



US00D406904S

# United States Patent [19]

Sronce

[11] Patent Number: **Des. 406,904**

[45] Date of Patent: **\*\*Mar. 16, 1999**

[54] **TWO WAY PET DOOR AND FRAME**

4,754,797 7/1988 Sronce ..... 160/354  
4,776,133 10/1988 Green ..... 49/169

[76] Inventor: **Robert M. Sronce**, 805 Via Alondra,  
Camarillo, Calif. 93011-1150

*Primary Examiner*—Doris Clark  
*Attorney, Agent, or Firm*—Richard D. Slehofer

[\*\*] Term: **14 Years**

### [57] CLAIM

[21] Appl. No.: **74,639**

The ornamental design for a design for a two way pet door and frame, as shown and described.

[22] Filed: **Aug. 7, 1997**

### DESCRIPTION

[51] **LOC (6) Cl.** ..... **25-02**

[52] **U.S. Cl.** ..... **D25/48**

[58] **Field of Search** ..... D25/48; 160/354;  
49/169, 168, 171

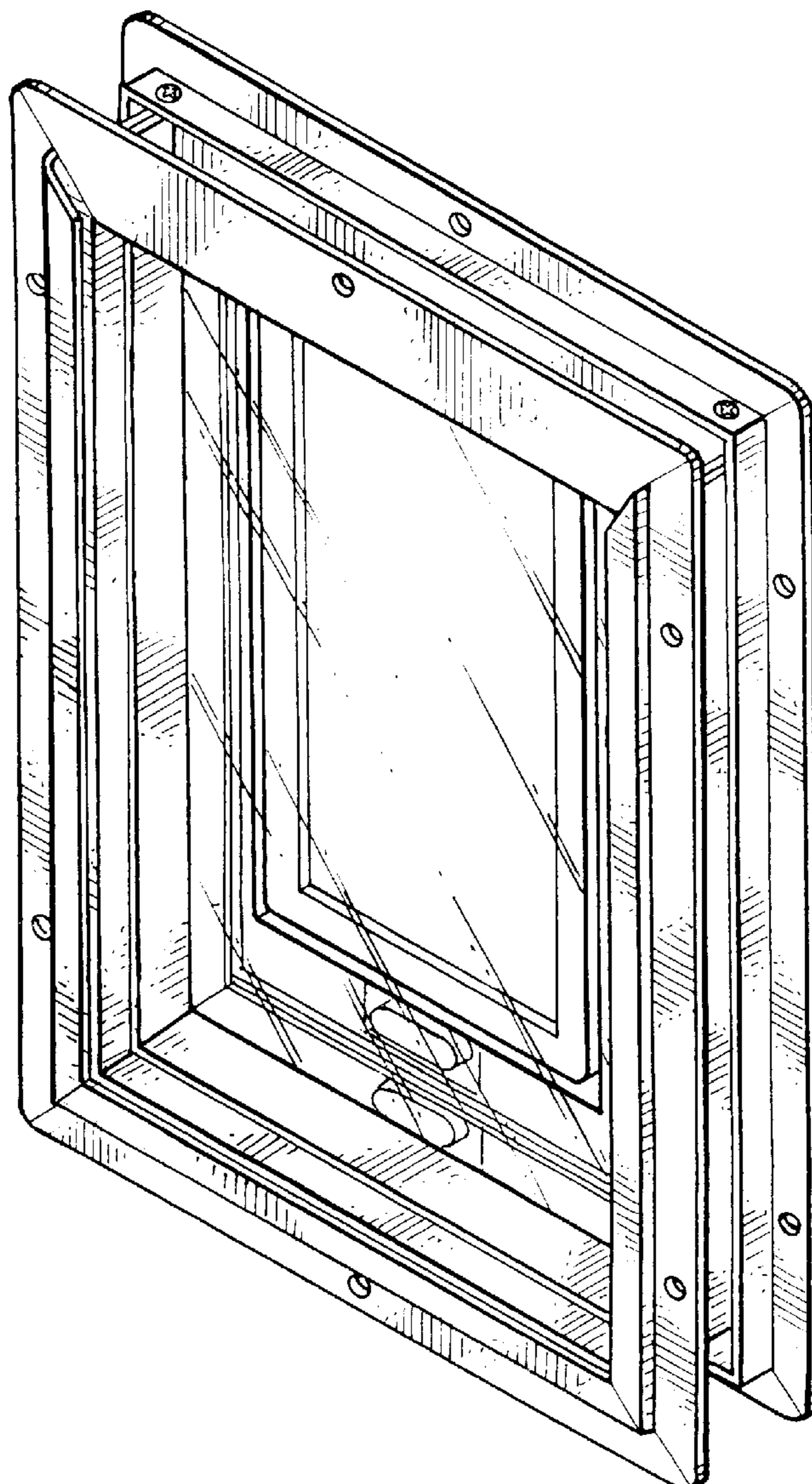
FIG. 1 is a perspective view of a two way pet door and frame showing my new design;  
FIG. 2 is a front view;  
FIG. 3 is a right side view, the left side view being identical;  
FIG. 4 is a rear view;  
FIG. 5 is a top view; and,  
FIG. 6 is a bottom view.

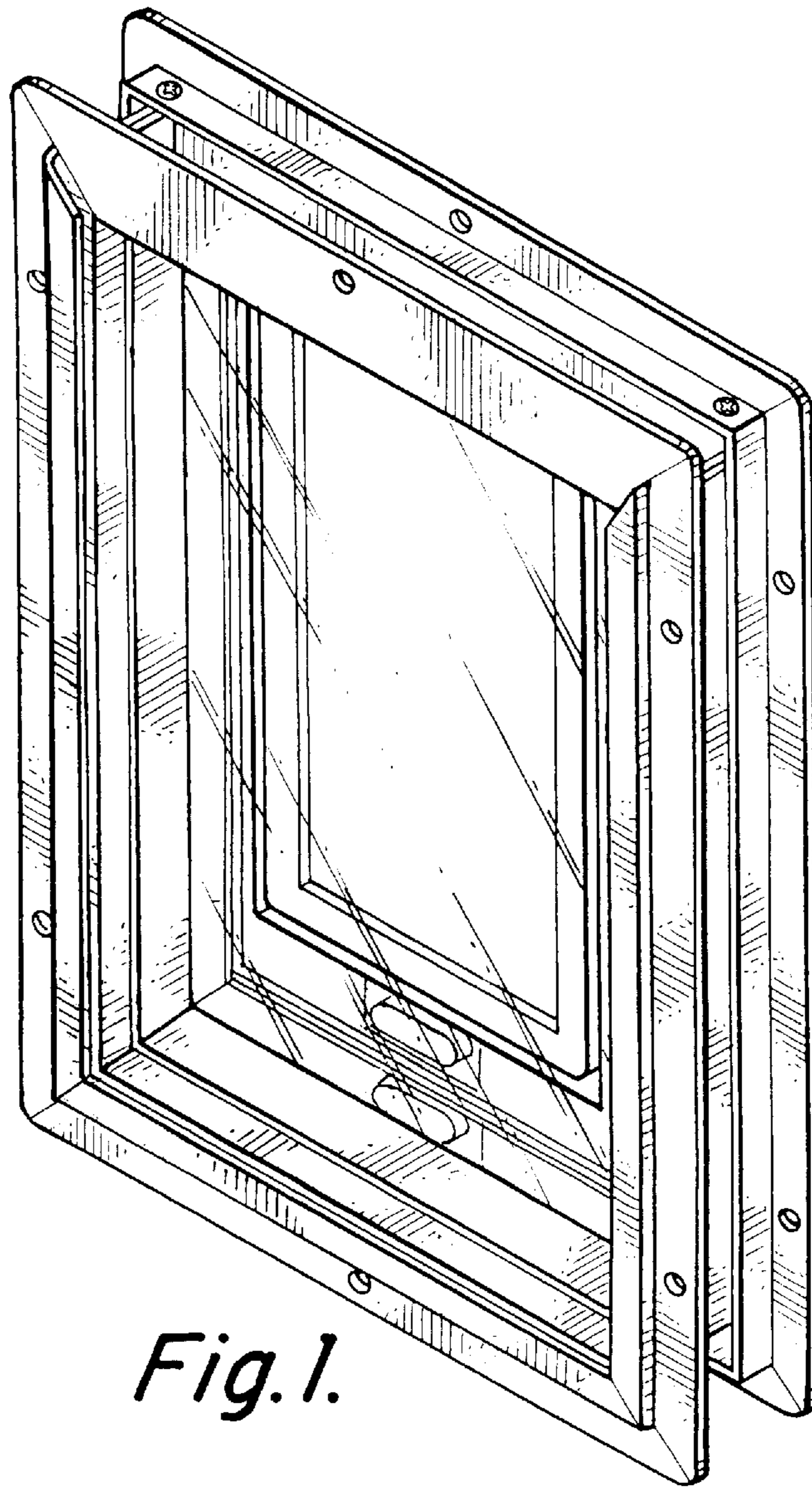
### [56] References Cited

#### U.S. PATENT DOCUMENTS

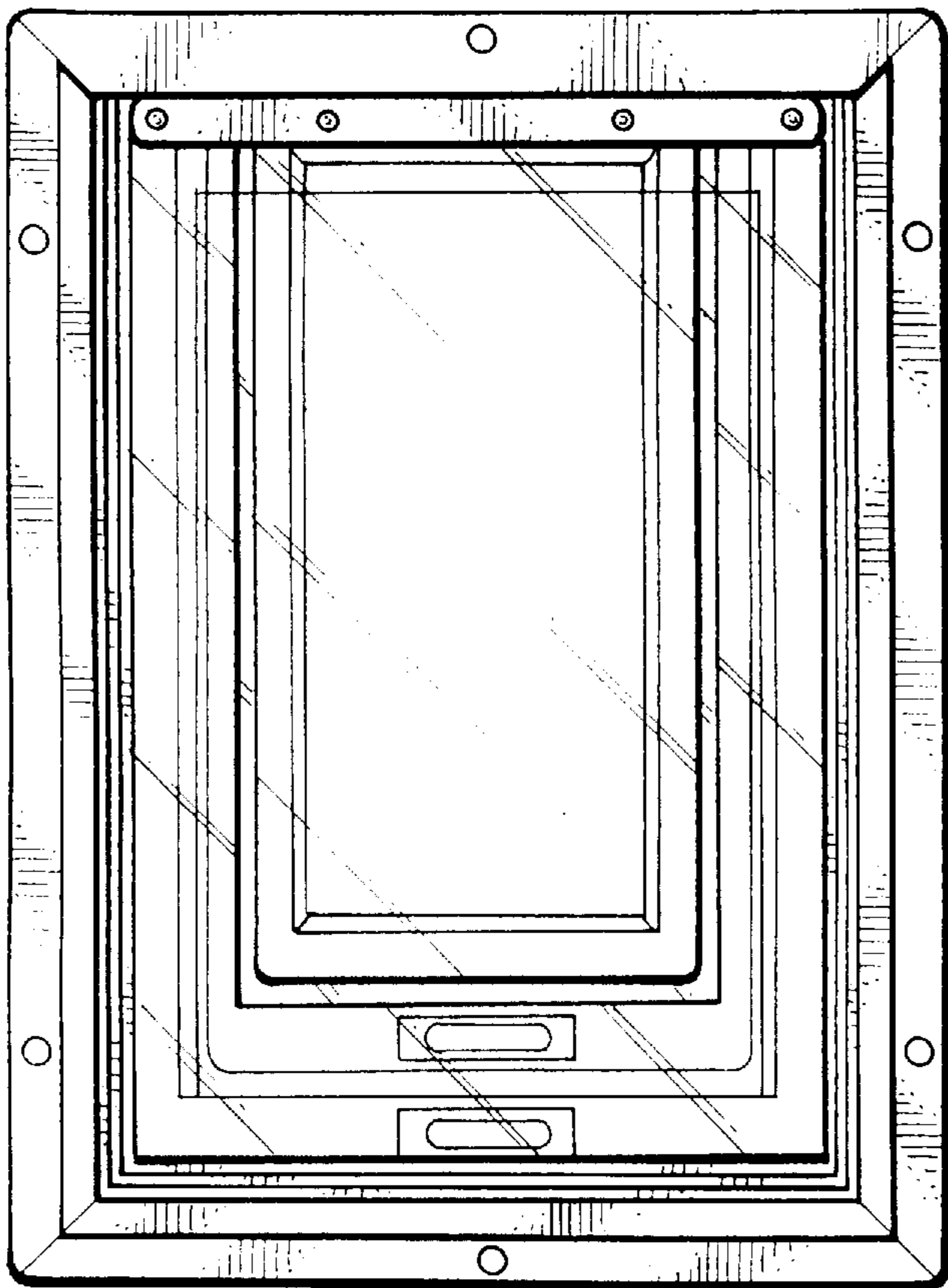
D. 267,436 12/1982 Thorne ..... D25/48  
D. 334,431 3/1993 Davlantes ..... D25/48  
3,797,554 3/1974 Johnson ..... 160/354

**1 Claim, 3 Drawing Sheets**

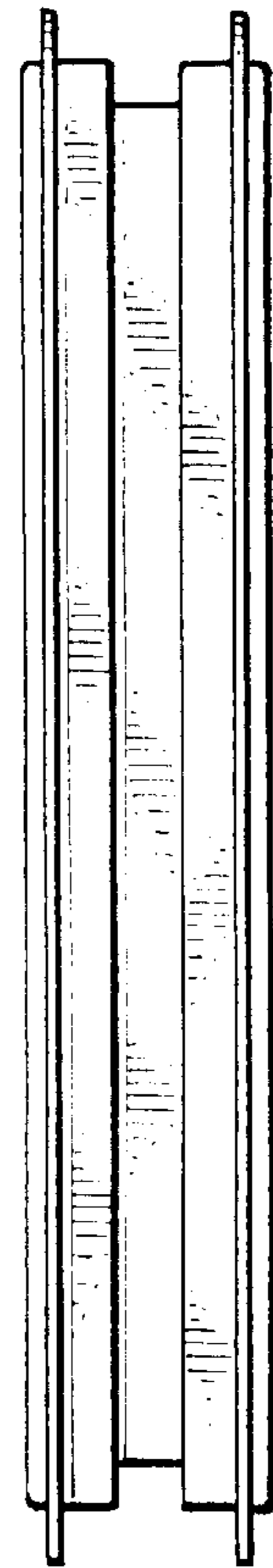





*Fig. 1.*




*Fig. 2.*




*Fig. 3.*



*Fig. 4.*



*Fig. 5.*



*Fig. 6.*