



US00D406883S

# United States Patent [19] Bell

[11] **Patent Number: Des. 406,883**

[45] **Date of Patent: \*\*Mar. 16, 1999**

[54] **TOILET SEAT HANDLE**

D. 391,467	3/1998	Cooke .....	D8/307
4,742,582	5/1988	Giallourakis .	
4,920,586	5/1990	Giallourakis .	

[75] Inventor: **Mark A. Bell**, Saugus, Calif.

[73] Assignee: **Bell Innovative Products, Inc.**, Sylmar, Calif.

*Primary Examiner*—Louis S. Zarfes  
*Assistant Examiner*—Eric Watterson  
*Attorney, Agent, or Firm*—Thomas I. Rozsa; Tony D. Chen; Jerry Fong

[\*\*] Term: **14 Years**

[21] Appl. No.: **87,444**

[57] **CLAIM**

[22] Filed: **May 1, 1998**

The ornamental design for a toilet seat handle, as shown and described.

[51] **LOC (6) Cl.** ..... **23-02**

**DESCRIPTION**

[52] **U.S. Cl.** ..... **D23/311**

[58] **Field of Search** ..... D23/303-311,  
D23/252; D8/307, 300; 4/246.1, 246.3,  
661

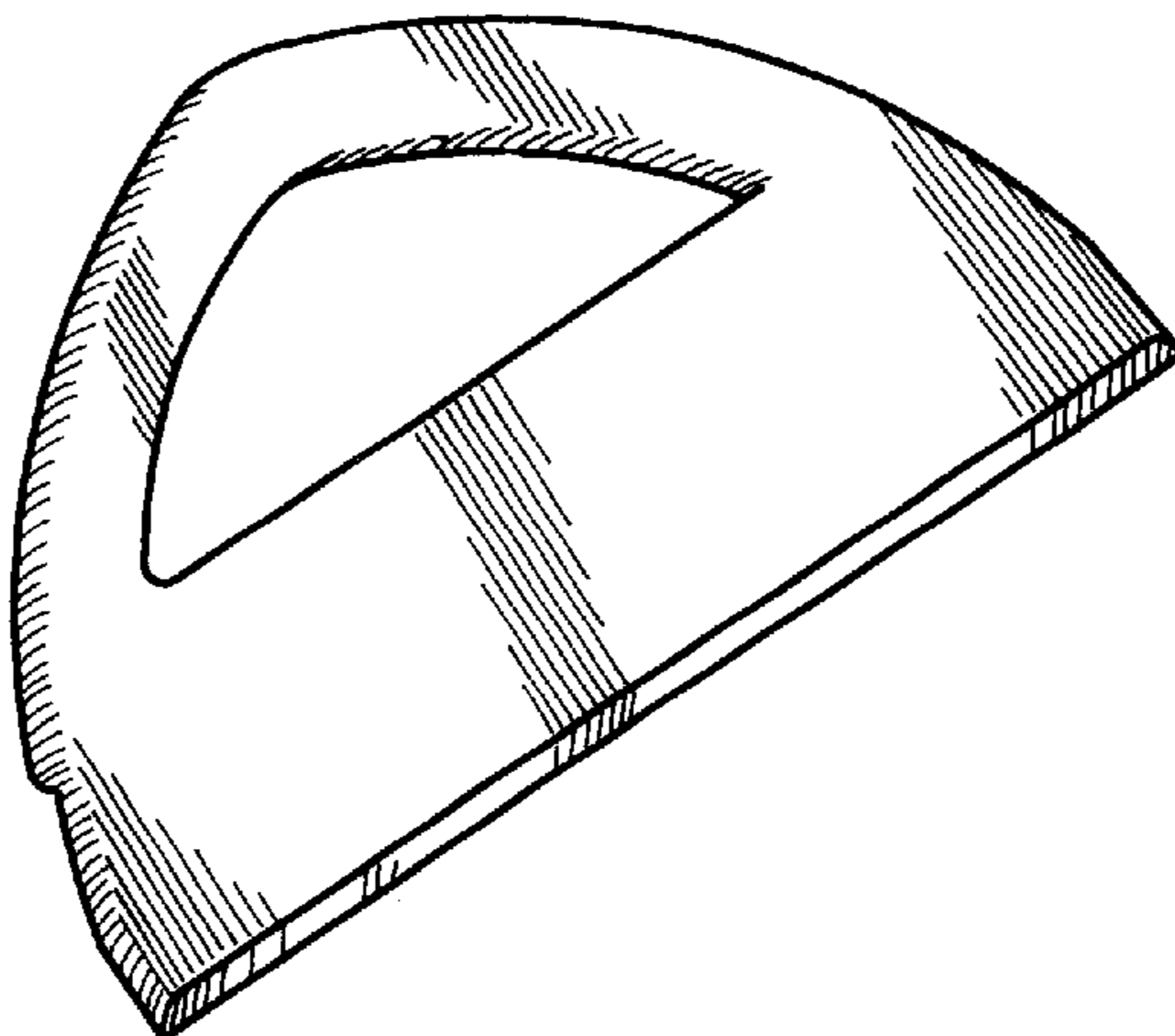
FIG. 1 is a perspective view of the toilet seat handle, showing my design;  
FIG. 2 is a front elevational view;  
FIG. 3 is a rear elevational view;  
FIG. 4 is a left side elevational view, the right side being a mirror image;  
FIG. 5 is a top plan view; and,  
FIG. 6 is a bottom plan view.

[56] **References Cited**

**U.S. PATENT DOCUMENTS**

D. 308,813	6/1990	Robinson .....	D8/307
D. 352,883	11/1994	Elbaz .....	D8/307
D. 374,919	10/1996	Somerelson .....	D23/309
D. 380,531	7/1997	Roston-Frenzel .....	D23/309

**1 Claim, 1 Drawing Sheet**



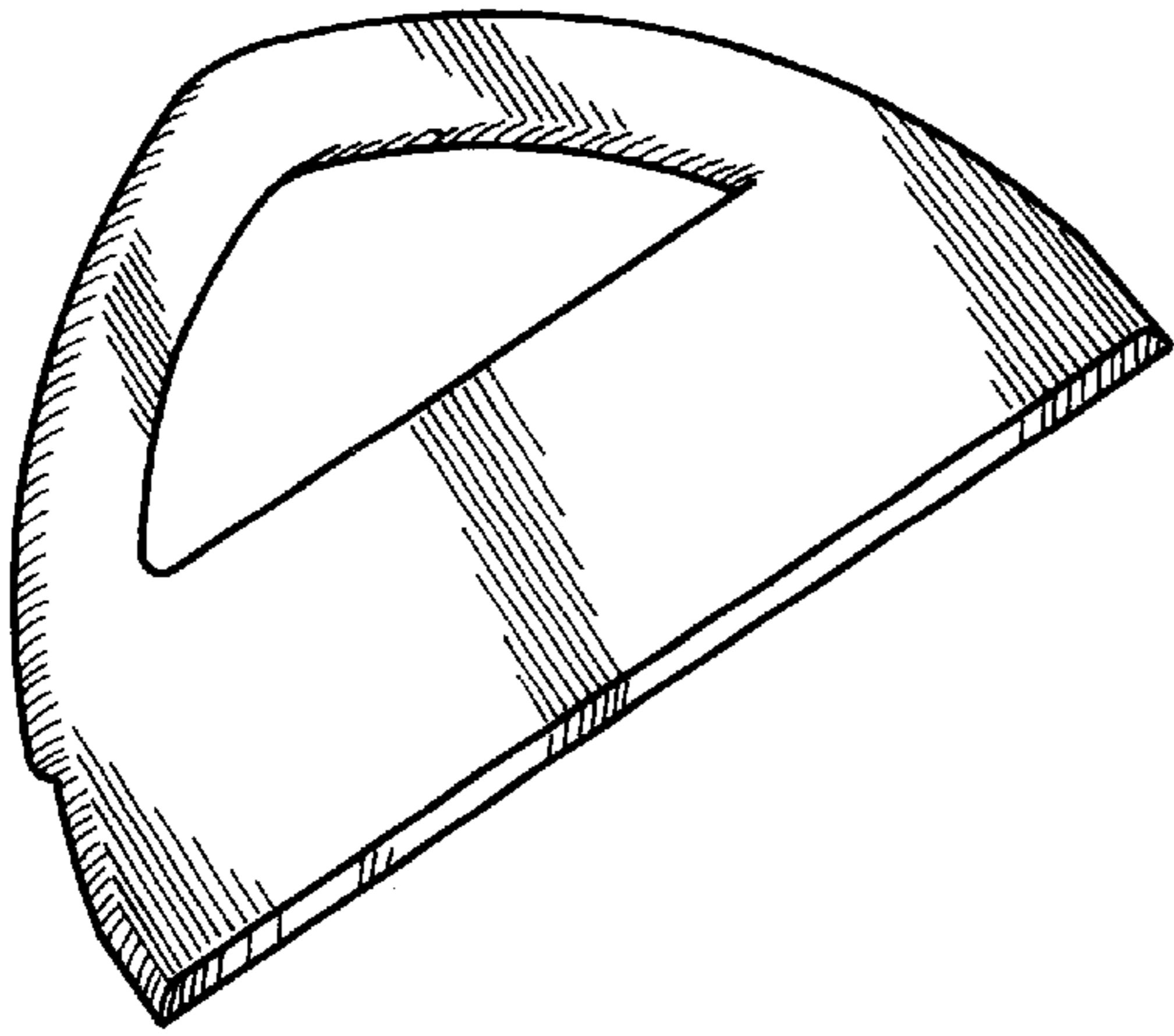


FIG.1

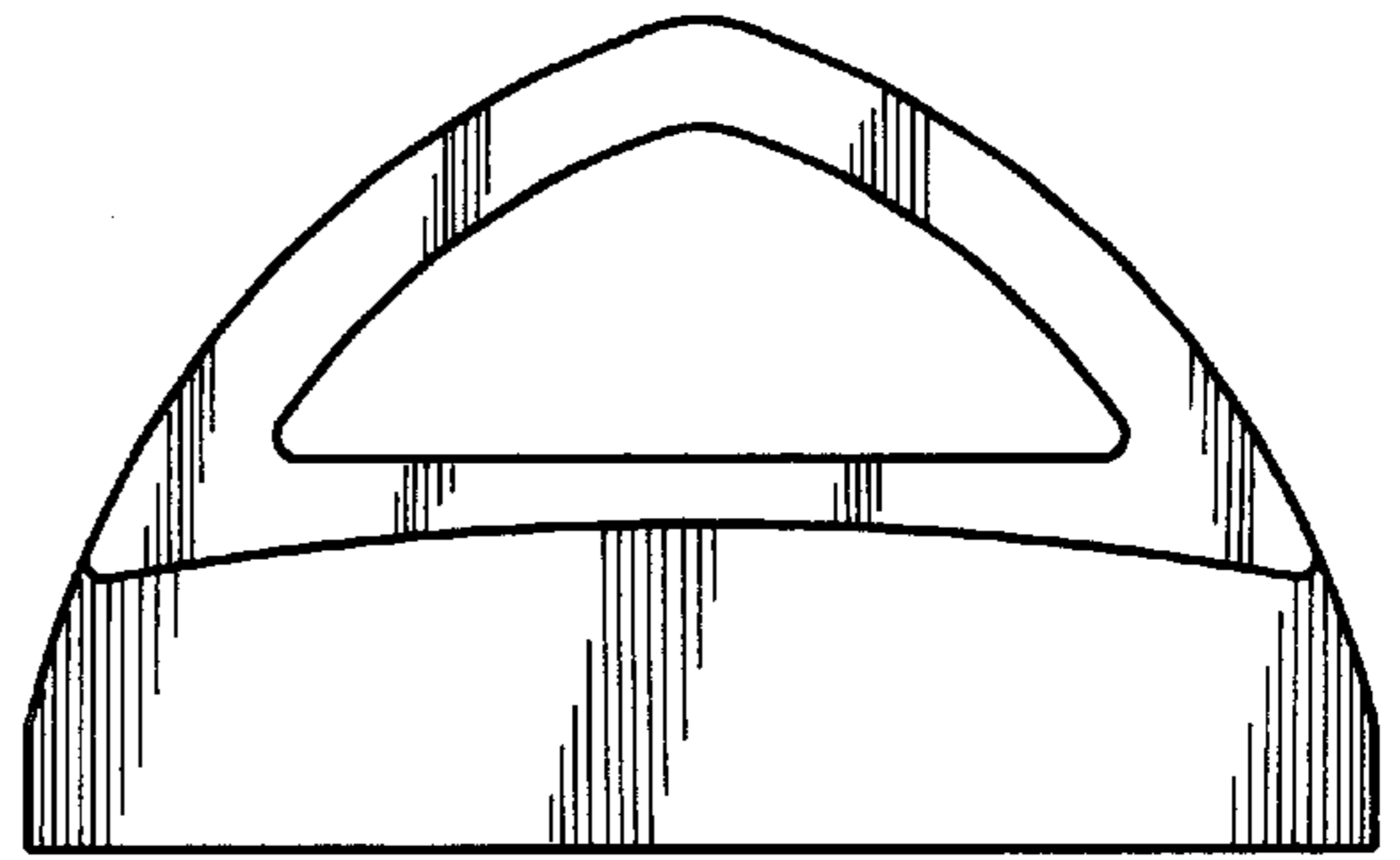


FIG.2

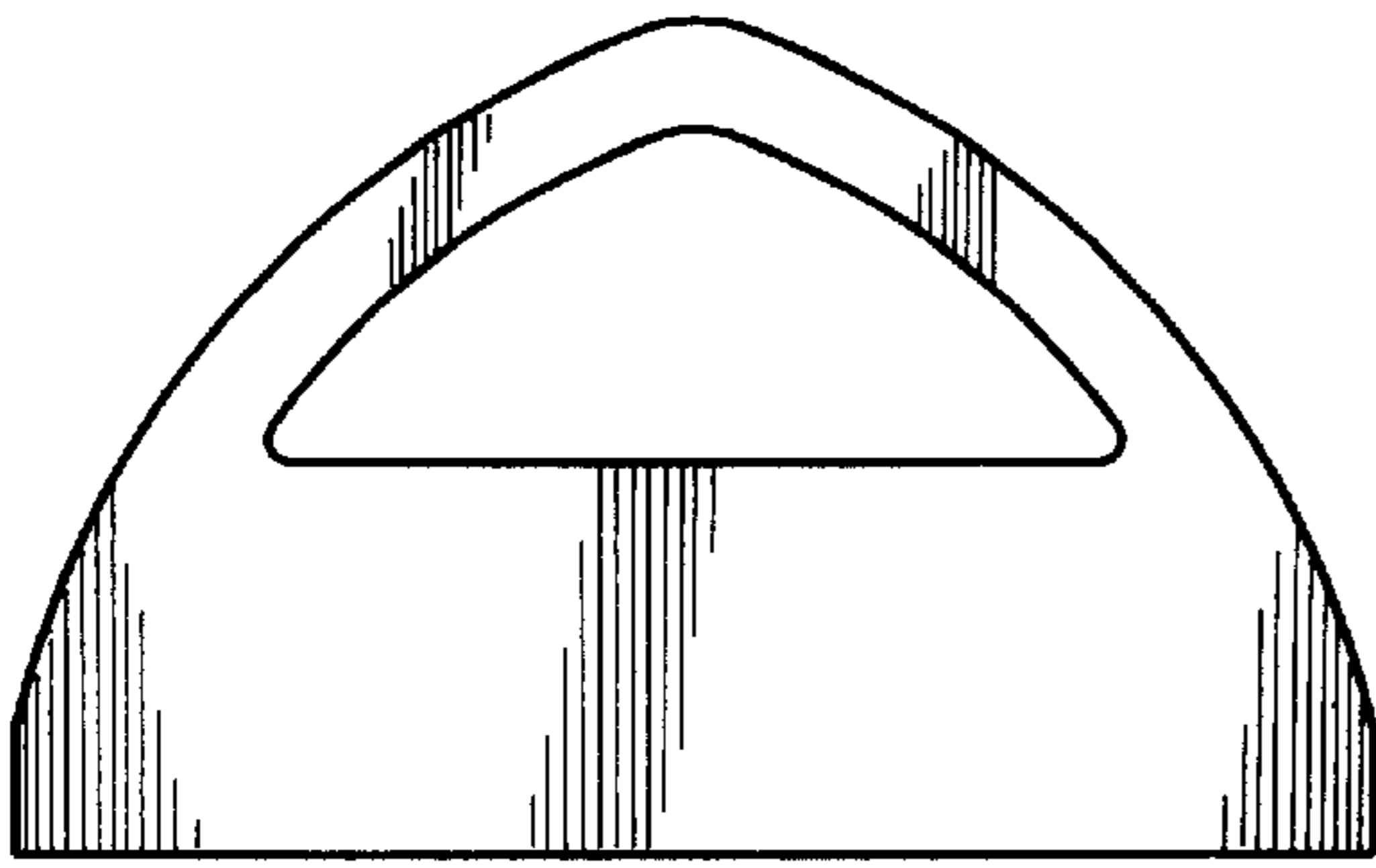


FIG.3



FIG.4




FIG.5




FIG.6