



US00D406873S

# United States Patent [19] Ray

[11] Patent Number: **Des. 406,873**

[45] Date of Patent: **\*\*Mar. 16, 1999**

[54] **TARGET PAD FOR SPIN CASTING AND FLIPPING PRACTICE**

[76] Inventor: **Clyde Travis Ray**, 8901 Hwy. 5 North, Alexander, Ark. 72002

[\*\*] Term: **14 Years**

[21] Appl. No.: **64,858**

[22] Filed: **Jan. 13, 1997**

[51] **LOC (6) Cl.** ..... **22-05**

[52] **U.S. Cl.** ..... **D22/134**

[58] **Field of Search** ..... D22/134, 199, D22/113; D11/131, 158; 43/4, 1; 473/506, 514; 273/332, 338, 377, 398, 393, 140

[56] **References Cited**

**U.S. PATENT DOCUMENTS**

D. 270,146	8/1983	Roberts	.....	D11/158
420,149	1/1890	Elson	.....	273/140
2,482,057	9/1949	Fincke	.....	273/393

3,463,494	8/1969	Stroh	.....	273/140
3,788,641	1/1974	Lemelson	.....	273/140
4,976,439	12/1990	Kraemer	.....	273/140
5,110,136	5/1992	Land	.....	273/140
5,297,355	3/1994	O'Brien	.....	43/4

*Primary Examiner*—Doris V. Coles  
*Attorney, Agent, or Firm*—Jerry L. Mahurin

[57] **CLAIM**

The ornamental design for a target pad for spin casting and flipping practice, as shown and described.

**DESCRIPTION**

FIG. 1 is a perspective view of a target pad for spin casting and flipping practice, showing my new design; FIG. 2 is a side elevational view thereof; FIG. 3 is a top plan view thereof, the bottom thereof being plain and unornamented; FIG. 4 is a front elevational view thereof; and, FIG. 5 is a rear elevational view thereof.

**1 Claim, 4 Drawing Sheets**




Fig. 1




Fig. 2

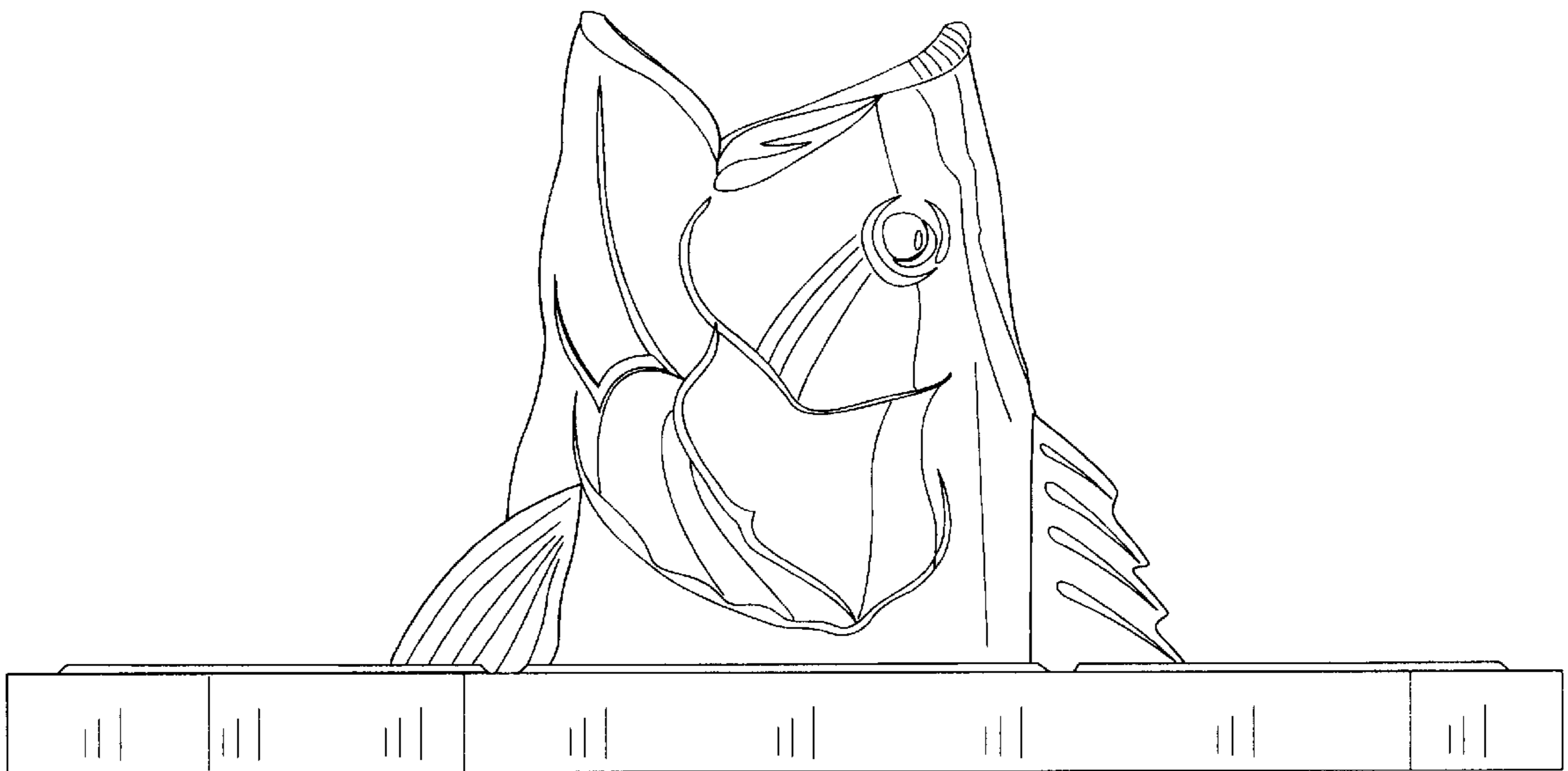


Fig. 3




Fig. 4

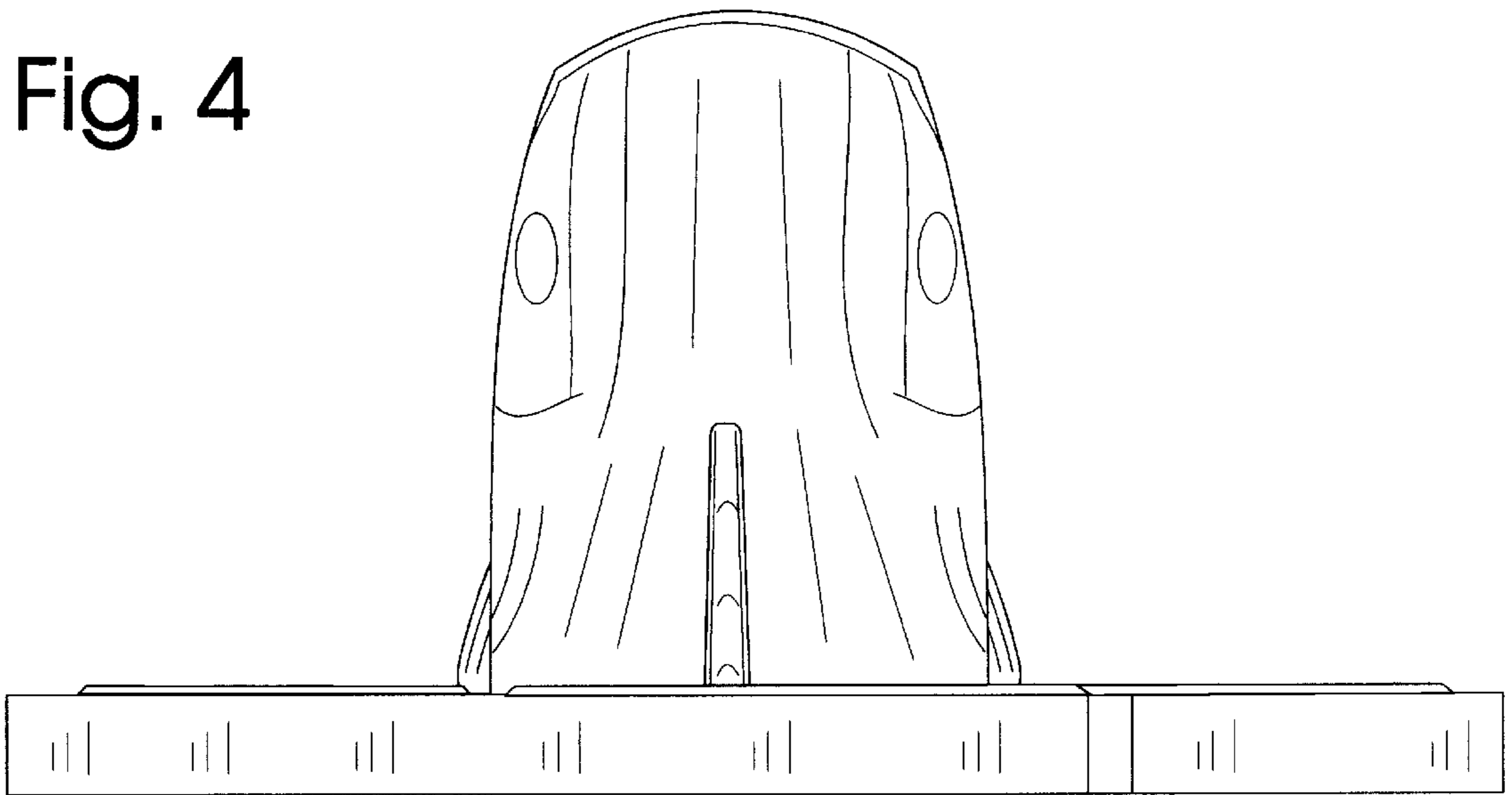


Fig. 5

