



US00D406858S

United States Patent [19] Arnette

[11] **Patent Number: Des. 406,858**

[45] **Date of Patent: **Mar. 16, 1999**

[54] **EYEWEAR**

[75] Inventor: **Gregory F. Arnette**, South Laguna Beach, Calif.

[73] Assignee: **Bausch & Lomb Incorporated**, Rochester, N.Y.

[**] Term: **14 Years**

[21] Appl. No.: **64,936**

[22] Filed: **Jan. 15, 1997**

[51] **LOC (6) Cl.** **16-06**

[52] **U.S. Cl.** **D16/326**

[58] **Field of Search** D16/101, 300-330,
D16/335; 351/41, 44, 51, 52, 158; 2/447,
448

[56] **References Cited**

U.S. PATENT DOCUMENTS

D. 118,391	1/1940	Sanders	D16/326
D. 170,622	10/1953	Bauer	D16/328
D. 206,557	12/1966	McCulloch	D57/1
D. 210,698	4/1968	Simon	D16/326
D. 339,816	9/1993	Jackson	D16/300

D. 366,667	1/1996	Arnette	D16/329
D. 366,892	2/1996	Arnette	D16/328
D. 388,815	1/1998	Mage	D16/320
D. 390,864	2/1998	Mage	D16/321
D. 392,665	3/1998	Mage	D16/326

FOREIGN PATENT DOCUMENTS

DM/037 121	9/1995	WIPO .
DM/036 148	4/1996	WIPO .

Primary Examiner—Raphael Barkai
Attorney, Agent, or Firm—Katherine McGuire

[57] **CLAIM**

The ornamental design for eyewear, as shown and described.

DESCRIPTION

FIG. 1 is a front elevational view of eyewear embodying my new design;
FIG. 2 is a side elevational view thereof;
FIG. 3 is a top plan view thereof;
FIG. 4 is a bottom plan view thereof;
FIG. 5 is a top, front perspective view thereof; and,
FIG. 6 is a top, rear perspective view thereof.

1 Claim, 5 Drawing Sheets

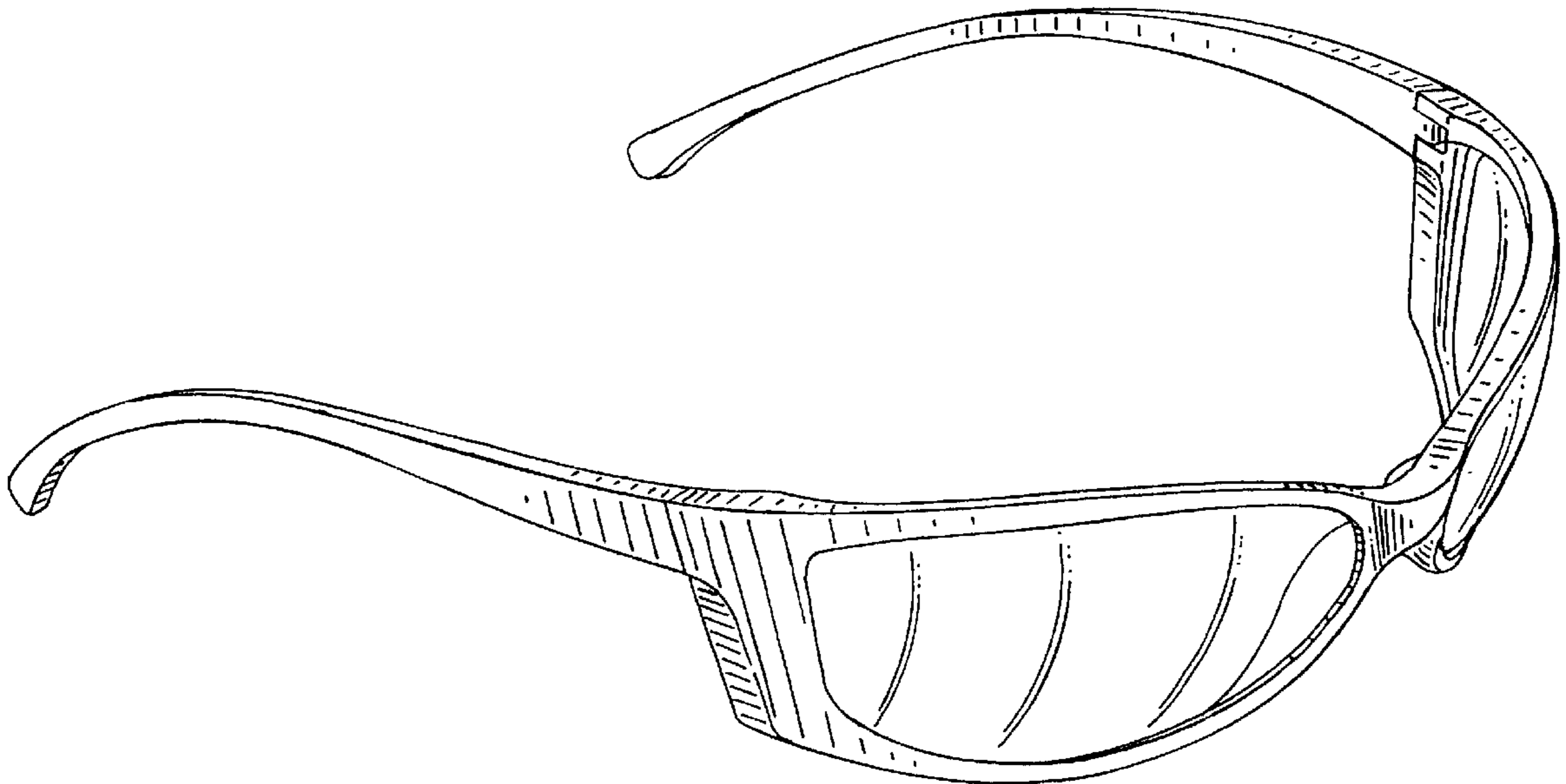


FIG. 1




FIG. 2

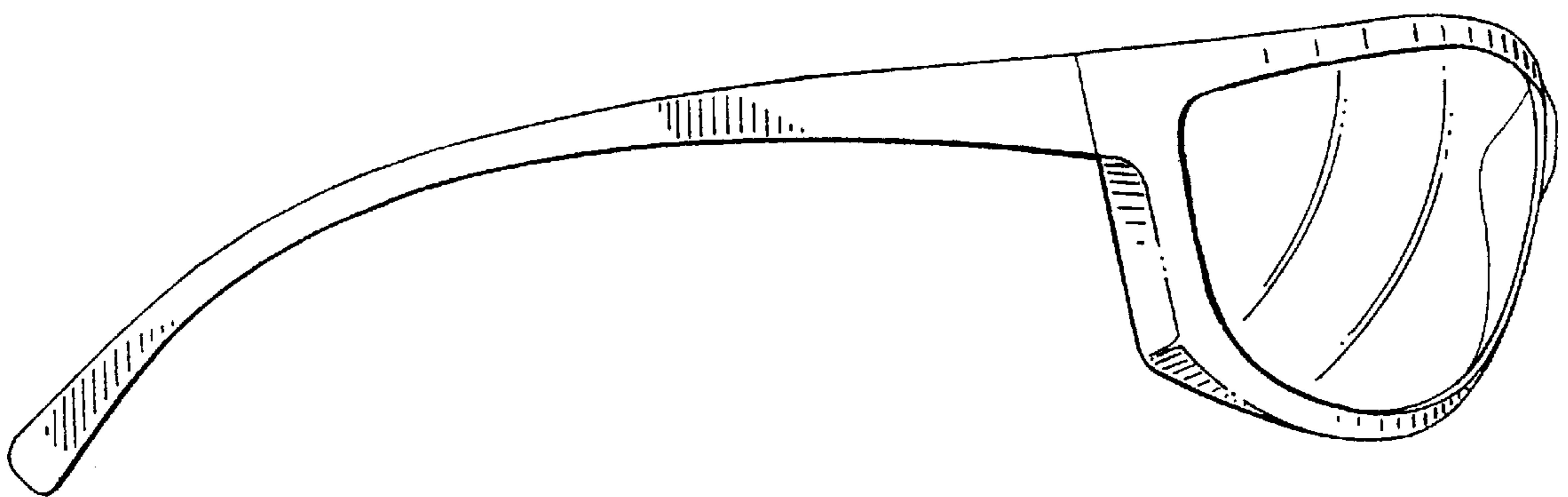


FIG. 3





FIG. 4

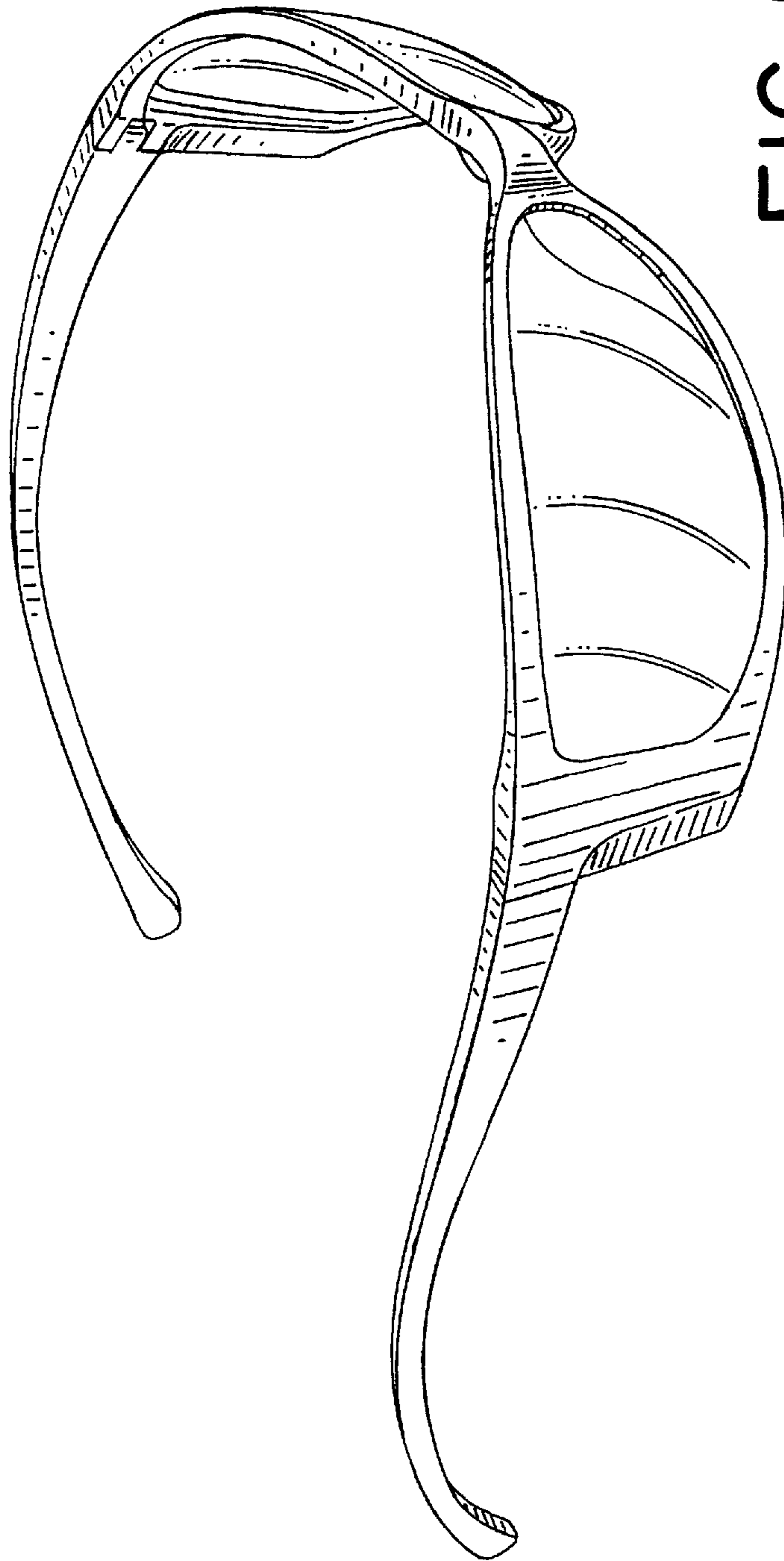


FIG. 5

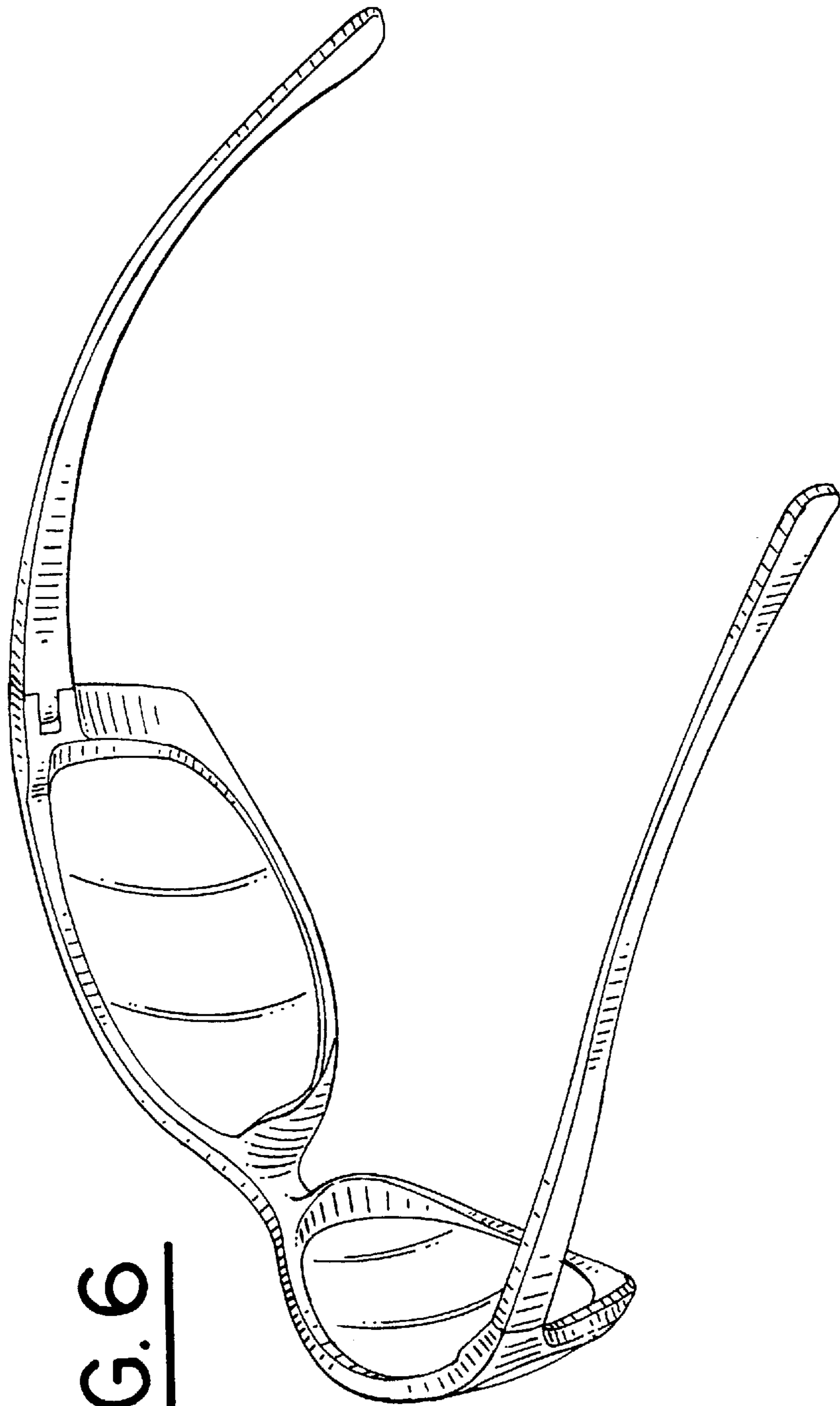


FIG. 6