



US00D406841S

United States Patent [19] Myung

[11] **Patent Number: Des. 406,841**

[45] **Date of Patent: **Mar. 16, 1999**

[54] **CONFERENCE TELEPHONE**

[75] Inventor: **Nam Soo Myung**, Lexington, Mass.

[73] Assignee: **Applicom, Inc.**, Bedford, Mass.

[**] Term: **14 Years**

[21] Appl. No.: **64,464**

[22] Filed: **Jan. 2, 1997**

[51] **LOC (6) Cl. 14-03**

[52] **U.S. Cl. D14/150; D14/243**

[58] **Field of Search** D14/137, 138,
D14/147-148, 247-248, 250, 140-142,
114, 159, 243, 149-151; 379/419, 420,
428, 440, 433, 434, 202-206; 455/550,
575, 90, 556, 558

[56] **References Cited**

U.S. PATENT DOCUMENTS

D. 292,283	10/1987	Matsuda et al.	D14/240
D. 307,274	4/1990	Sasaki et al.	D14/140 X
D. 342,732	12/1993	Hinman	D14/150
D. 382,266	8/1997	Wakefield	D14/150

OTHER PUBLICATIONS

Hello Direct, Spring 1997, p. 44, ConferenceLink.

Primary Examiner—Jeffrey Asch

Attorney, Agent, or Firm—Fish & Richardson P.C.

[57] **CLAIM**

The ornamental design for an conference telephone, as shown and described.

DESCRIPTION

FIG. 1 is a perspective view of the conference telephone showing my new design;

FIG. 2 is a front view of the conference telephone shown in FIG. 1;

FIG. 3 is a back view of the conference telephone shown in FIG. 1;


FIG. 4 is left side view of the conference telephone shown in FIG. 1;

FIG. 5 is a right side view of the conference telephone shown in FIG. 1;

FIG. 6 is a top view of the conference telephone shown in FIG. 1; and,

FIG. 7 is a bottom view of the conference telephone shown in FIG. 1.

1 Claim, 4 Drawing Sheets






FIG. 1

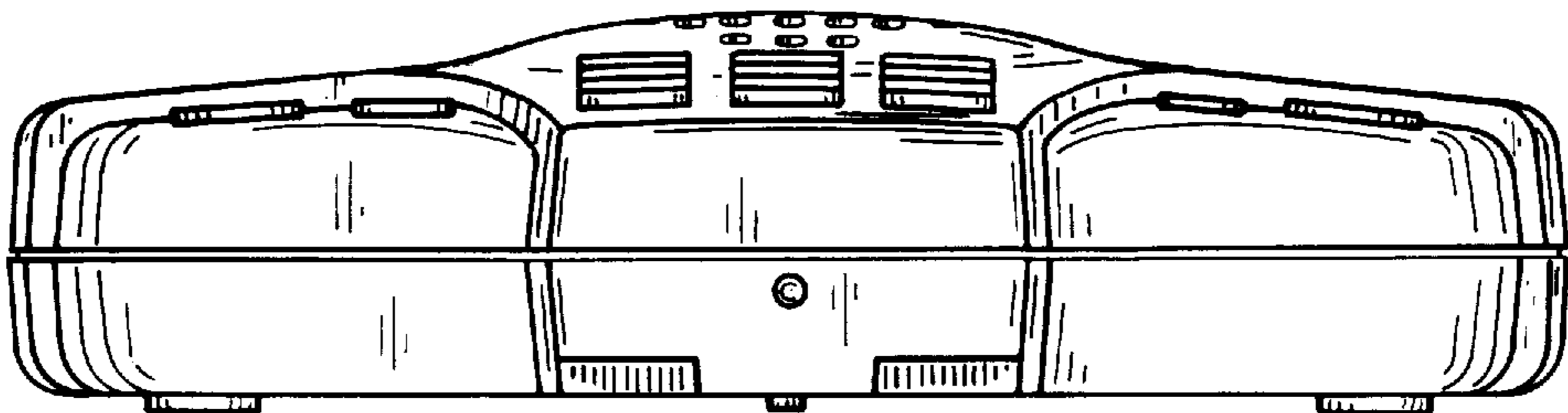


FIG. 2

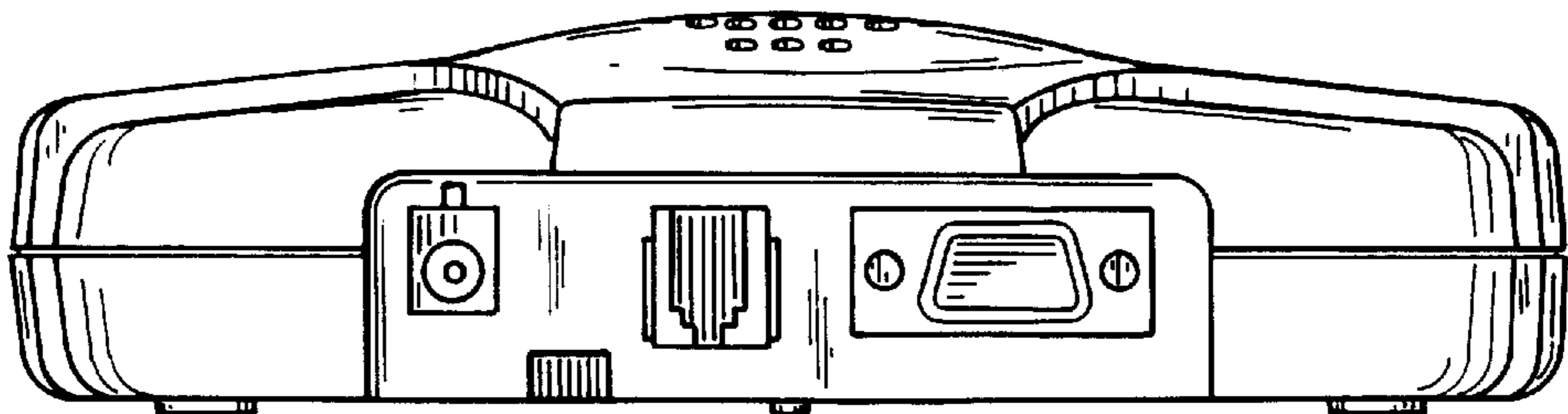


FIG. 3

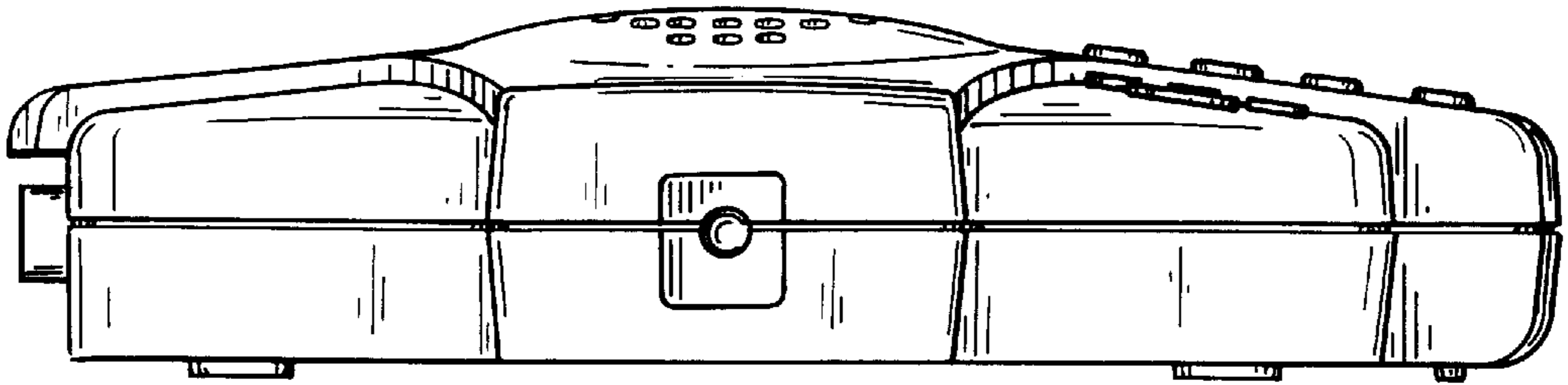


FIG. 4

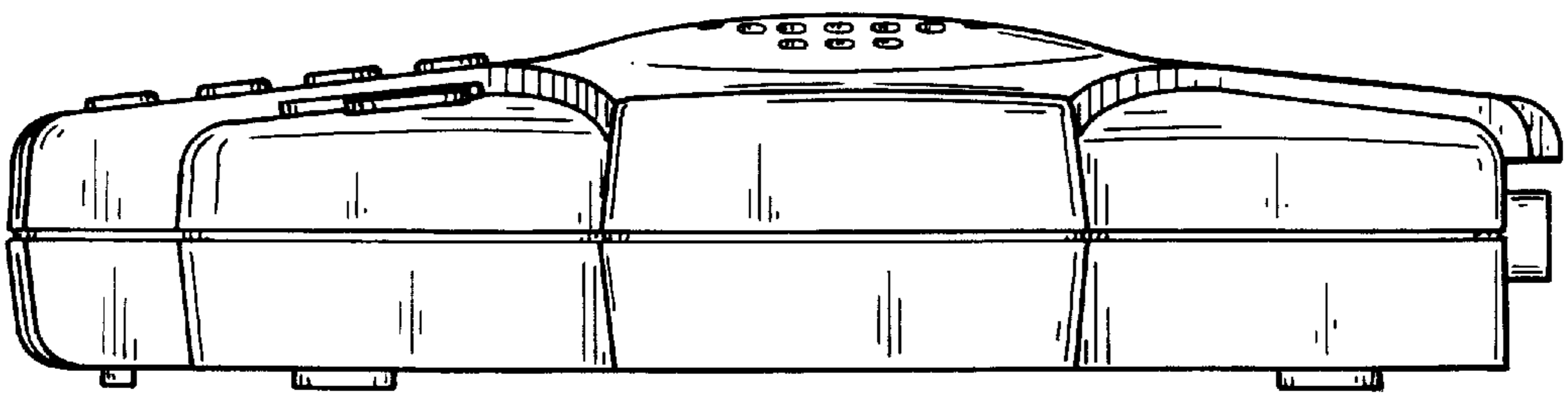


FIG. 5




FIG. 6

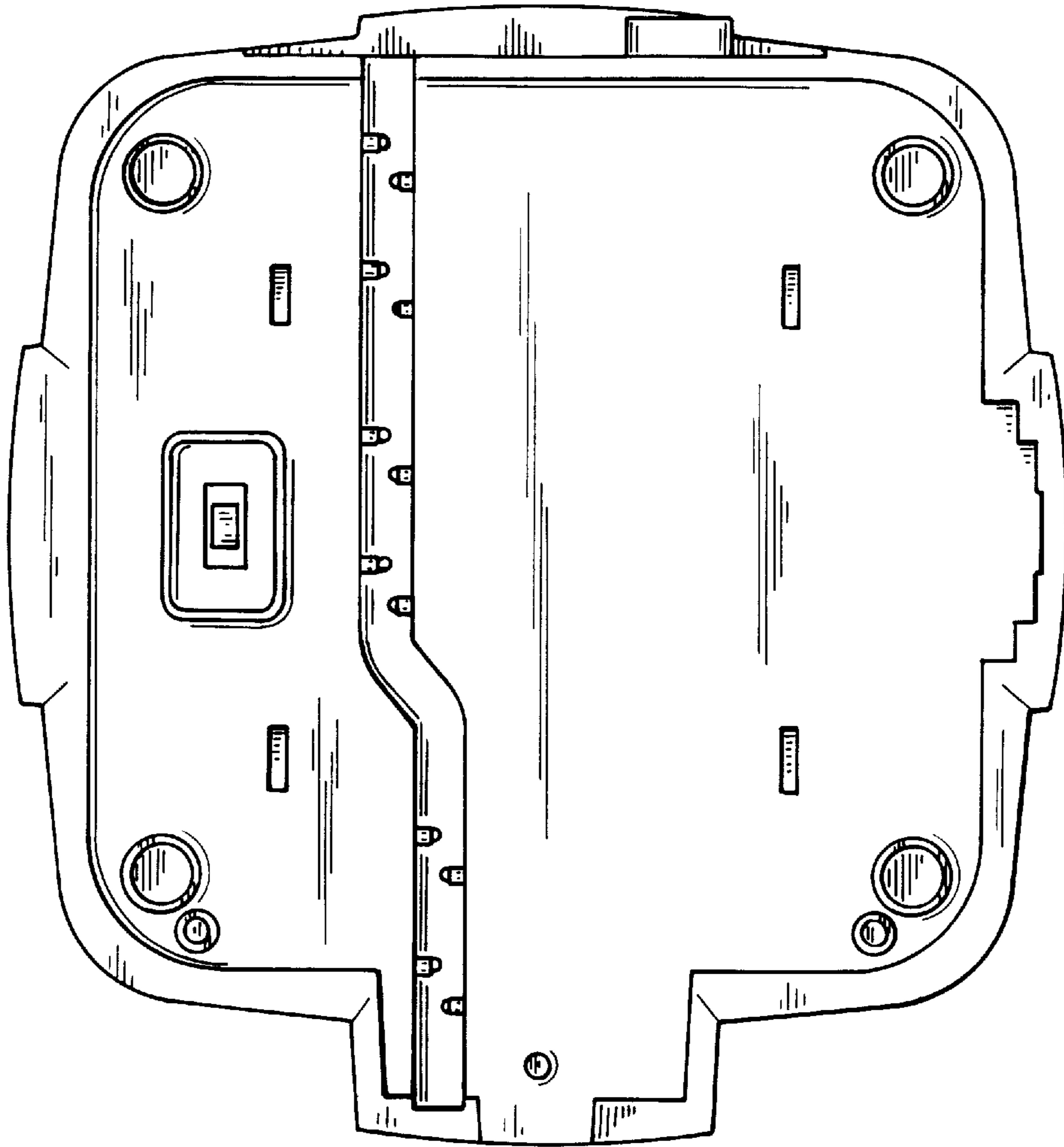


FIG. 7