



US00D406834S

United States Patent [19]

Metzcus et al.

[11] Patent Number: Des. 406,834

[45] Date of Patent: **Mar. 16, 1999

[54] COMMUNICATION HANDSET

[75] Inventors: **Elisa Hawkins Metzcus; Chuck Williamson**, both of Durham, N.C.; **Anthony D. Franks**, New York, N.Y.; **Paul A. Scheib**, Cedar Grove; **Steven G. Miggles**, Wyckoff, both of N.J.

[73] Assignee: **Readycom, Inc.**, Chapel Hill, N.C.

[**] Term: **14 Years**

[21] Appl. No.: **76,122**

[22] Filed: **Sep. 5, 1997**

[51] LOC (6) Cl. **14-03**

[52] U.S. Cl. **D14/138; D14/137**

[58] Field of Search D14/137, 138, D14/147-148, 247-248, 250, 140-142, 114; 379/368, 419, 420, 428, 440, 433, 434; 455/550, 575, 90, 556, 558

[56] **References Cited**

U.S. PATENT DOCUMENTS

D. 358,148 5/1995 Nagele et al. D14/147 X

D. 366,872	2/1996	Nagele et al.	D14/138
D. 378,816	4/1997	Hino	D14/138
D. 383,746	9/1997	Richards et al.	D14/138
5,197,091	3/1993	Takagi et al.	379/433
5,504,813	4/1996	Takasaki	379/434 X

Primary Examiner—Jeffrey Asch
Attorney, Agent, or Firm—Kenyon & Kenyon

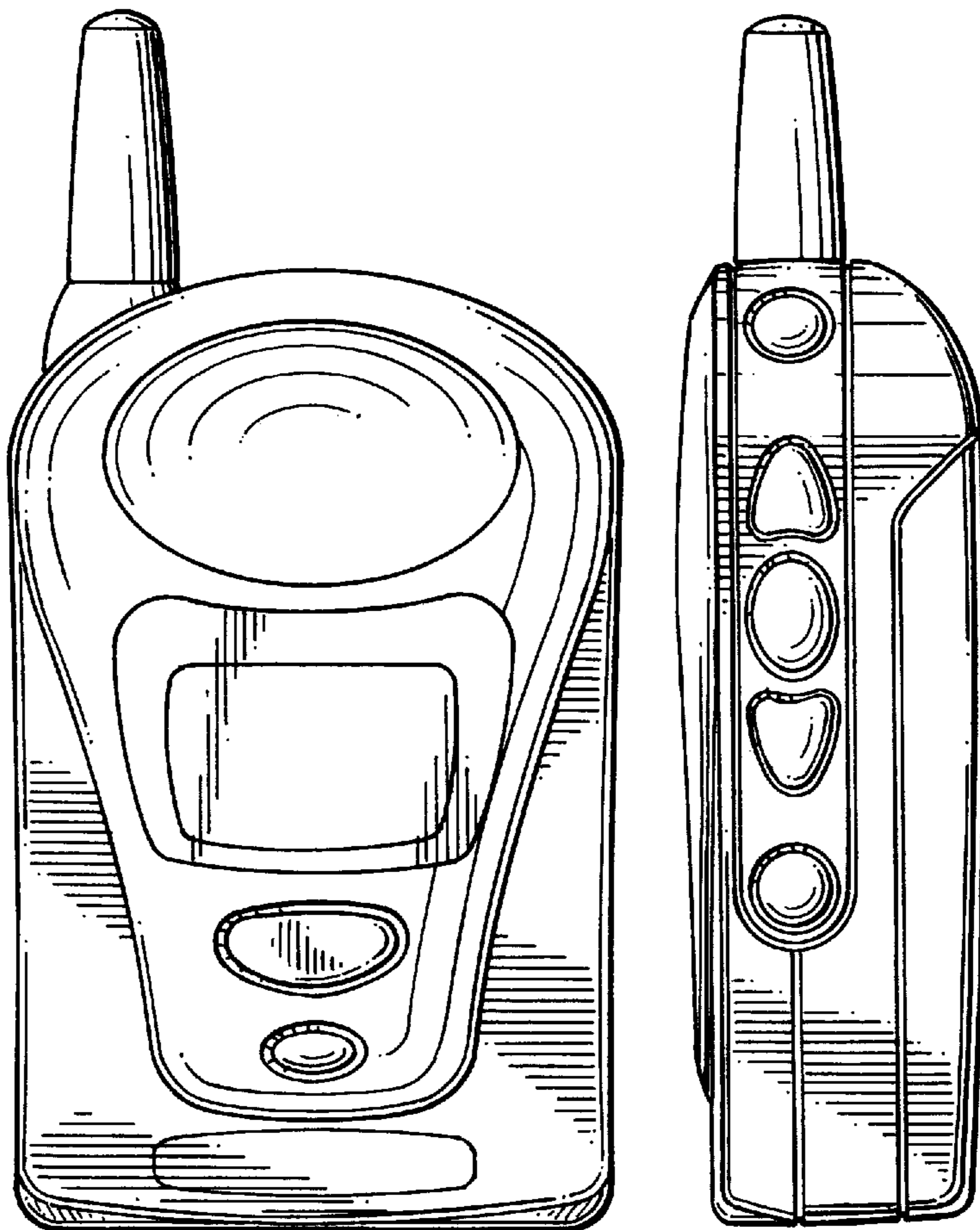
[57] **CLAIM**

The ornamental design for a communication handset, as shown and described.

DESCRIPTION

FIG. 1 is a front plan view of a communication handset showing my new design;
FIG. 2 is a rear plan view thereof with a battery pack attached to the rear portion;
FIG. 3 is a left side view thereof;
FIG. 4 is a right side view thereof;
FIG. 5 is a top elevational view thereof; and,
FIG. 6 is a bottom elevational view thereof.

1 Claim, 5 Drawing Sheets



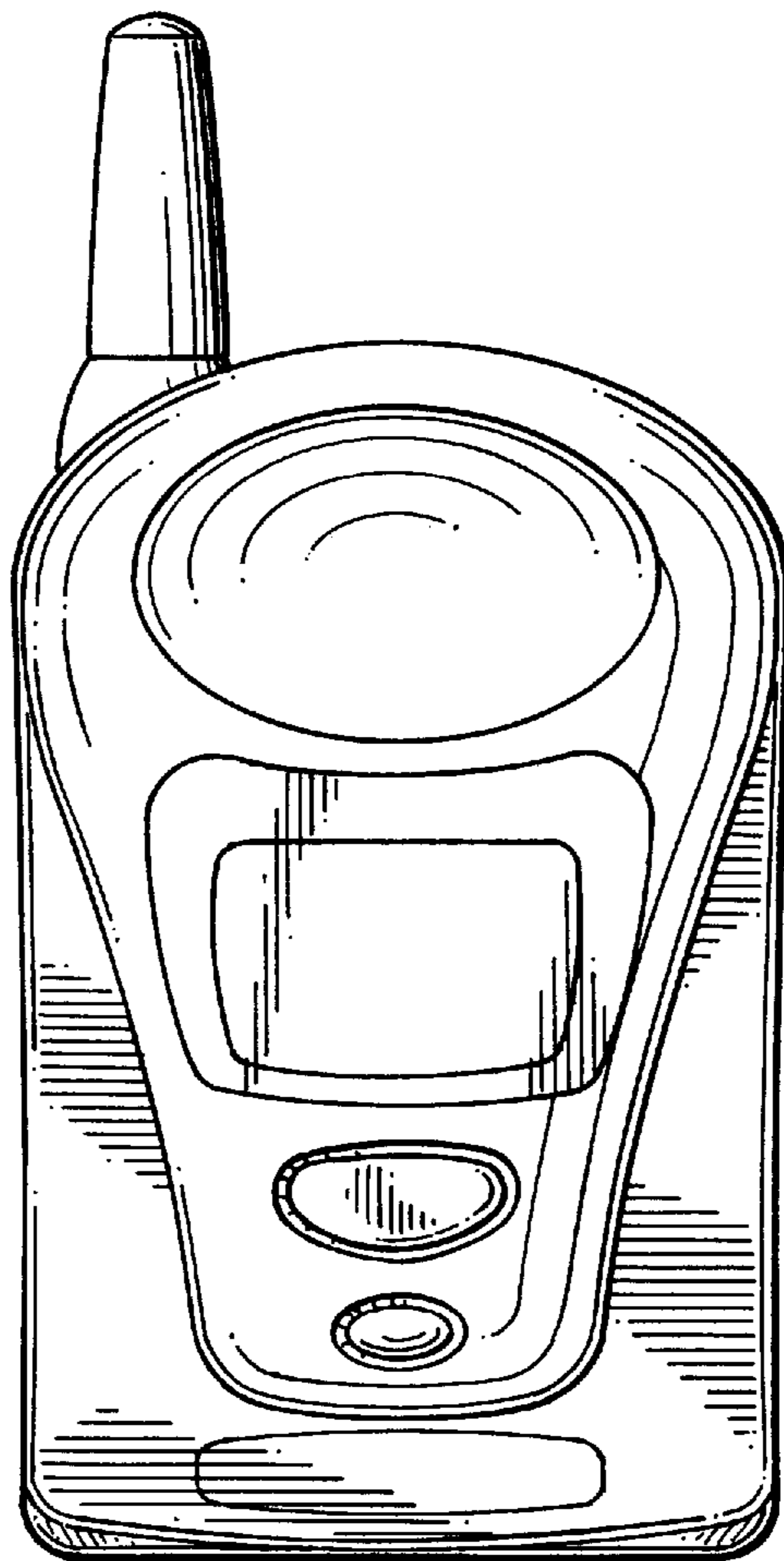


FIG. 1




FIG. 2

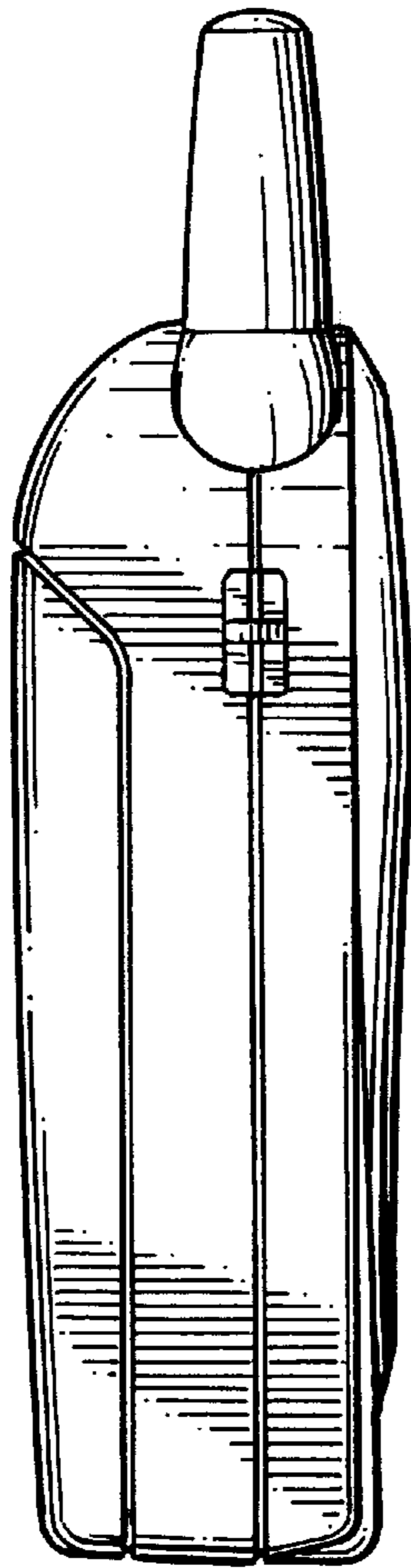


FIG. 3

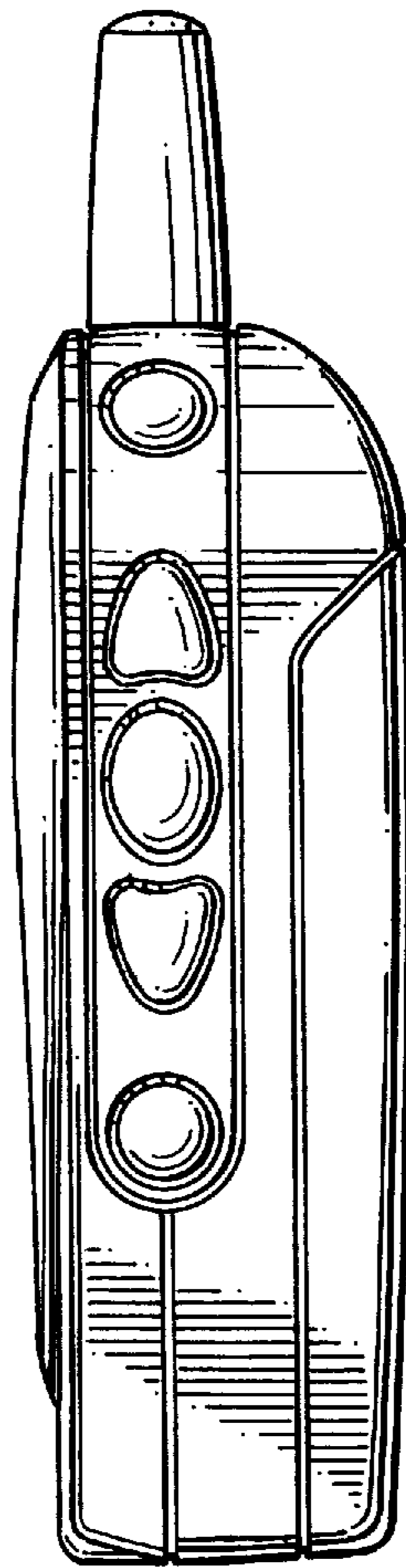


FIG. 4




FIG. 5

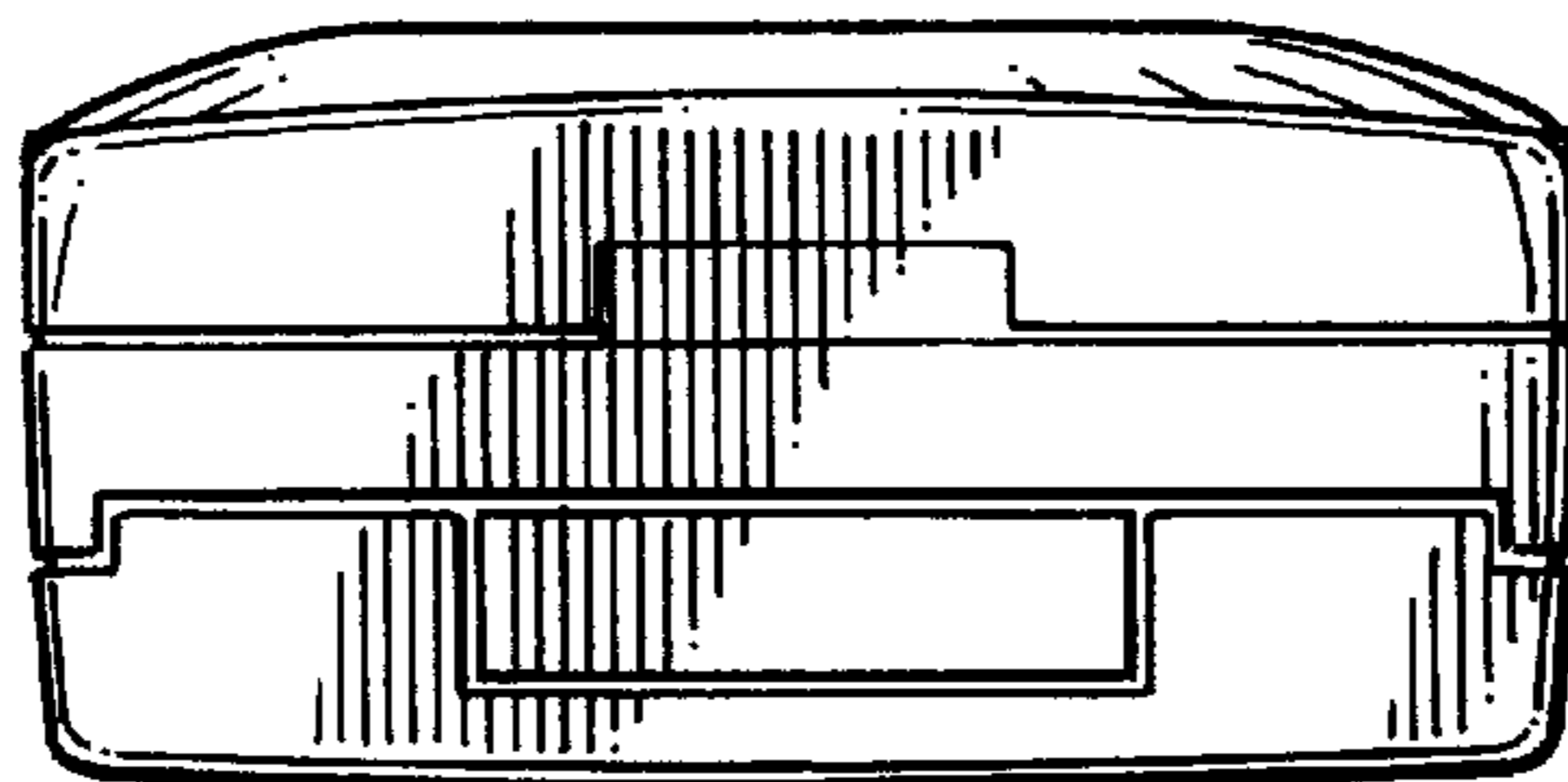


FIG. 6