



US00D406833S

United States Patent [19]

[11] **Patent Number: Des. 406,833**

Page et al.

[45] **Date of Patent: **Mar. 16, 1999**

[54] **FRONT SECTION OF A PORTABLE RADIO**

D. 382,870	8/1997	Siddoway	D14/137
D. 384,385	9/1997	Lindeman et al.	D14/137
D. 393,638	4/1998	Page et al.	D14/137

[75] Inventors: **Michael J. Page**, Aventura; **Bruce A. Claxton**, Coral Springs; **Frank M. Tyneski**; **David H. Karl**, both of Ft. Lauderdale, all of Fla.

Primary Examiner—Jeffrey Asch
Attorney, Agent, or Firm—Andrew S. Fuller

[73] Assignee: **Motorola, Inc.**, Schaumburg, Ill.

[57] **CLAIM**

[**] Term: **14 Years**

The ornamental design for a front section of a portable radio, as shown and described.

[21] Appl. No.: **80,067**

DESCRIPTION

[22] Filed: **Nov. 26, 1997**

FIG. 1 is a front, top, left isometric view of a front section of a portable radio showing our new design; FIG. 2 is a front elevational view thereof; FIG. 3 is a left elevational view thereof; FIG. 4 is a right elevational view thereof; FIG. 5 is a top plan view thereof; FIG. 6 is a bottom plan view thereof; and, FIG. 7 is a rear elevational view thereof.

[51] **LOC (6) Cl.** **14-03**

[52] **U.S. Cl.** **D14/137**

[58] **Field of Search** D14/137, 138, D14/188, 192, 194, 198, 147, 148, 191, 155, 159, 248; 455/347, 348, 349, 128, 90, 73, 575; 379/433, 419, 420, 428, 440

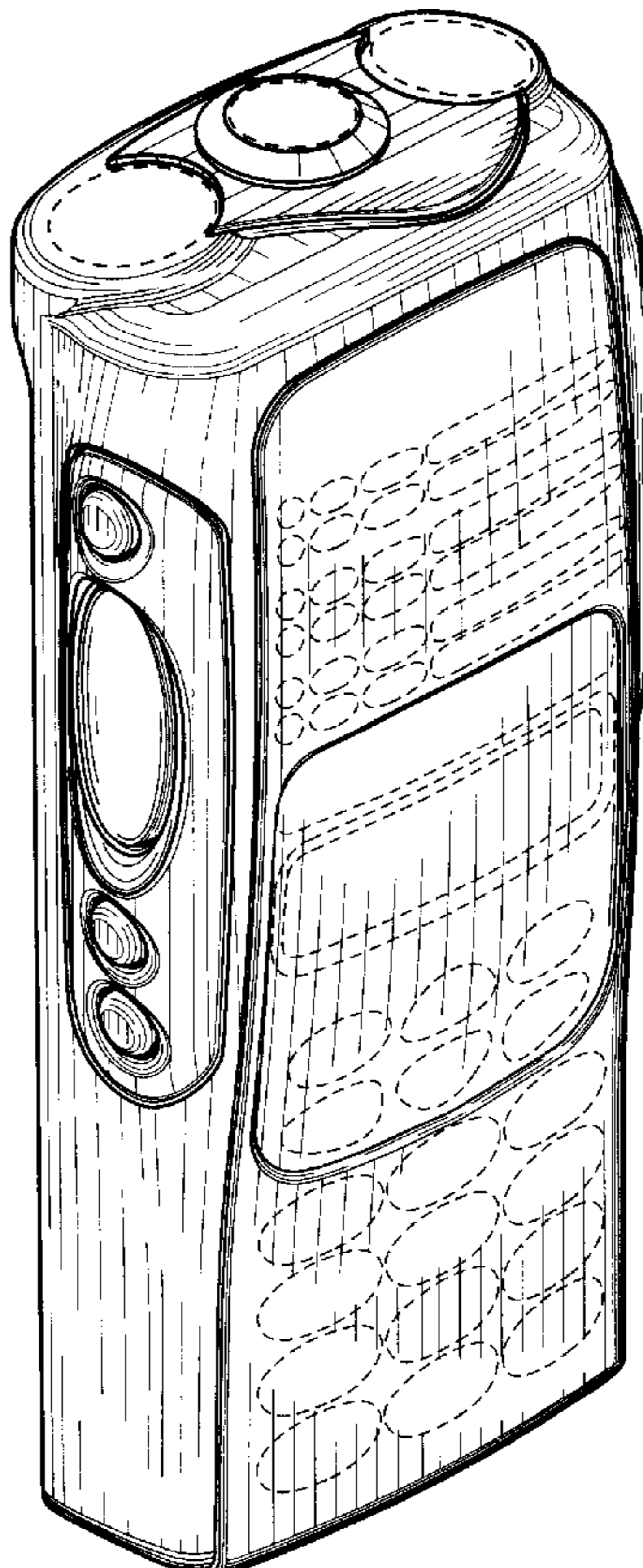
The broken lines shown on the front face of the article are included for the purpose of illustrating environmental elements only and form no part of the claimed design. The broken lines encompassing the three unshaded circular features at the top in FIGS. 1 and 3-5 and the unshaded portions of the rear in FIGS. 6 and 7 define, but are not included in, the boundaries of the claimed design.

[56] **References Cited**

U.S. PATENT DOCUMENTS

D. 288,683	3/1987	Bostler et al.	D14/138 X
D. 302,686	8/1989	Claxton et al.	D14/137
D. 302,687	8/1989	Claxton et al.	D14/191 X
D. 351,383	10/1994	Richards et al.	D14/137
D. 380,749	7/1997	Richards et al.	D14/137
D. 382,869	8/1997	Siddoway et al.	D14/137

1 Claim, 5 Drawing Sheets



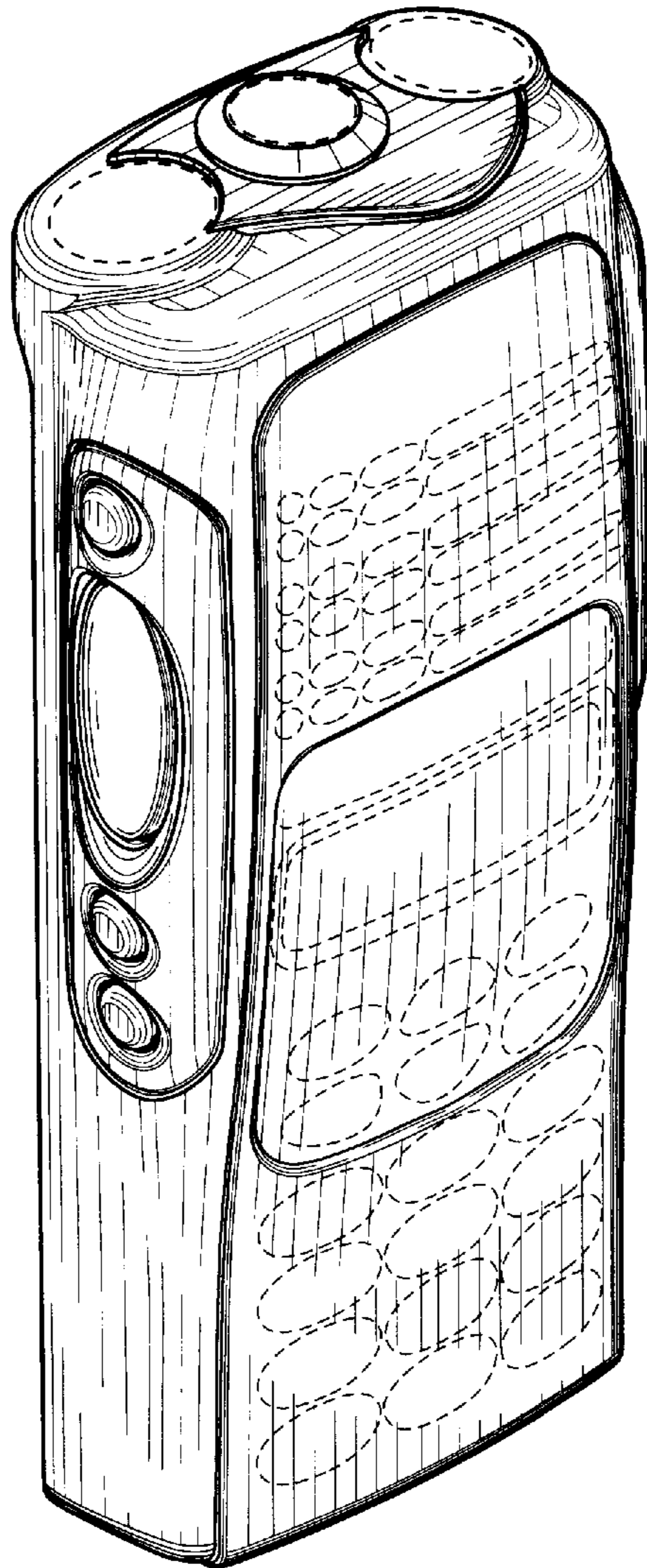


FIG. 1

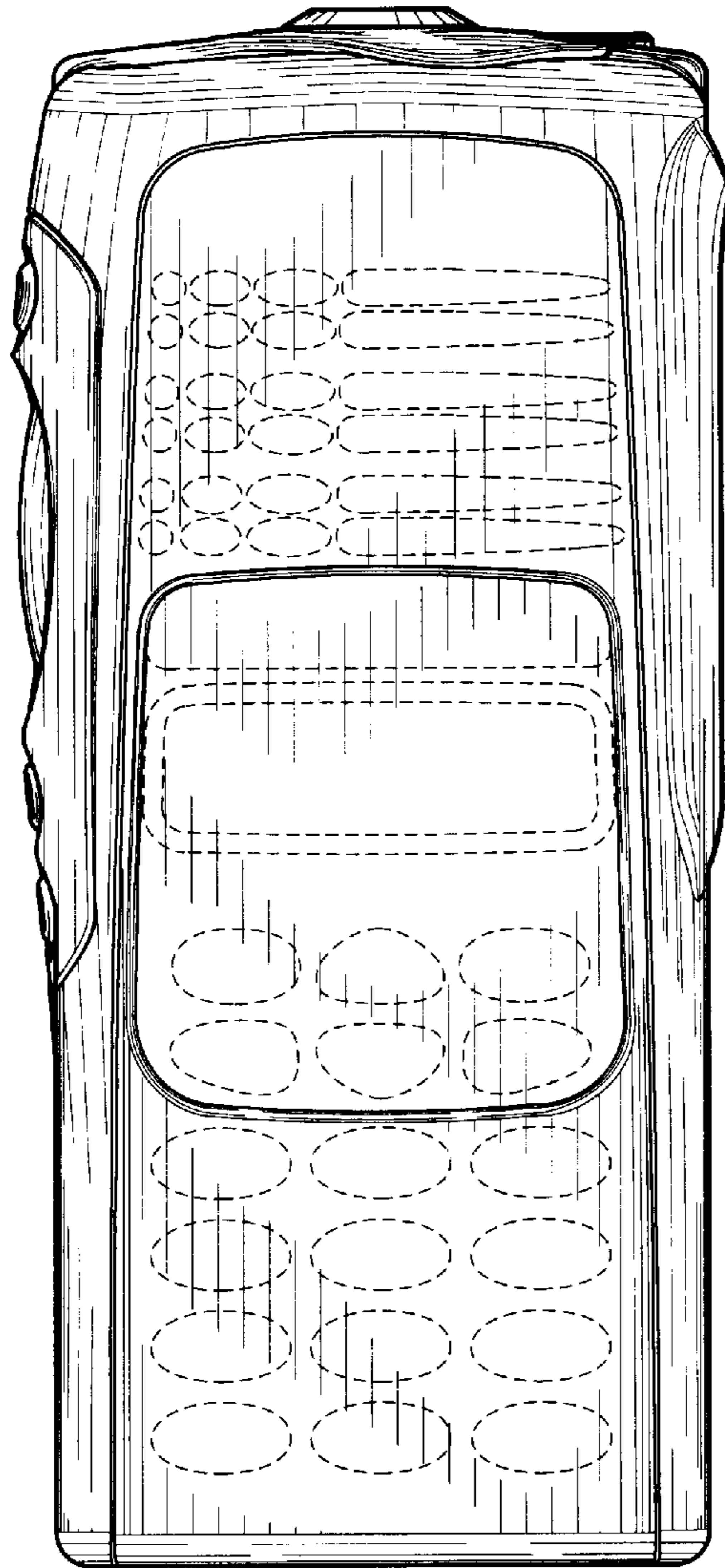


FIG. 2

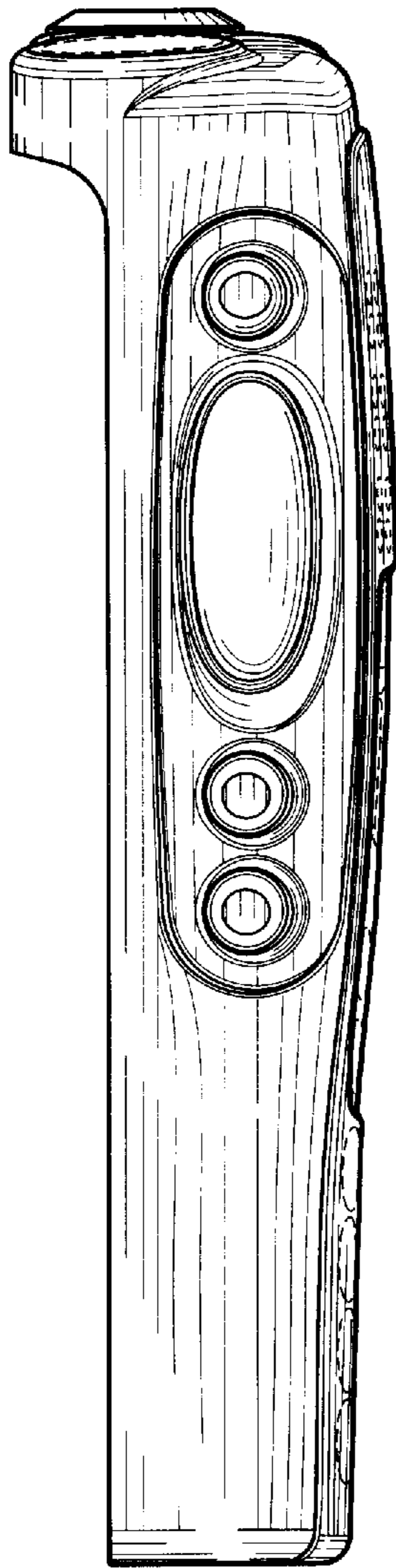


FIG. 3

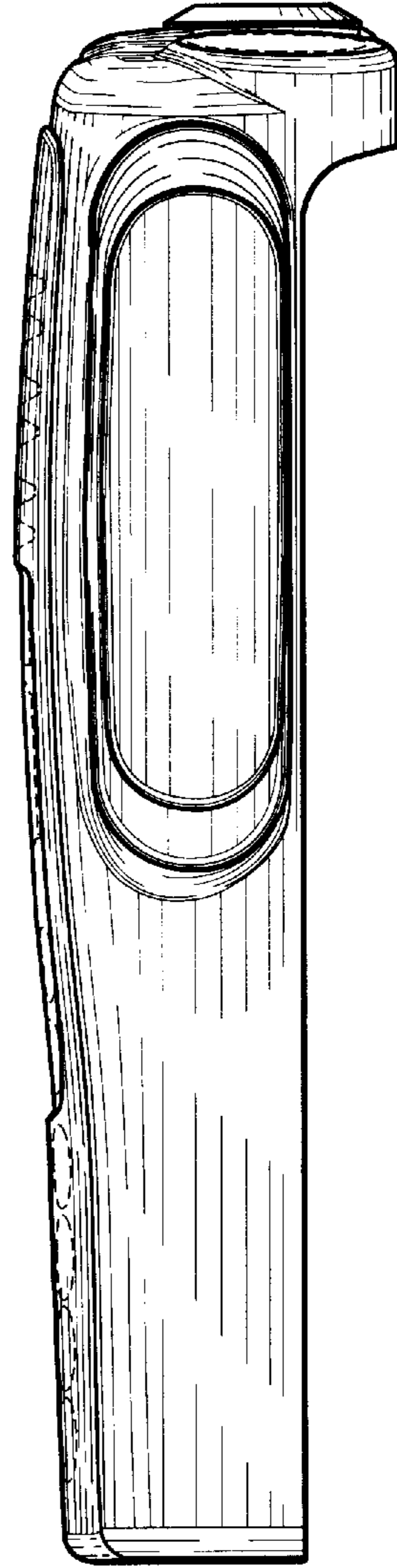


FIG. 4

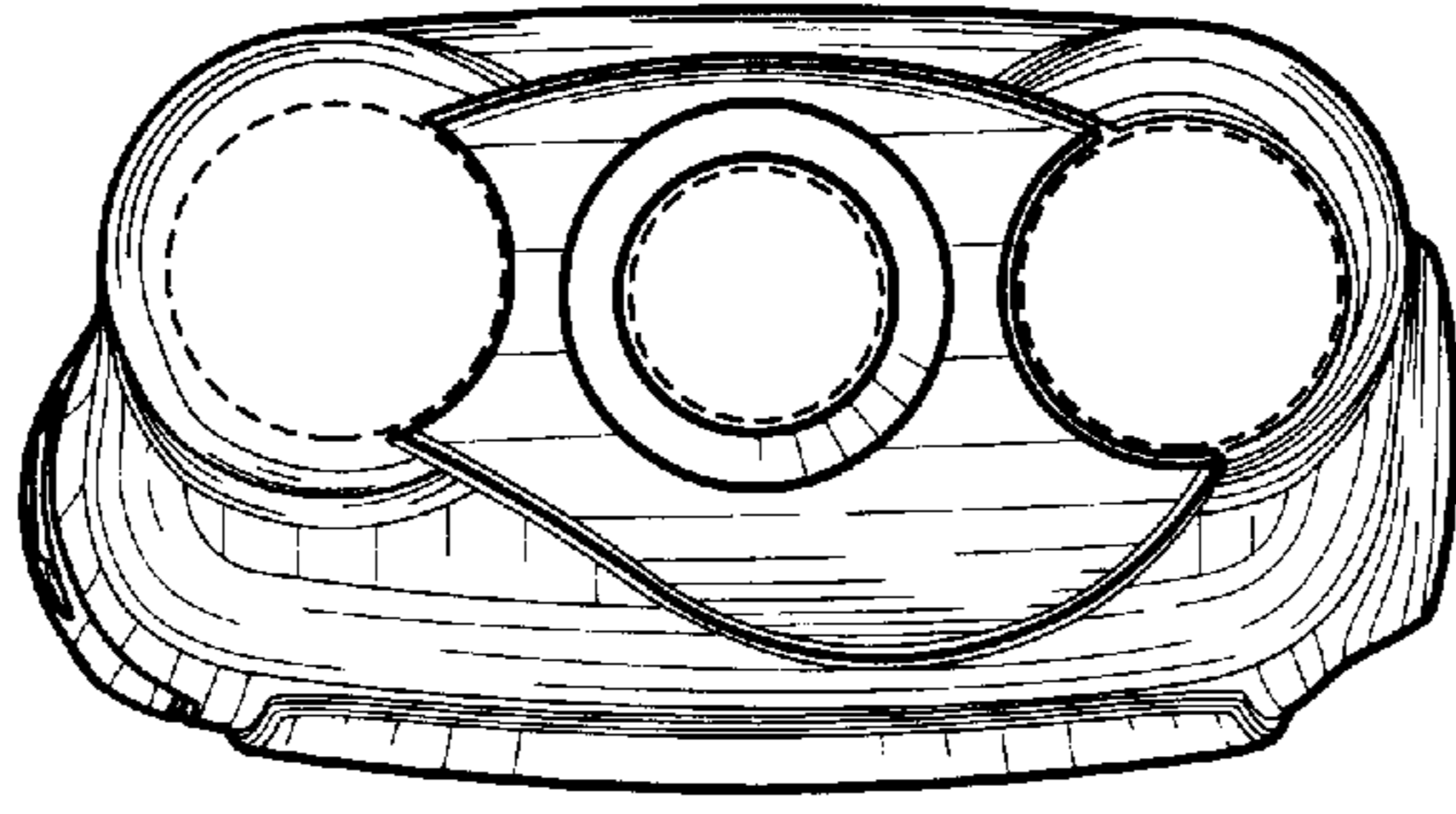


FIG. 5




FIG. 6




FIG. 7