



US00D406789S

# United States Patent [19] Liu

[11] **Patent Number: Des. 406,789**

[45] **Date of Patent: \*\*Mar. 16, 1999**

[54] **DECORATIVE ARTICLE**

D. 386,120 11/1997 Reynolds ..... D11/128 X  
2,812,652 11/1957 Conley ..... 428/3 X

[76] Inventor: **Chin-I Liu**, No. 230-8, Hou Pi Tsuo,  
Hou Pi Village, Jen Te Hsiang, Tainan  
Hsien, Taiwan

*Primary Examiner*—Dominic Simone  
*Attorney, Agent, or Firm*—Rosenberg, Klein & Bilker

[\*\*] Term: **14 Years**

[57] **CLAIM**

[21] Appl. No.: **87,242**

The ornamental design for a decorative article, as shown and described.

[22] Filed: **Apr. 29, 1998**

### DESCRIPTION

[51] **LOC (6) Cl.** ..... **11-05**

[52] **U.S. Cl.** ..... **D11/128; D11/160**

[58] **Field of Search** ..... D11/128, 160;  
D21/626; 428/3

FIG. 1 is a perspective view of a decorative article showing my new design;  
FIG. 2 is a front elevational view thereof;  
FIG. 3 is a rear elevational view thereof;  
FIG. 4 is a left side elevational view thereof;  
FIG. 5 is a right side elevational view thereof;  
FIG. 6 is a top plan view thereof;  
FIG. 7 is a bottom plan view thereof.

### [56] **References Cited**

#### U.S. PATENT DOCUMENTS

- D. 172,695 7/1954 Allen et al. .... D11/128
- D. 219,925 2/1971 Trush ..... D11/128
- D. 304,347 10/1989 Murtagh ..... D11/128


**1 Claim, 4 Drawing Sheets**







F I G . 1



F I G . 2






FIG. 3



FIG. 4





FIG. 5




FIG. 6





F I G . 7