



US00D406785S

**United States Patent** [19]  
**Ruscitti**

[11] **Patent Number: Des. 406,785**

[45] **Date of Patent: \*\*Mar. 16, 1999**

[54] **BRACELET**

[76] Inventor: **Ray S. Ruscitti**, 465 W. Dominion Dr.,  
Apt. # 1504, Wood Dale, Ill. 60191

[\*\*] Term: **14 Years**

[21] Appl. No.: **84,792**

[22] Filed: **Mar. 9, 1998**

[51] **LOC (6) Cl.** ..... **11-01**

[52] **U.S. Cl.** ..... **D11/4**

[58] **Field of Search** ..... D11/3-4, 6, 11-13,  
D11/15, 17-18, 92-93, 37-39; 63/1.1, 2-11,  
15.6

[56] **References Cited**

**U.S. PATENT DOCUMENTS**

D. 206,896	2/1967	Fiely	.....	D11/4
D. 246,768	12/1977	Kelman	.....	D11/4
D. 254,198	2/1980	Hardy	.....	D11/4
D. 309,586	7/1990	Ruscitti	.....	D11/4
D. 335,637	5/1993	Azrielant	.....	D11/4

*Primary Examiner*—Ralf Seifert

*Attorney, Agent, or Firm*—Ray S. Ruscitti

[57] **CLAIM**

The ornamental design for a bracelet, as shown and described.

**DESCRIPTION**

FIG. 1 is a perspective view of a bracelet showing my new design;

FIG. 2 is a front view thereof; The back view is the same as the front view;

FIG. 3 is a right side view thereof; The left side is the same as the right side view;

FIG. 4 is a top plan view thereof;

FIG. 5 is a bottom view thereof;

FIG. 6 is a perspective view of a bracelet showing a second embodiment of my new design;

FIG. 7 is a front elevational view of FIG. 6, the backside view being the same;

FIG. 8 is a right side elevational view of FIG. 6, the left side view being the same;

FIG. 9 is a top plan view of FIG. 6; and,

FIG. 10 is a bottom plan view of FIG. 6.

**1 Claim, 2 Drawing Sheets**

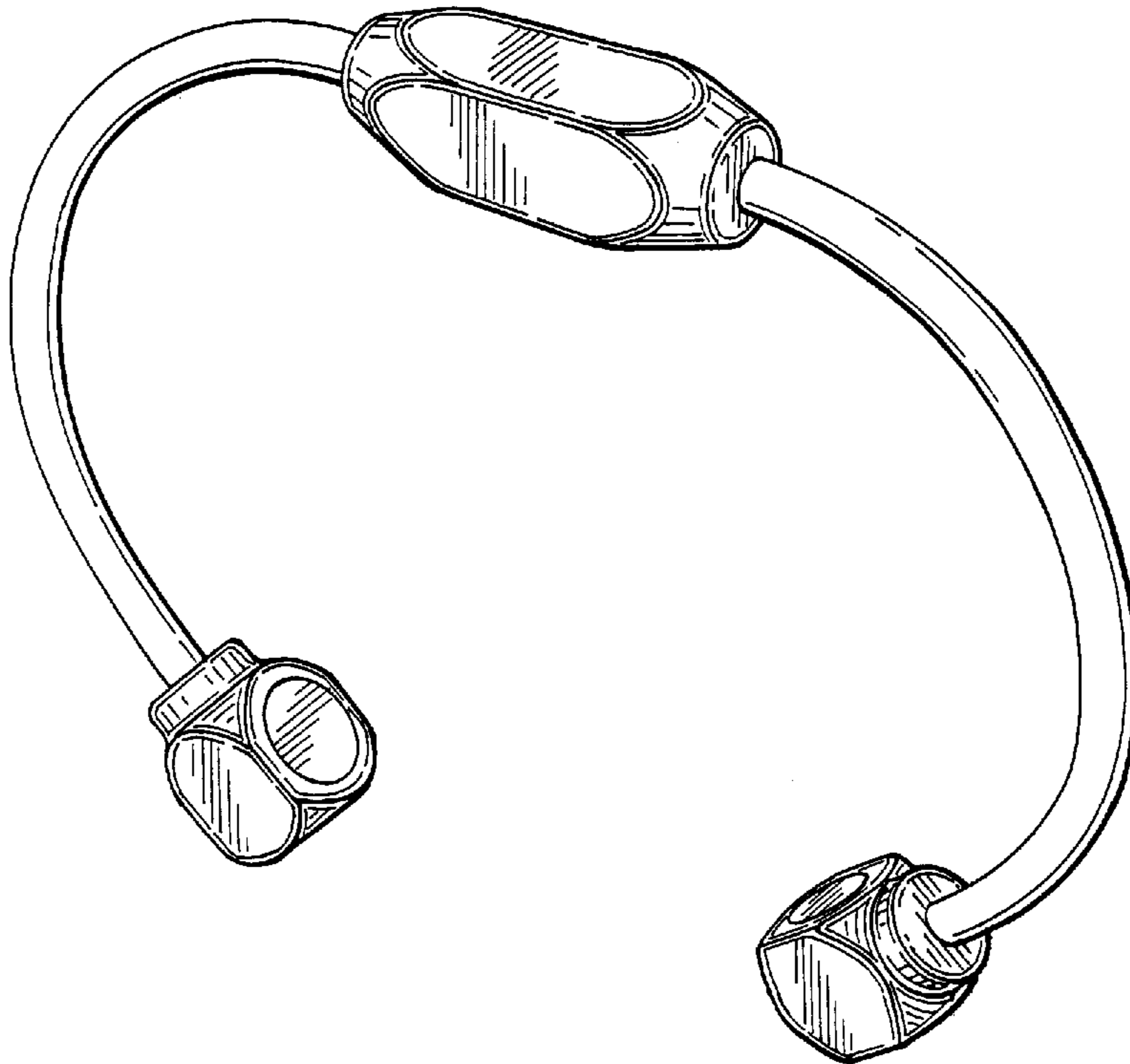


FIG.1

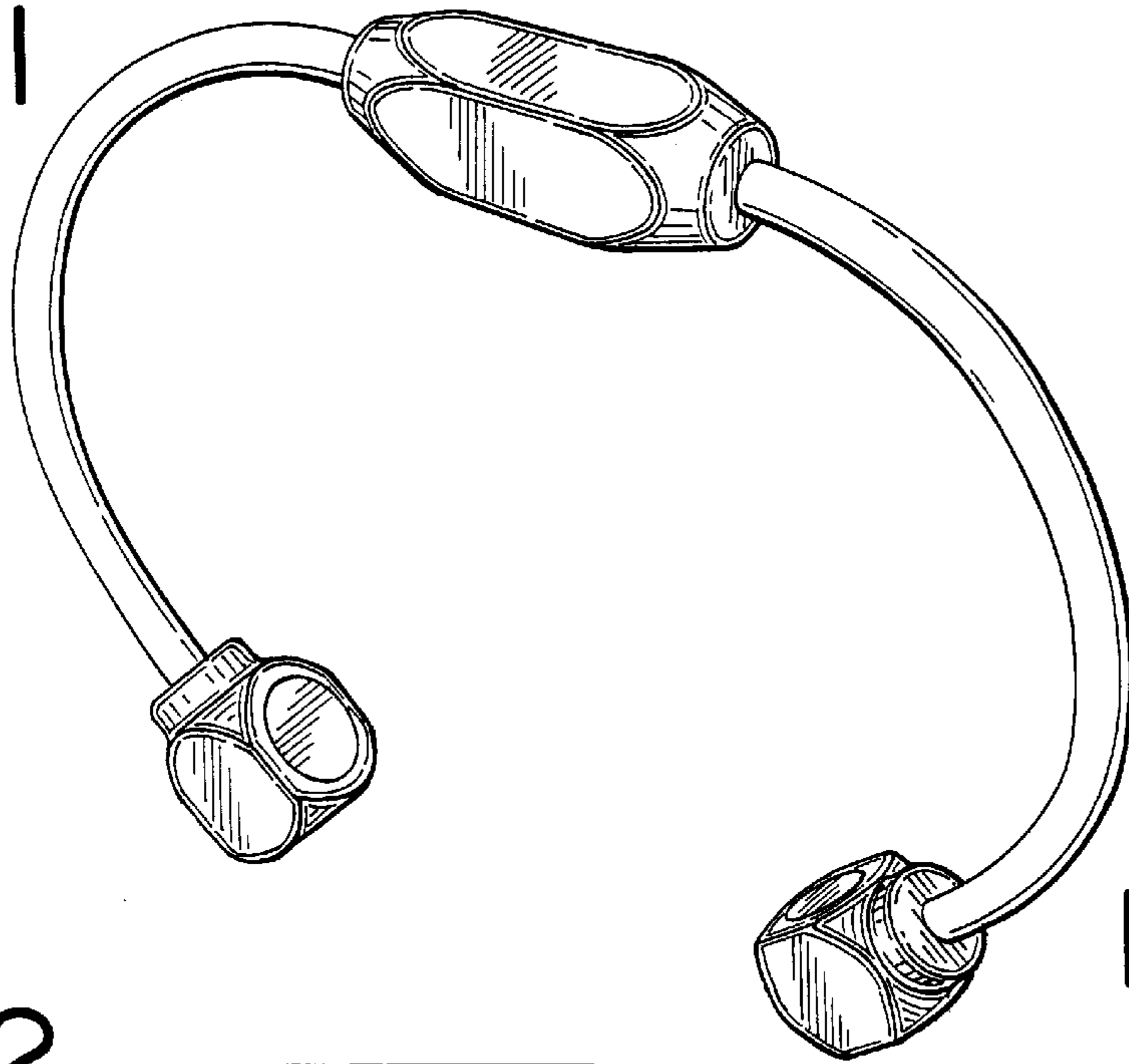


FIG.2

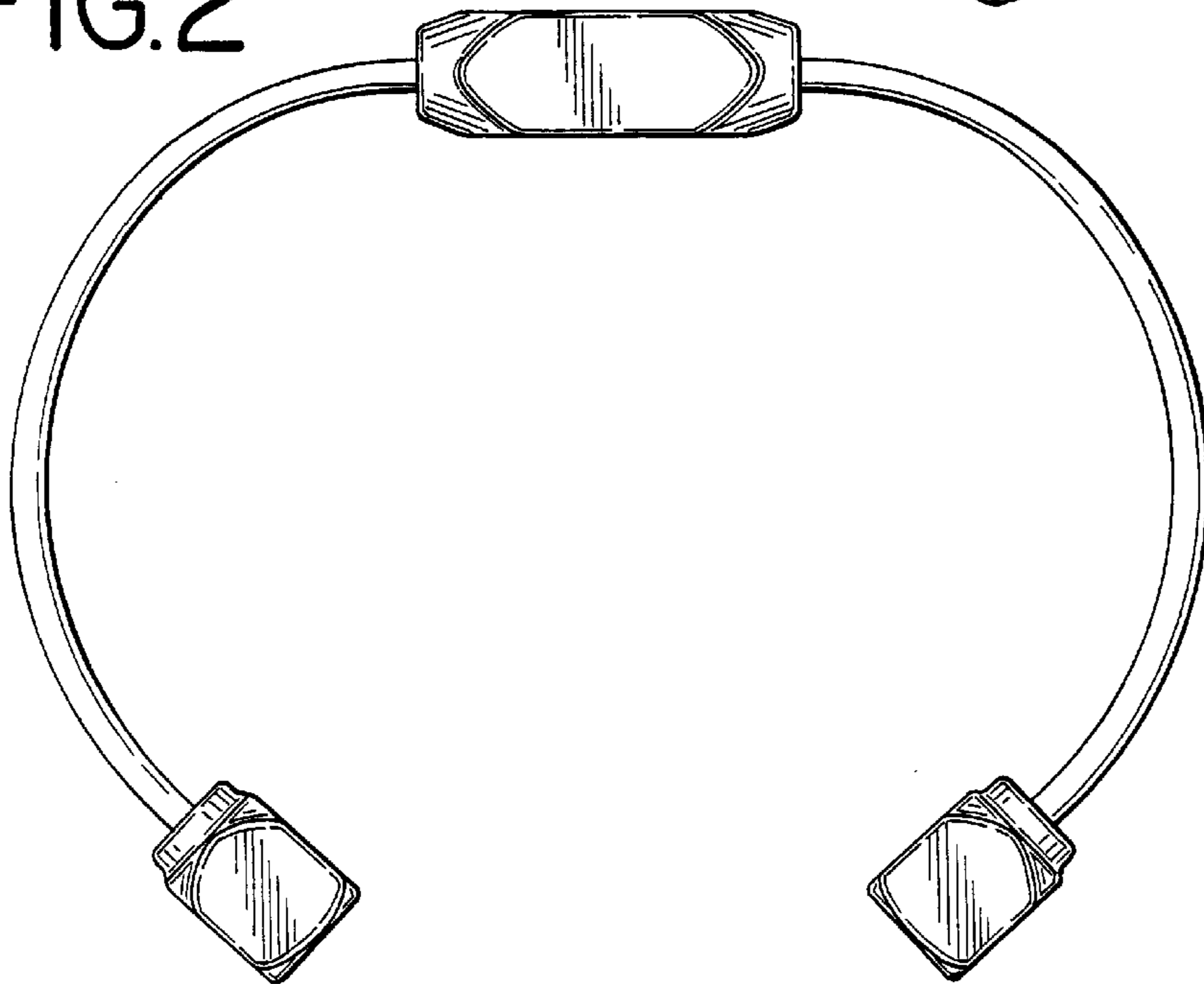


FIG.3

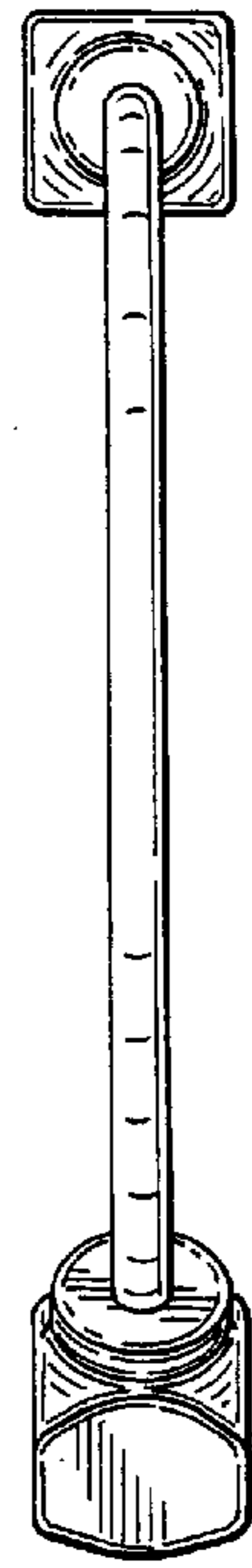


FIG.4

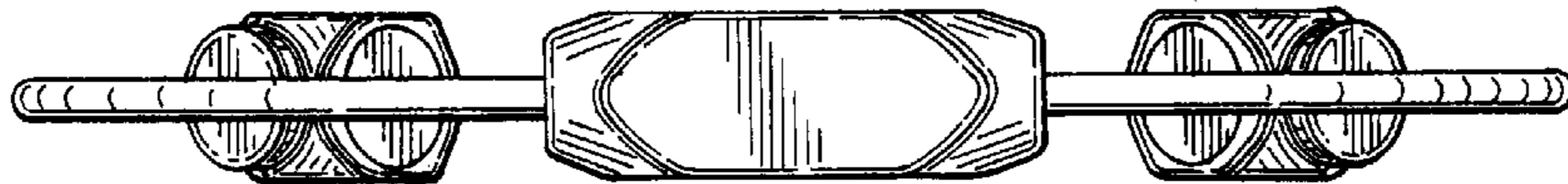


FIG.5

