

US00D406784S

United States Patent [19]
Thompson

[11] **Patent Number: Des. 406,784**

[45] **Date of Patent: **Mar. 16, 1999**

[54] **IDENTIFICATION BRACELET**

[76] Inventor: **Ernest T. Thompson**, 7200 Lillian Hwy., Apt. 614, Pensacola, Fla. 32506

[**] Term: **14 Years**

[21] Appl. No.: **86,107**

[22] Filed: **Apr. 6, 1998**

[51] **LOC (6) Cl. 11-01**

[52] **U.S. Cl. D11/3**

[58] **Field of Search D11/1-7, 30; 368/281, 368/282; 63/1.1, 2, 3, 4**

[56] **References Cited**

U.S. PATENT DOCUMENTS

D. 295,968	5/1988	Anderson	D11/30
D. 300,519	4/1989	Crane	D11/4
D. 368,231	3/1996	McFadden	D11/4
D. 382,223	8/1997	Harrison .	
3,660,915	5/1972	Davis .	

4,377,047	3/1983	Adams, Jr. et al. .
4,984,683	1/1991	Eller .
5,649,381	7/1997	Studer .

Primary Examiner—Ralf Seifert
Attorney, Agent, or Firm—Chase & Yakimo, L.C.


[57] **CLAIM**

The ornamental design for an identification bracelet, as shown and described in FIGS. 1-7.

DESCRIPTION

FIG. 1 is a front perspective view of the device showing my new design;
FIG. 2 is a front view of the device shown in FIG. 1;
FIG. 3 is a rear view of the device shown in FIG. 1;
FIG. 4 is a right side view of the device shown in FIG. 1;
FIG. 5 is a left side view of the device shown in FIG. 1;
FIG. 6 is a top view of the device shown in FIG. 1; and,
FIG. 7 is a bottom view of the device shown in FIG. 1.

1 Claim, 5 Drawing Sheets






FIG. 1




FIG. 2

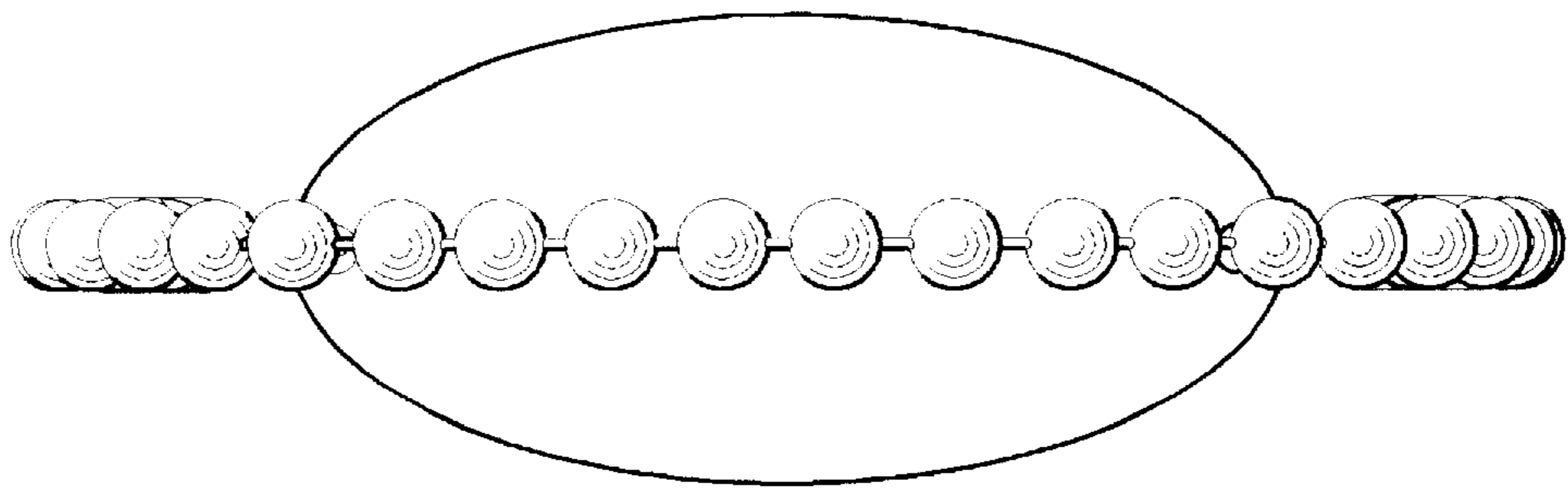


FIG. 3

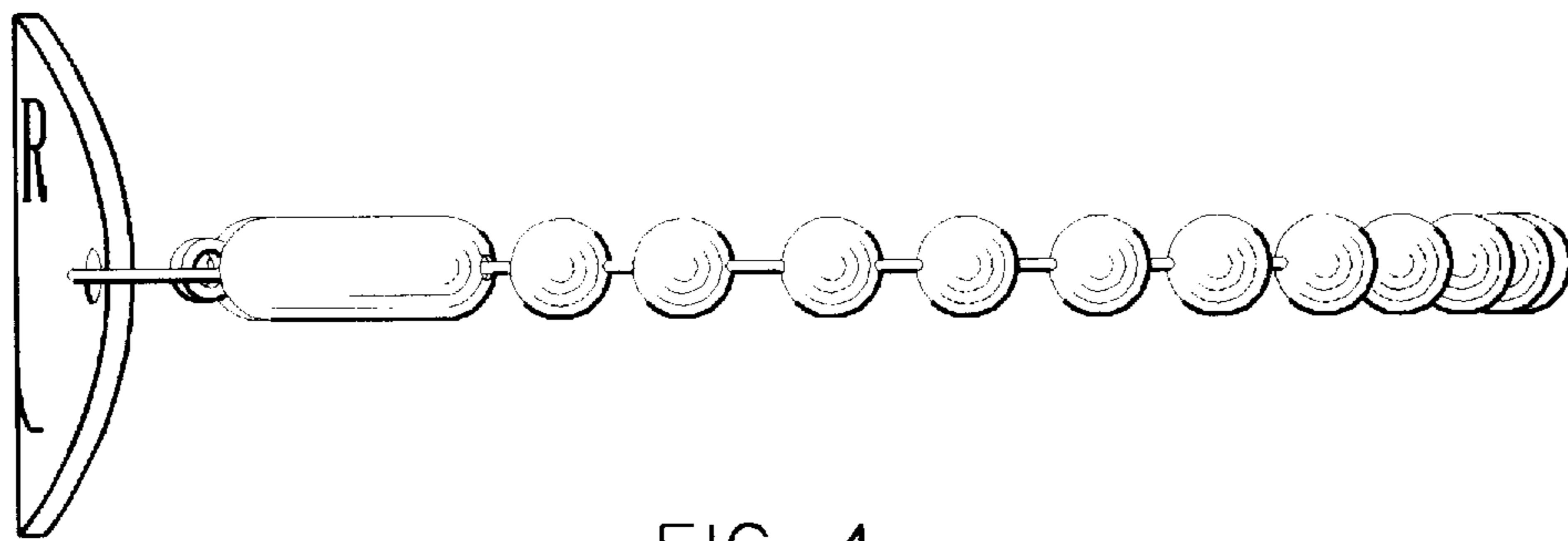


FIG. 4

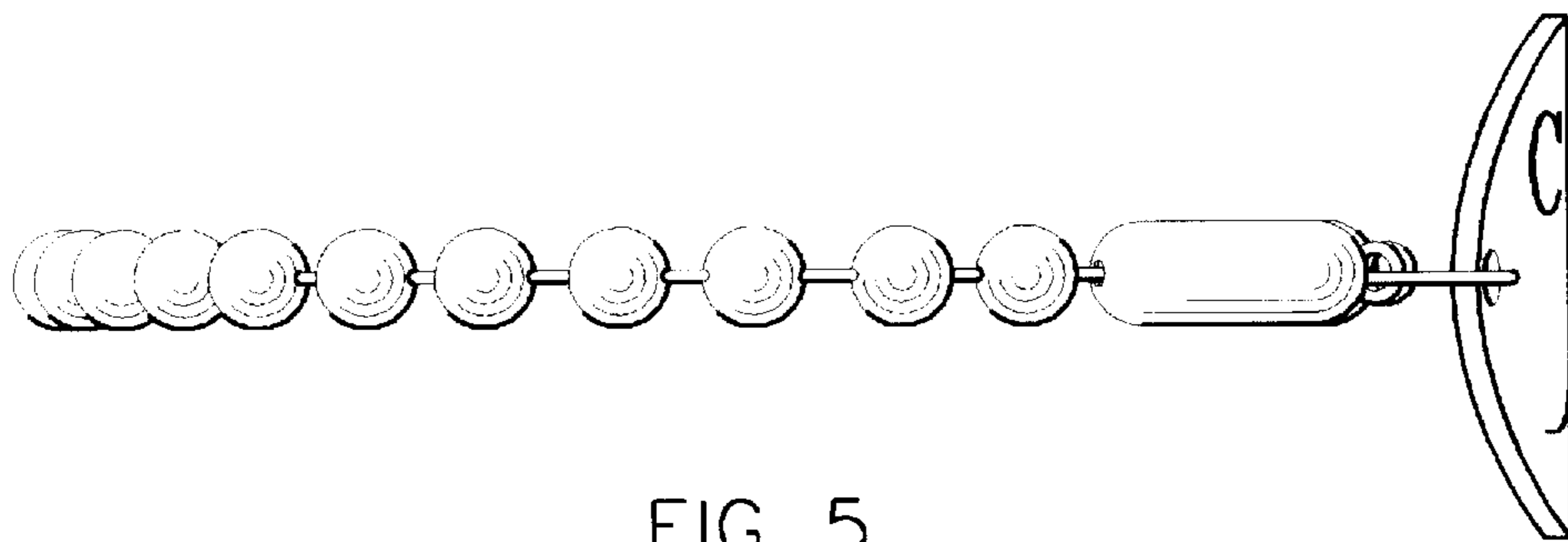


FIG. 5

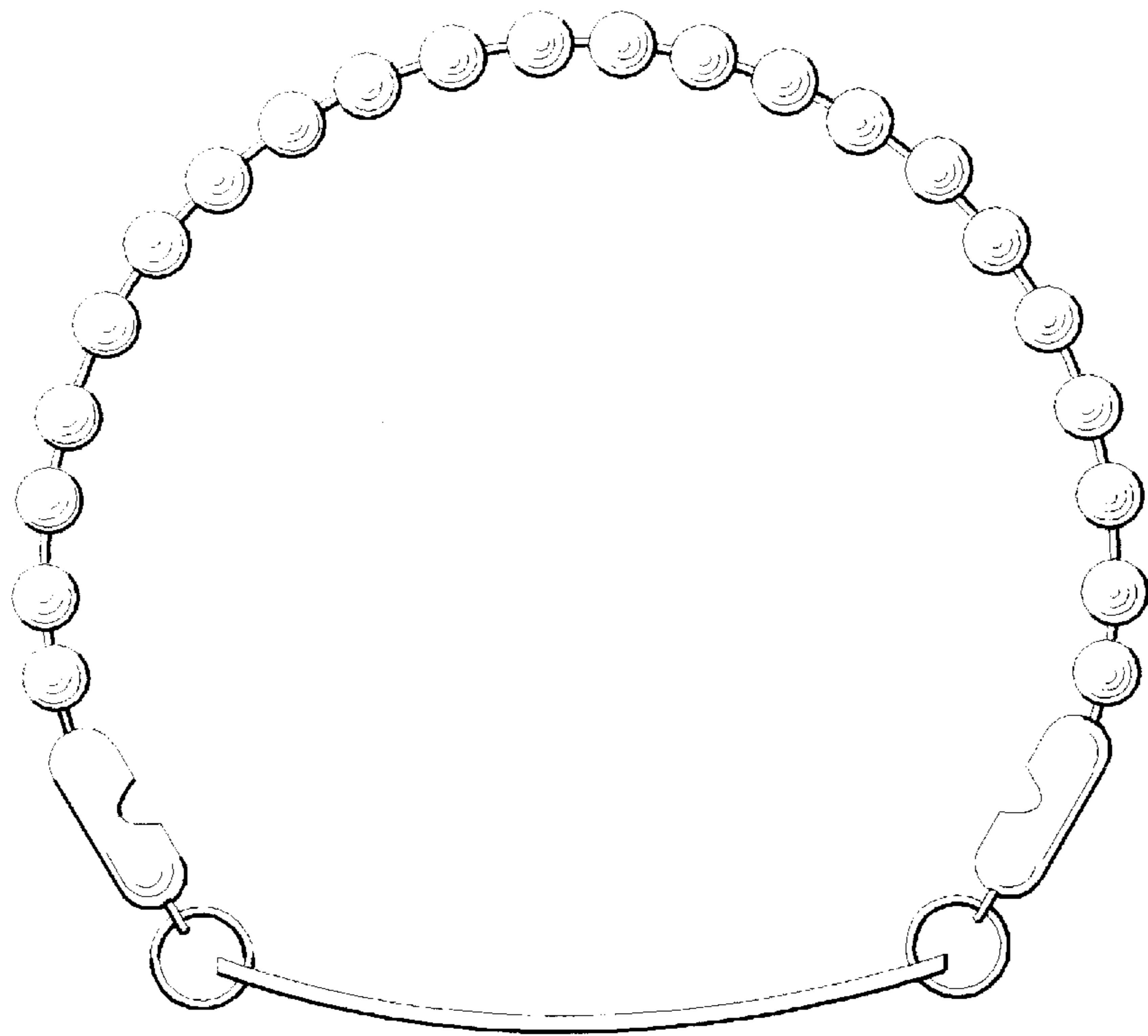


FIG. 6



FIG. 7