



US00D406783S

United States Patent [19]
Giardiello

[11] **Patent Number: Des. 406,783**

[45] **Date of Patent: **Mar. 16, 1999**

[54] **WATCH BEZEL**

D. 390,124 2/1998 Krauss D10/30
D. 391,501 3/1998 Giardiello D10/39

[75] Inventor: **Barbara Giardiello**, Naples, Italy

[73] Assignee: **Artime SA**, Neuchatel, Switzerland

[**] Term: **14 Years**

Primary Examiner—Nelson C. Holtje
Attorney, Agent, or Firm—Sughrue, Mion, Zinn, Macpeak & Seas, PLLC

[21] Appl. No.: **85,797**

[57] **CLAIM**

The ornamental design for a watch bezel, as shown.

[22] Filed: **Mar. 31, 1998**

DESCRIPTION

[51] **LOC (6) Cl.** **10-03**

[52] **U.S. Cl.** **D10/128**

[58] **Field of Search** D10/1-40, 122-132;
368/276-277, 285, 316-317, 294-295

FIG. 1 is a top plan view of a watch bezel showing my new design;
FIG. 2 is a bottom plan view thereof;
FIG. 3 is a perspective view thereof;
FIG. 4 is a side elevational view thereof;
FIG. 5 is a side elevational view of an opposite side thereof;
FIG. 6 is an end elevational view of one end thereof; and,
FIG. 7 is an end elevational view of an opposite end thereof.

[56] **References Cited**

U.S. PATENT DOCUMENTS

D. 386,698 11/1997 Giardiello D10/39
D. 388,704 12/1992 Oba D10/39
D. 389,768 1/1998 Krauss D10/128

1 Claim, 1 Drawing Sheet




FIG. 1




FIG. 2




FIG. 3




FIG. 4




FIG. 5




FIG. 6



FIG. 7

