



US00D406764S

United States Patent [19]

[11] **Patent Number: Des. 406,764**

Bright et al.

[45] **Date of Patent: ***Mar. 16, 1999**

[54] **TENNIS BALL CONTAINER**

[76] Inventors: **Stephen A. Bright**, 852 Scholz Dr.,
Vandalia, Ohio 45377; **Linton H. Erdmann**, 102 Nantucket Landing,
Dayton, Ohio 45458

[*] Notice: The portion of the term of this patent subsequent to Dec. 30, 2011, has been disclaimed.

[**] Term: **14 Years**

[21] Appl. No.: **76,871**

[22] Filed: **Sep. 23, 1997**

D. 240,711	7/1976	Angleman	D9/503
D. 257,227	10/1980	Youngberg	D9/418
D. 365,020	12/1995	Dinand	D9/503 X
D. 388,329	12/1997	Bright et al.	D9/503
2,670,868	3/1954	Stover et al.	D9/503
3,581,881	6/1971	Hobbs	206/315.9
4,393,974	7/1983	Levesque	220/4.26
4,491,221	1/1985	Lange	206/315.9

Primary Examiner—Lucy Lieberman
Attorney, Agent, or Firm—Jacox, Meckstroth & Jenkins

[57] CLAIM

The ornamental design for a tennis ball container, as shown and described.

Related U.S. Application Data

[62] Division of Ser. No. 57,838, Aug. 1, 1996, Pat. No. Des. 387,662.

[51] **LOC (6) Cl.** **09-03**

[52] **U.S. Cl.** **D9/503; D9/520**

[58] **Field of Search** D9/500, 503, 520,
D9/504, 501, 517, 521, 414, 424, 428,
454; D24/121, 224; D3/257; 206/315.1,
315.9; 224/919; 220/606, 608, 609

DESCRIPTION

FIG. 1 is a perspective view of a tennis ball container showing our new design;

FIG. 2 is a front elevation of the tennis ball container, the rear and side elevations being the same;

FIG. 3 is a top view thereof; and,

FIG. 4 is a bottom view thereof.

The broken lines in FIG. 1 showing tennis balls are for illustrative purpose only and form no part of the claimed design;

[56] References Cited

U.S. PATENT DOCUMENTS

D. 231,616 5/1974 Hildebrant et al. D24/224

1 Claim, 1 Drawing Sheet

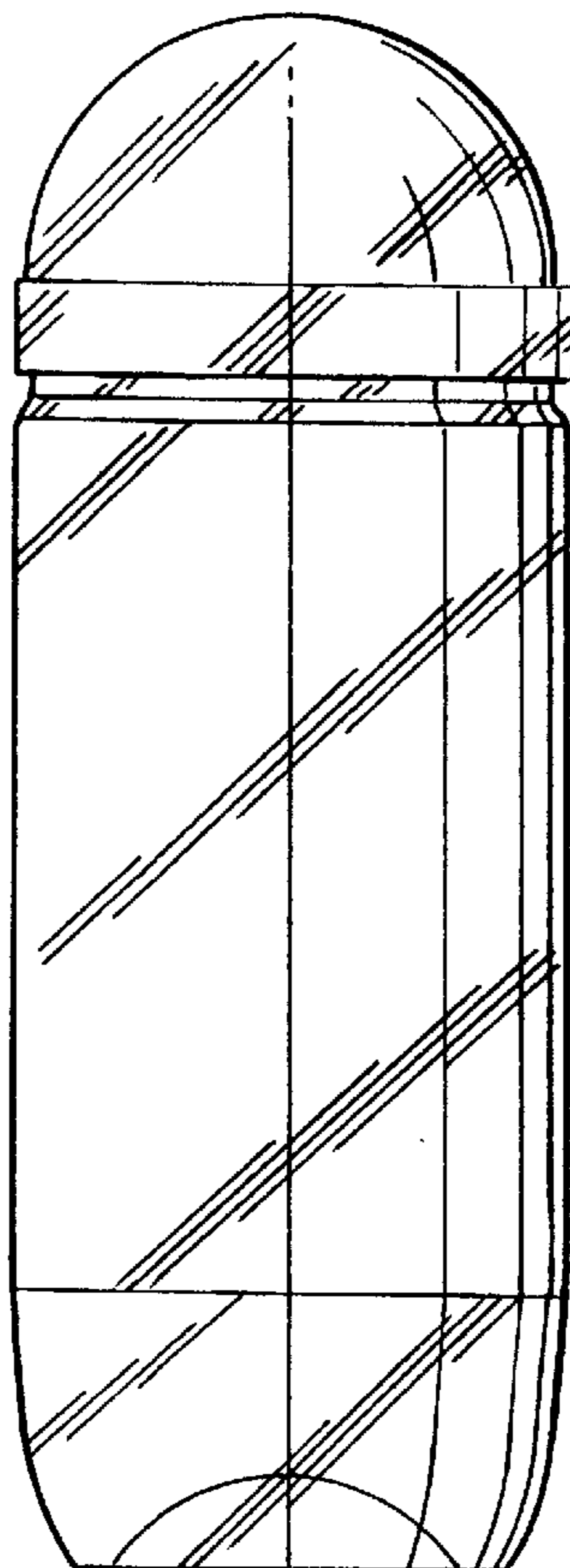


FIG-1

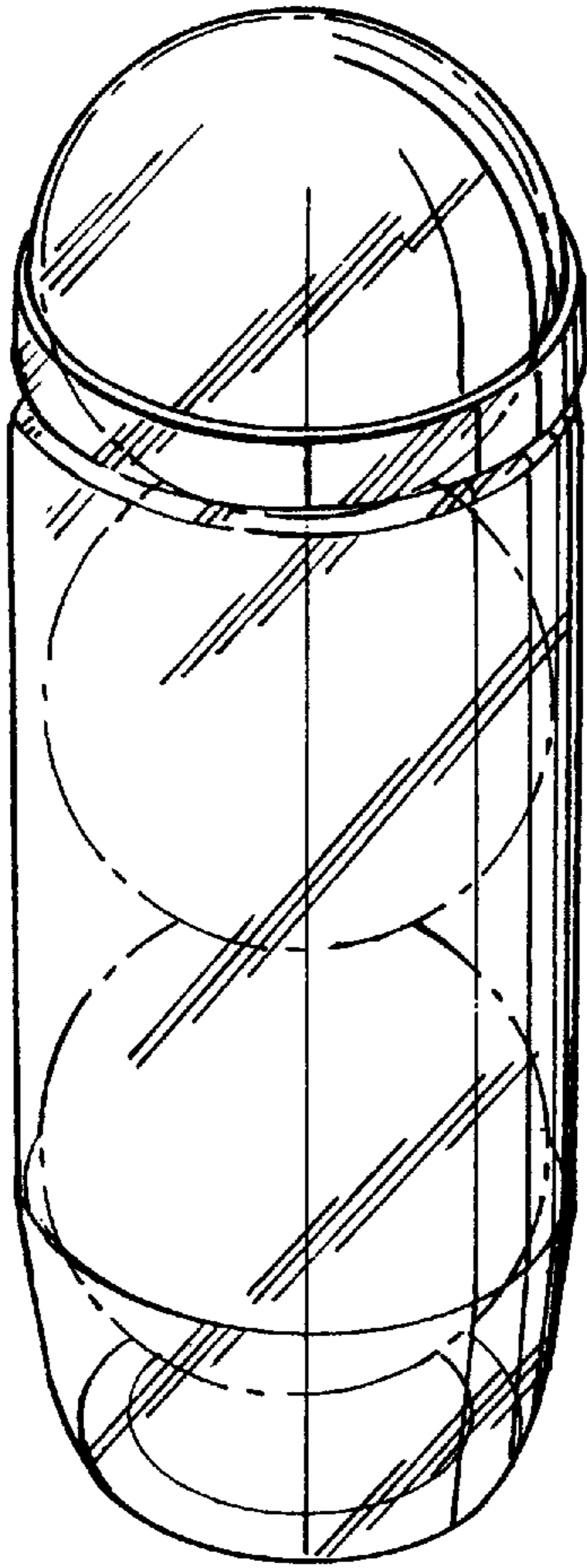


FIG-2

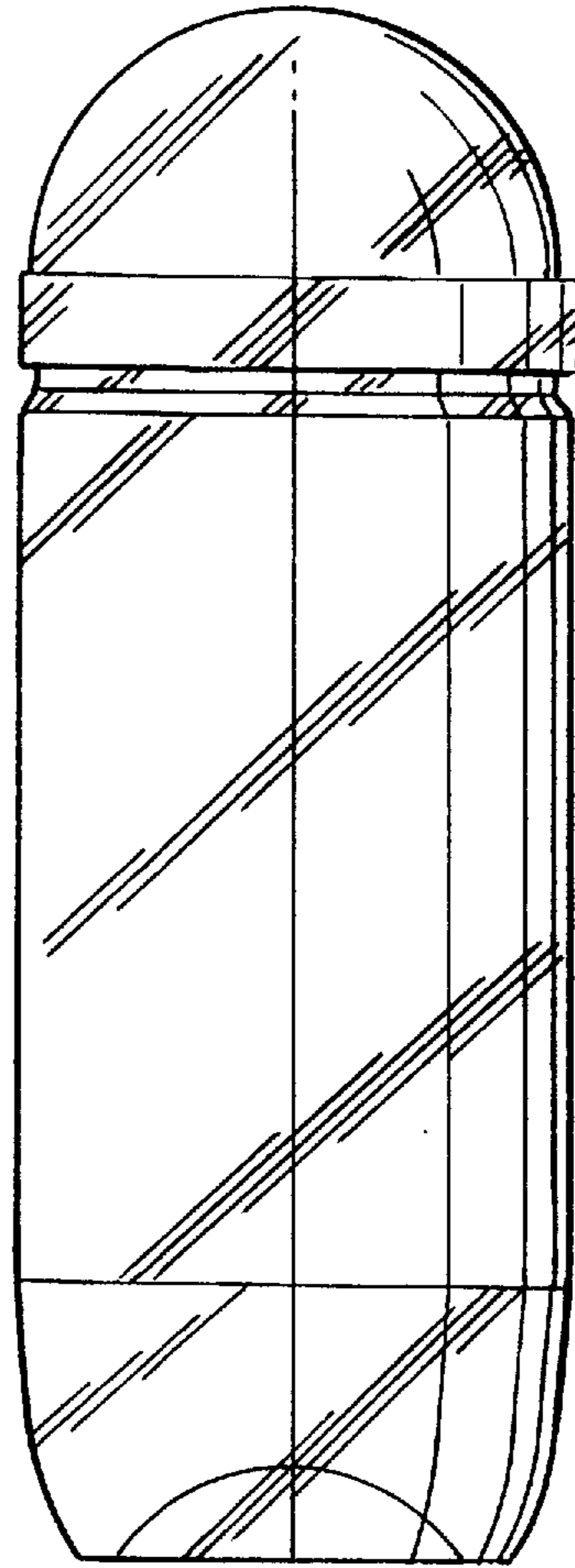


FIG-3




FIG-4

