



US00D406761S

United States Patent [19] Garcia

[11] **Patent Number: Des. 406,761**

[45] **Date of Patent: **Mar. 16, 1999**

[54] **SHOULDER RING FOR PUSH BUTTON DISPENSERS**

[75] Inventor: **Firmin Garcia**, Evreux, France

[73] Assignee: **Societe Valois**, Le Neubourg, France

[**] Term: **14 Years**

[21] Appl. No.: **71,596**

[22] Filed: **Jun. 3, 1997**

[51] **LOC (6) Cl.** **09-07**

[52] **U.S. Cl.** **D9/434; D9/448**

[58] **Field of Search** D9/434, 435, 447,
D9/448, 449, 300; 222/321.1, 321.7, 321.9,
383.1-383.3

[56] **References Cited**

U.S. PATENT DOCUMENTS

| | | | | |
|------------|---------|---------------|-------|--------|
| D. 212,351 | 10/1968 | Strobe | | D9/300 |
| D. 219,124 | 11/1970 | Gort | | D9/300 |
| D. 254,838 | 4/1980 | Agnone et al. | | D9/300 |
| D. 314,688 | 2/1991 | Guillerm | | D9/448 |
| D. 324,171 | 2/1992 | Morane | | D9/300 |
| D. 333,425 | 2/1993 | Boussiquet | | D9/300 |
| D. 368,023 | 3/1996 | Leung | | D9/300 |

| | | | | |
|------------|--------|----------------|-------|----------|
| D. 372,859 | 8/1996 | Lathrop et al. | | D9/300 |
| D. 378,801 | 4/1997 | Blanche | | D9/300 X |
| D. 389,060 | 1/1998 | De LaForcade | | D9/448 |
| D. 390,117 | 2/1998 | Kan et al. | | D9/300 X |

Primary Examiner—James Gandy
Assistant Examiner—Cathron B. Matta
Attorney, Agent, or Firm—Young & Thompson

[57] **CLAIM**

The ornamental design for a shoulder ring for push button dispensers, as shown and described.

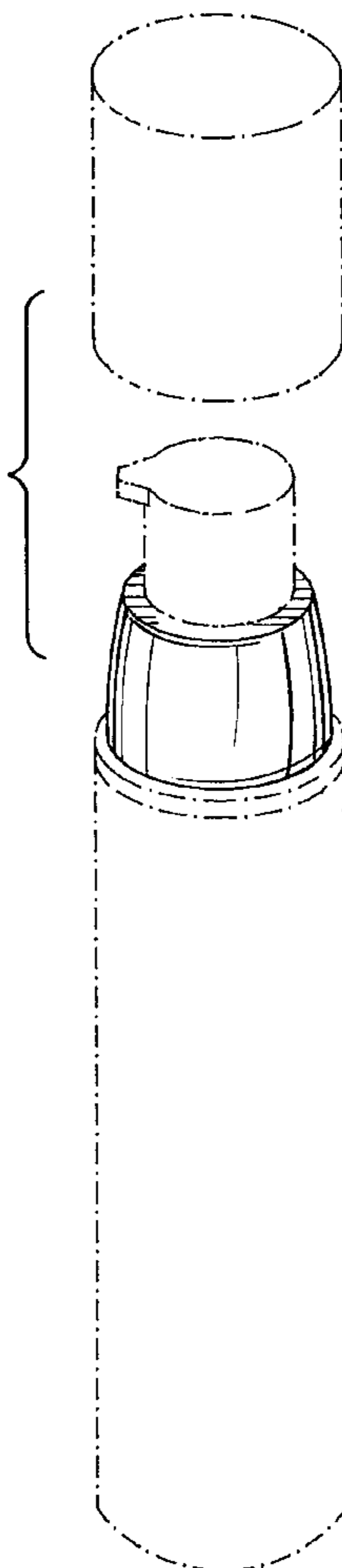
DESCRIPTION

FIG. 1 is a perspective view of a shoulder ring for push button dispensers, showing my new design; and, FIG. 2 is a perspective view of a shoulder ring for push button dispensers, showing a second embodiment of my new design.

The shoulder ring of the present invention is a figure of revolution and so all sides thereof have the same appearance. The bottom of the shoulder ring is not seen in use but is secured to a subjacent container and so its appearance is neither disclosed nor claimed.

The broken line showing of a container is for illustrative purposes only and forms no part of the claimed design.

1 Claim, 1 Drawing Sheet






FIG. 1




FIG. 2