



US00D406758S

United States Patent [19]

[11] Patent Number: Des. 406,758

Bright et al.

[45] Date of Patent: ***Mar. 16, 1999

[54] **TENNIS BALL CONTAINER**

[76] Inventors: **Stephen A. Bright**, 852 Scholz Dr., Vandalia, Ohio 45377; **Linton H. Erdmann**, 102 Nantucket Landing, Dayton, Ohio 45458

[*] Notice: The portion of the term of this patent subsequent to Sep. 23, 2011, has been disclaimed.

[**] Term: **14 Years**

[21] Appl. No.: **76,872**

[22] Filed: **Sep. 23, 1997**

Related U.S. Application Data

[63] Continuation-in-part of Ser. No. 57,838, Aug. 1, 1996, Pat. No. Des. 387,662.

[51] **LOC (6) Cl.** **09-03**

[52] **U.S. Cl.** **D9/428; D9/414; D9/503; D9/520**

[58] **Field of Search** D9/500, 503, 520, D9/504, 501, 517, 521, 414, 424, 428, 454, 453, 439; D24/121, 224; D3/257; 206/315.1, 315.9; 224/919; 220/606, 608, 609; 215/382, 375; D7/523

[56] **References Cited**

U.S. PATENT DOCUMENTS

- D. 221,978 9/1971 Daenen .
- D. 240,019 5/1976 Taylor D7/523
- D. 240,711 7/1976 Angleman .
- D. 252,612 8/1979 Mull D9/520
- D. 257,227 10/1980 Youngberg .
- D. 262,438 12/1981 Sears et al. .
- D. 264,307 5/1982 Capelouto .

- D. 267,629 1/1983 Hasegawa et al. .
- D. 280,076 8/1985 Haag, Sr. D9/500
- D. 287,570 1/1987 Olsen .
- D. 327,845 7/1992 Behm et al. .
- D. 340,618 10/1993 Zimmerman .
- D. 375,406 11/1996 Smith .
- D. 387,664 12/1997 Bright et al. D9/520 X
- 2,670,868 3/1954 Stover et al. .
- 2,971,671 2/1961 Shakman D9/503
- 3,233,727 2/1966 Wilson D9/558
- 3,281,013 10/1966 Motard .
- 3,301,464 1/1967 Amberg D9/454
- 3,424,343 1/1969 Hoeffelman D9/454
- 3,973,693 8/1976 Brocklehurst 220/608
- 4,020,948 5/1977 Won .
- 4,124,117 11/1978 Rudy .
- 4,491,221 1/1985 Lange .
- 5,311,988 5/1994 Bronson .
- 5,657,895 8/1997 Rogge 220/608

Primary Examiner—Lucy Lieberman
Attorney, Agent, or Firm—Jacox, Meckstroth & Jenkins

[57] **CLAIM**

The ornamental design for a tennis ball container, as shown and described.

DESCRIPTION

FIG. 1 is a perspective view of a tennis ball container showing our new design;
 FIG. 2 is a side elevation view thereof, the three repeating sides of the tennis ball container being the same in appearance;
 FIG. 3 is another side elevation thereof;
 FIG. 4 is a top plan view thereof; and,
 FIG. 5 is a bottom view thereof.
 The broken lines in FIG. 1 showing tennis balls are for illustrative purpose only and form no part of the claimed design.

1 Claim, 1 Drawing Sheet

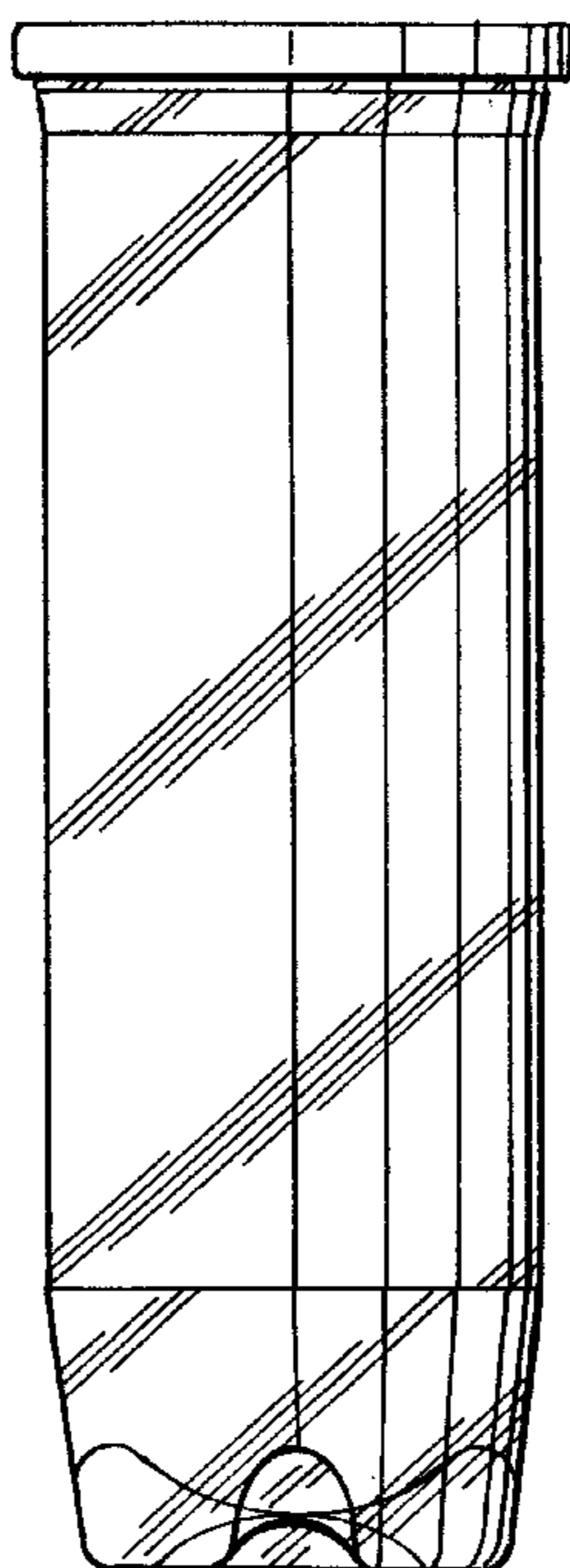


FIG-1

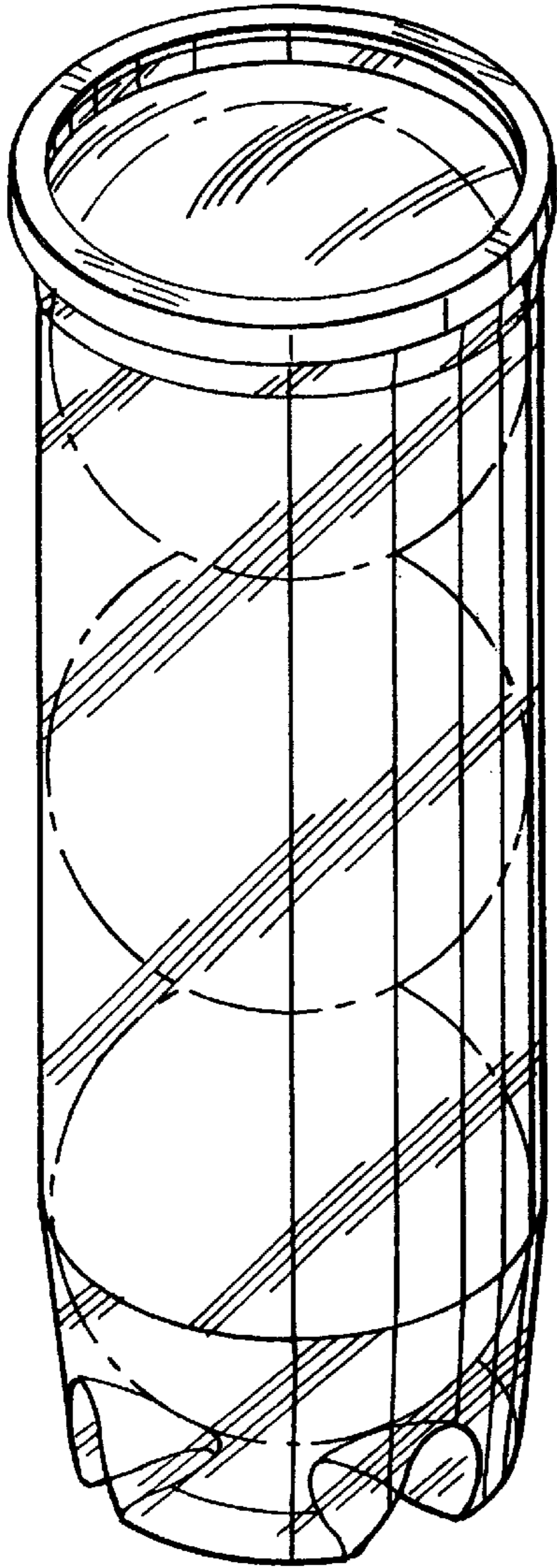


FIG-2

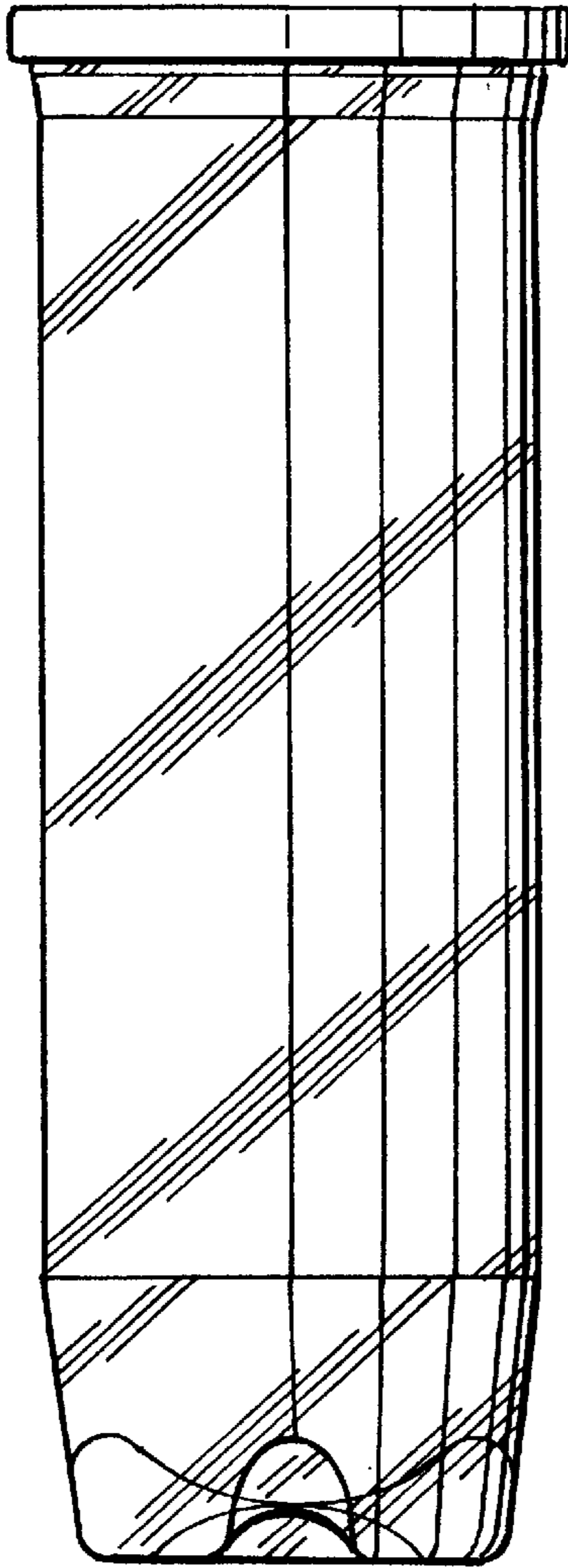


FIG-3

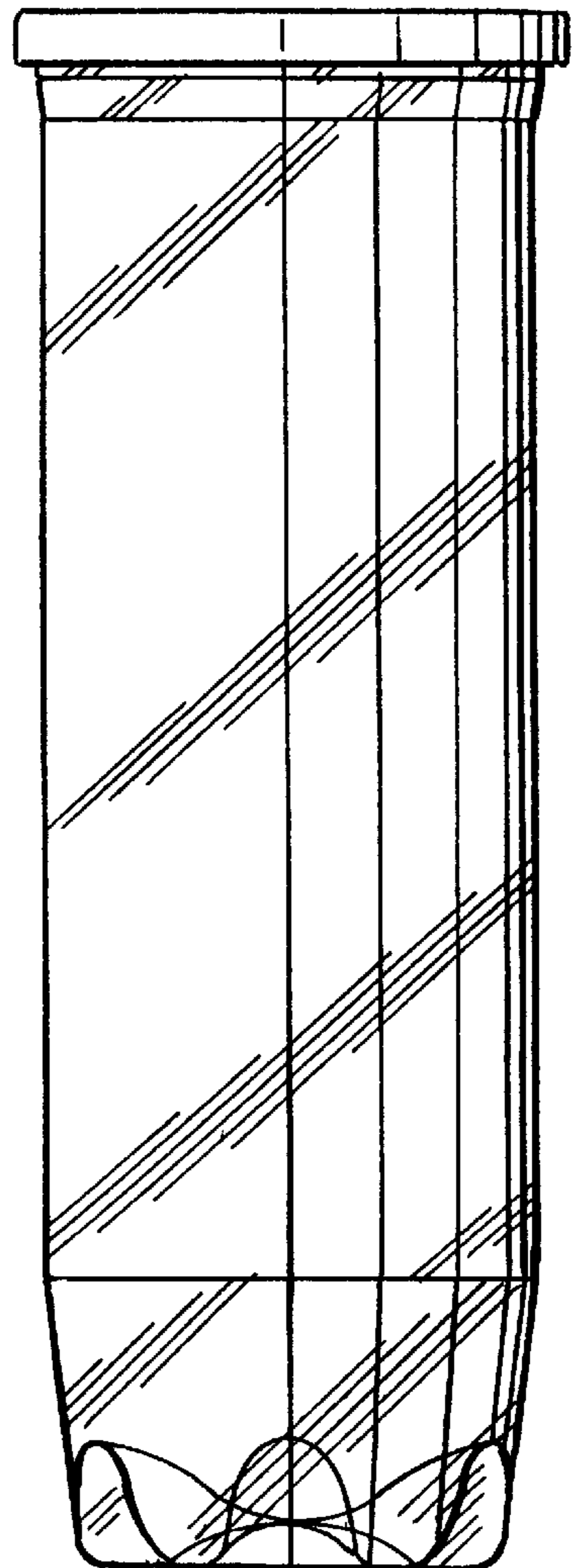


FIG-4

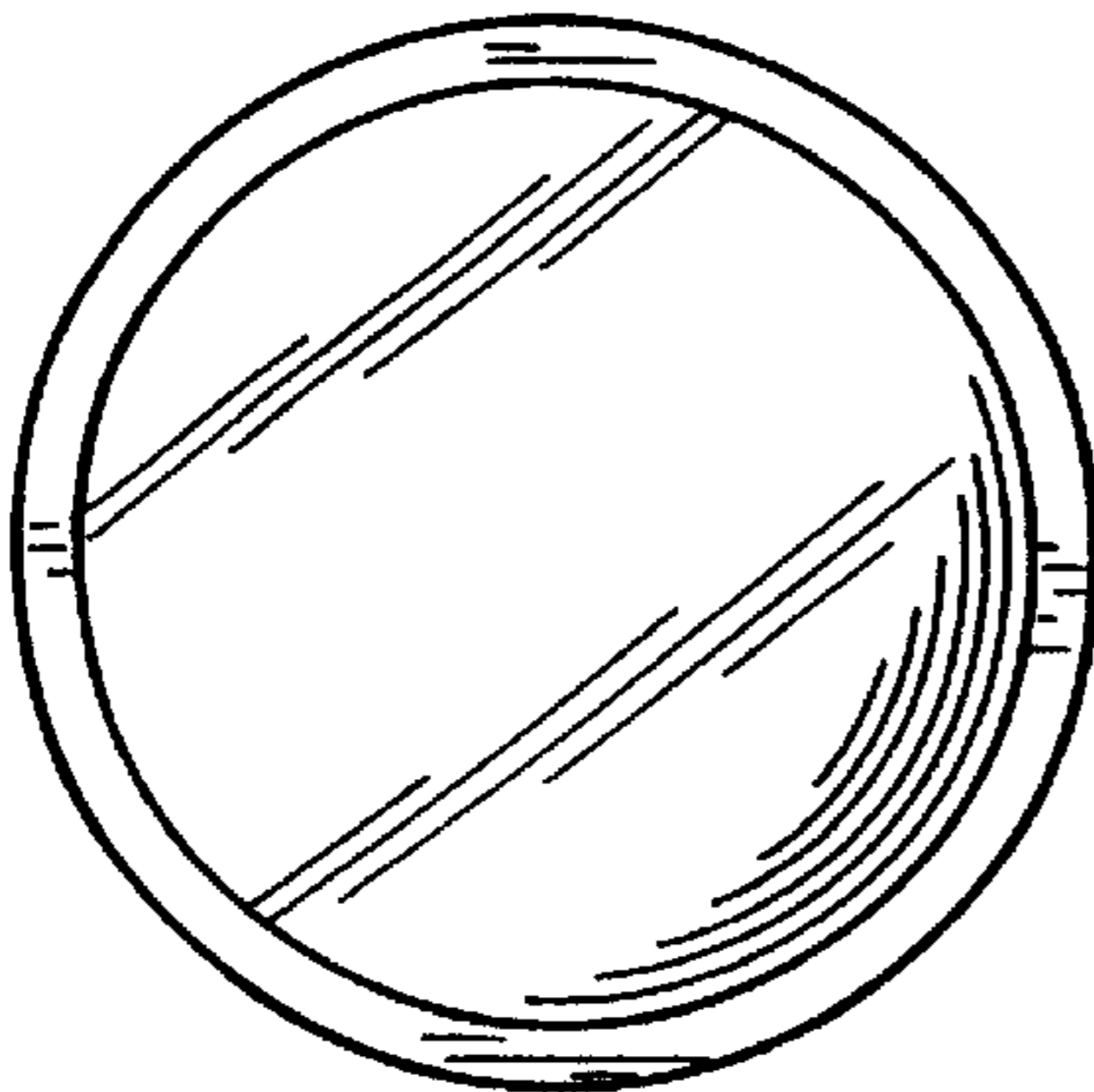


FIG-5

