



US00D406745S

United States Patent [19]

Burns et al.

[11] **Patent Number: Des. 406,745**

[45] **Date of Patent: **Mar. 16, 1999**

[54] **PULL**

[75] Inventors: **Cari L. Burns**, Wheaton, Ill.; **Robert Andrew Chieda**, Akron, Ohio

[73] Assignee: **Newell Operating Company**, Freeport, Ill.

[**] Term: **14 Years**

[21] Appl. No.: **53,760**

[22] Filed: **Apr. 30, 1996**

[51] **LOC (6) Cl. 08-06**

[52] **U.S. Cl. D8/317**

[58] **Field of Search D8/300, 315-320; 16/110 R, 111 R, 124**

[56] **References Cited**

U.S. PATENT DOCUMENTS

- D. 333,968 3/1993 Mattson et al. D8/317
- D. 347,566 6/1994 Mattson et al. D8/317
- D. 368,644 4/1996 Bishop D8/317

OTHER PUBLICATIONS

National Lock Decorative Hardware; p. 12; pull C 6295-46.

Primary Examiner—B. J. Bullock
Attorney, Agent, or Firm—Foley & Lardner

[57] **CLAIM**

The ornamental design for a pull, as shown and described.

DESCRIPTION

FIG. 1 is a perspective view of a pull showing our new design;

FIG. 2 is a left side view thereof, the right side view being a mirror image of the left side view shown;


FIG. 3 is a front view thereof;

FIG. 4 is a top plan view thereof, the bottom view being a mirror image of the top view shown; and,

FIG. 5 is a rear view thereof.

The broken line illustration in the rear view of the mounting apertures is for illustrative purposes only and forms no part of the claimed design.

1 Claim, 1 Drawing Sheet






FIG. 1

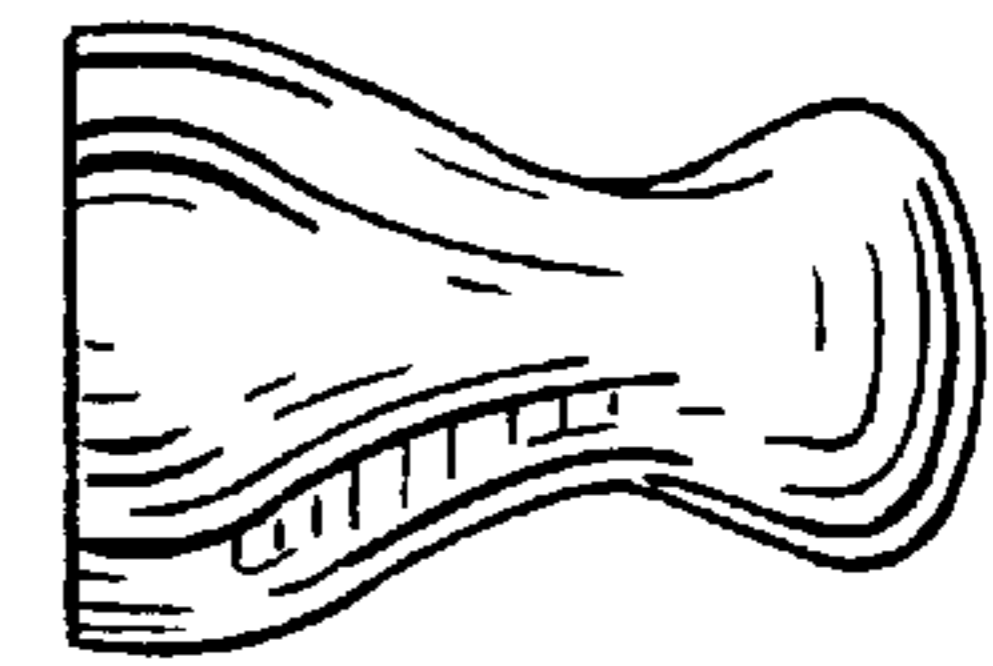


FIG. 3

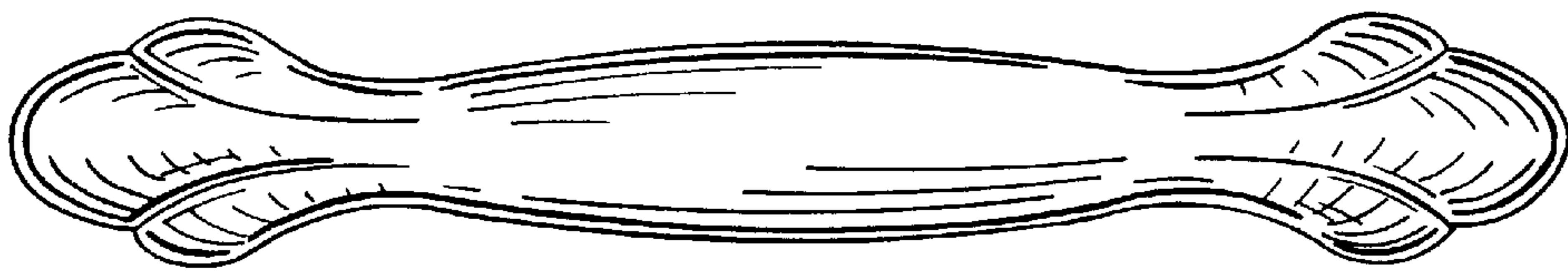


FIG. 2




FIG. 4

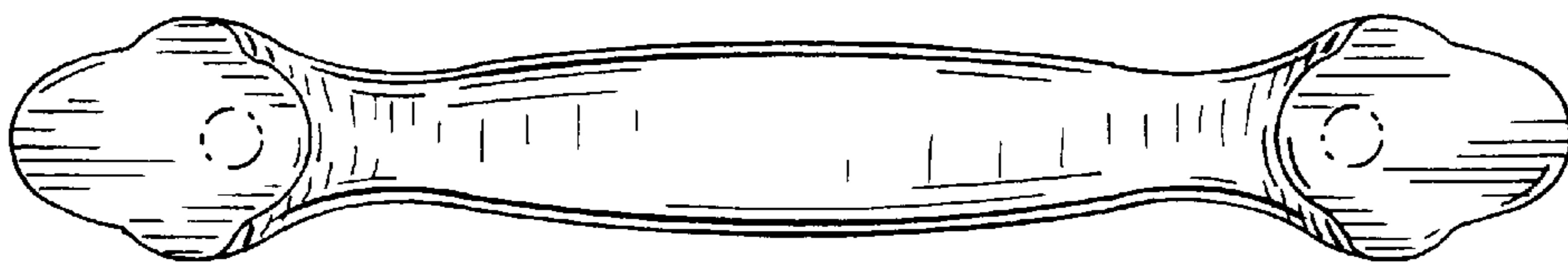


FIG. 5