



US00D406735S

United States Patent [19]

Goodman et al.

[11] **Patent Number: Des. 406,735**

[45] **Date of Patent: **Mar. 16, 1999**

[54] **WINE RACK**

[75] Inventors: **Sheldon H. Goodman**, 30905 Stratford, Solon, Ohio 44139; **Harold A. Goodman**, Orange Village, Oreg.

[73] Assignee: **Sheldon H. Goodman**, Solon, Ohio

[**] Term: **14 Years**

[21] Appl. No.: **85,463**

[22] Filed: **Mar. 24, 1998**

[51] **LOC (6) Cl.** **07-06**

[52] **U.S. Cl.** **D7/704**

[58] **Field of Search** D7/701, 704, 707, D7/708; D6/468, 478; 211/71, 74, 106, 181.1, 194

[56] **References Cited**

U.S. PATENT DOCUMENTS

D. 233,878	12/1974	Berger et al.	D7/708
D. 374,594	10/1996	Munoz	D7/708
4,998,631	3/1991	Fridjhon	211/74

Primary Examiner—Terry A. Wallace

Attorney, Agent, or Firm—Pearne, Gordon, McCoy & Granger LLP

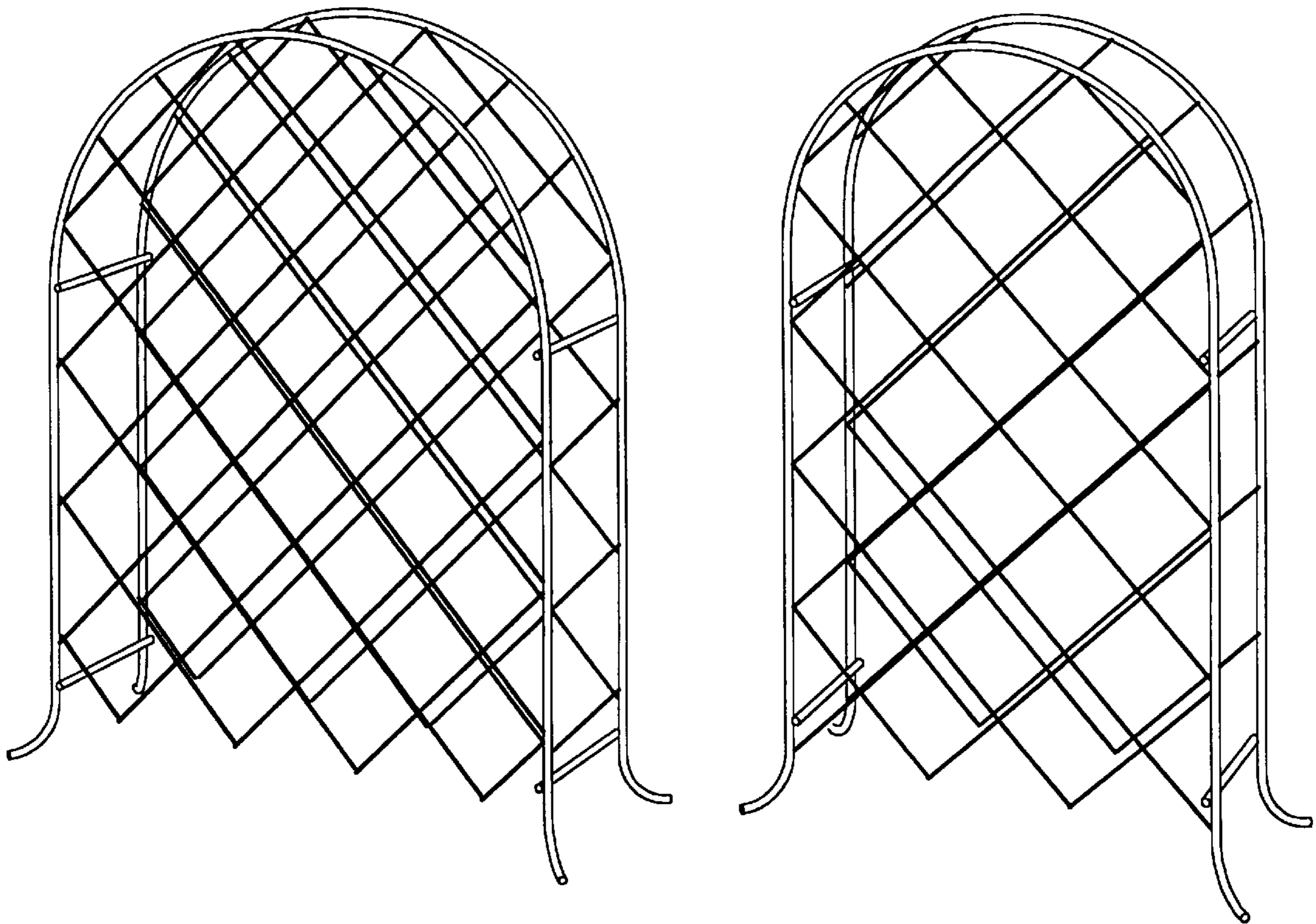
[57] **CLAIM**

The ornamental design for a wine rack, as shown and described.

DESCRIPTION

FIG. 1 is a right side, top, and front perspective view of a 30-bottle wine rack showing our new design; FIG. 2 is a front elevational view thereof; FIG. 3 is a right side elevational view thereof, the left side elevational view being a mirror image; FIG. 4 is a top plan view thereof; FIG. 5 is a bottom plan view thereof; FIG. 6 is a right side, top, and front perspective view of a second embodiment of a wine rack, in accordance with our new design showing a 21-bottle wine rack; FIG. 7 is a front elevational view thereof; FIG. 8 is a right side elevational view thereof, the left side elevational view being a mirror image; FIG. 9 is a top plan view thereof; and, FIG. 10 is a bottom plan view thereof.

1 Claim, 2 Drawing Sheets



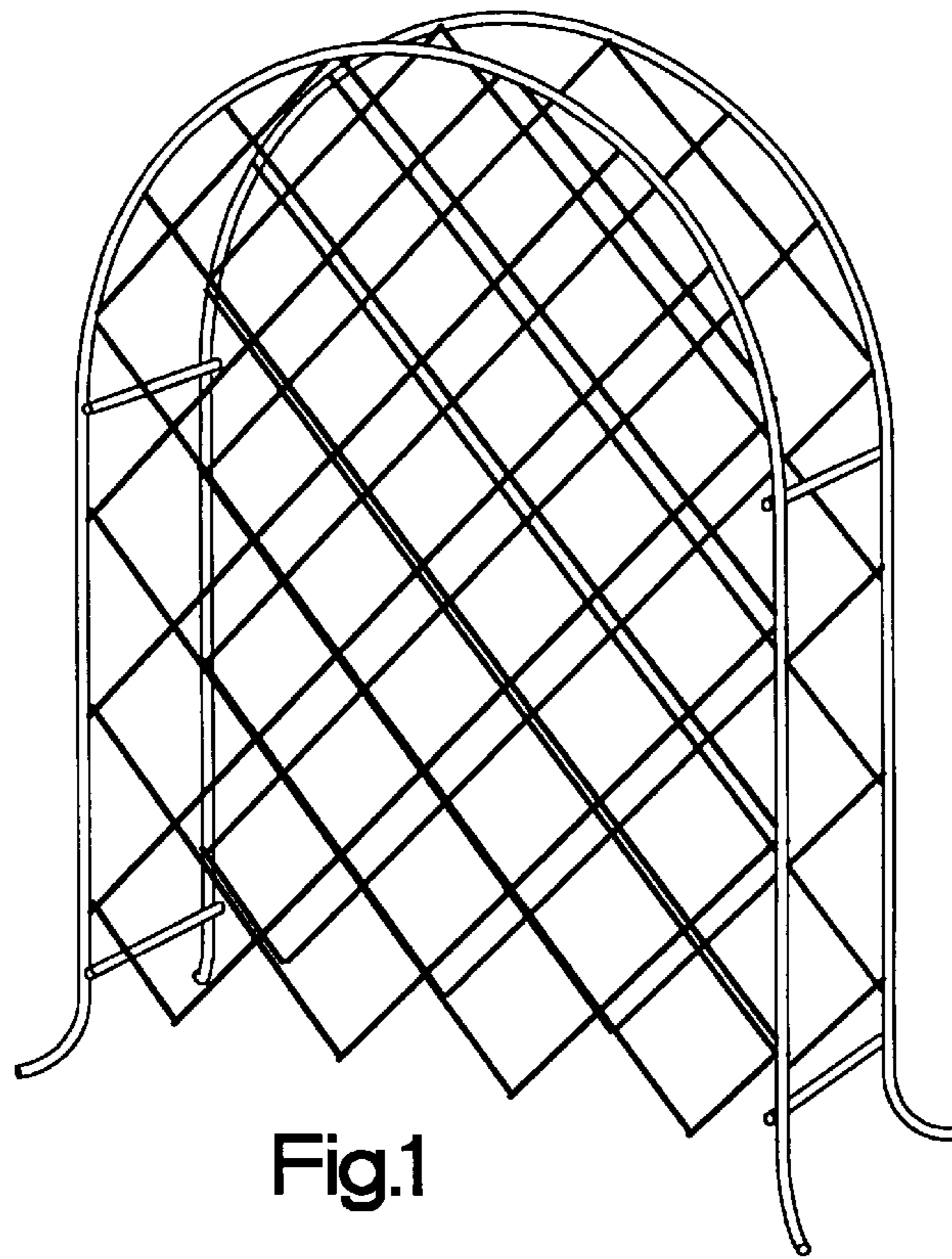


Fig.1




Fig.2

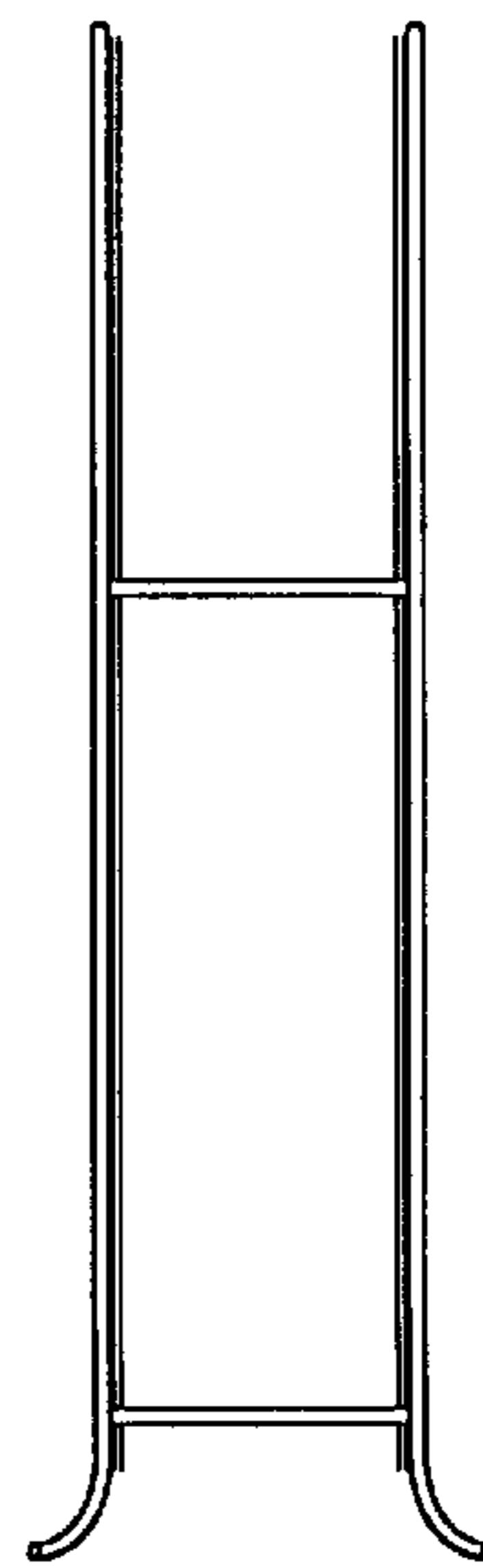


Fig.3




Fig.4




Fig.5




Fig.6




Fig.7

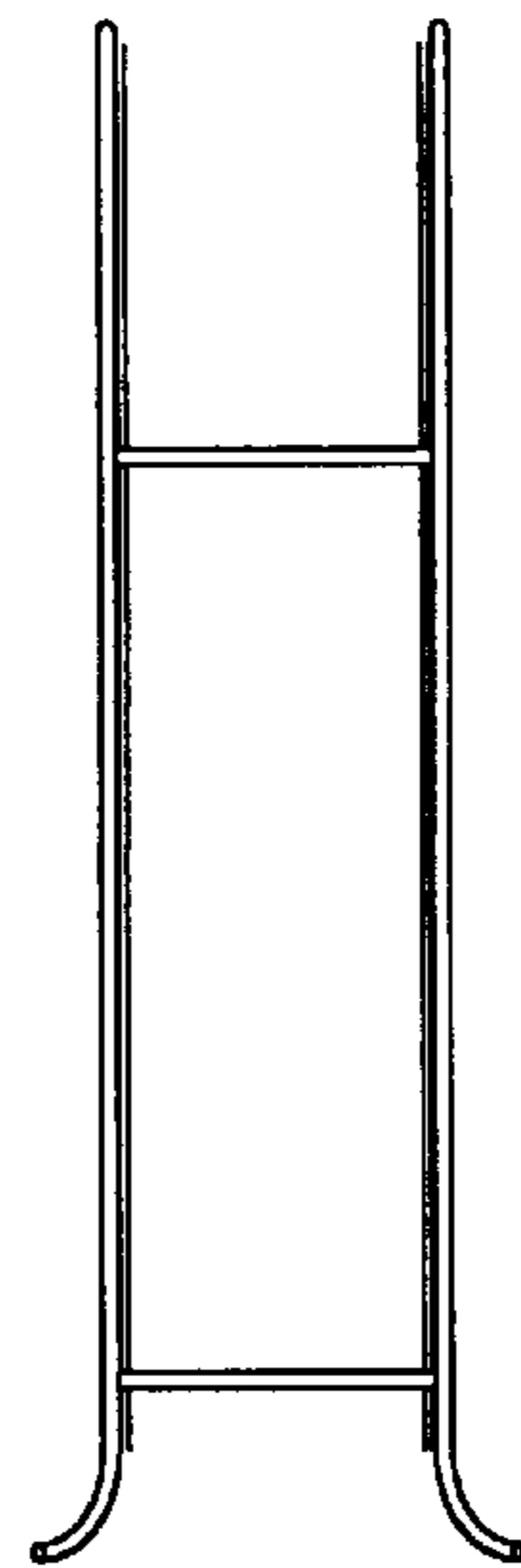


Fig.8




Fig.9




Fig.10