



US00D406718S

**United States Patent** [19]  
**Jacobs**

[11] **Patent Number: Des. 406,718**

[45] **Date of Patent: \*\*Mar. 16, 1999**

[54] **COMBINED EXERCISE AND FURNITURE DEVICE**

[76] Inventor: **Lawrence I. Jacobs**, P.O. Box 1667, Newport Beach, Calif. 92663

[\*\*] Term: **14 Years**

[21] Appl. No.: **79,738**

[22] Filed: **Nov. 20, 1997**

[51] **LOC (6) Cl. .... 06-09**

[52] **U.S. Cl. .... D6/601; D21/686**

[58] **Field of Search .... D6/595, 596, 601, D6/604; 5/630, 632, 636, 637, 640, 644, 646-648, 652, 655.9, 657, 907; D21/686; 482/140, 142**

[56] **References Cited**

**U.S. PATENT DOCUMENTS**

|            |         |                     |         |
|------------|---------|---------------------|---------|
| D. 91,262  | 1/1934  | Barcalo .           |         |
| D. 186,651 | 11/1959 | Porten .....        | D6/596  |
| D. 215,536 | 10/1969 | Larsen .            |         |
| D. 236,062 | 7/1975  | Winston .           |         |
| D. 246,816 | 1/1978  | Tam et al. .        |         |
| D. 247,209 | 2/1978  | Woog .              |         |
| D. 270,800 | 10/1983 | Fuller .....        | D6/596  |
| D. 273,915 | 5/1984  | Pike .              |         |
| D. 288,632 | 3/1987  | Grimsrud .          |         |
| D. 289,354 | 4/1987  | Willey .            |         |
| D. 317,840 | 7/1991  | Jagdat .            |         |
| D. 327,198 | 6/1992  | Erker, Jr. et al. . |         |
| D. 353,173 | 12/1994 | Almeda .            |         |
| D. 355,004 | 1/1995  | Hanning, Jr. .      |         |
| D. 364,202 | 11/1995 | Benson .            |         |
| 4,171,549  | 10/1979 | Morrell et al. .... | 5/632   |
| 4,473,913  | 10/1984 | Ylisaker .          |         |
| 4,635,306  | 1/1987  | Willey .            |         |
| 4,770,466  | 9/1988  | Pesterfield .       |         |
| 4,780,921  | 11/1988 | Lahn et al. .       |         |
| 4,905,330  | 3/1990  | Jacobs .            |         |
| 5,105,489  | 4/1992  | Meyer .....         | 5/652   |
| 5,474,509  | 12/1995 | Hodgdon .           |         |
| 5,474,513  | 12/1995 | Carlesimo et al. .  |         |
| 5,584,786  | 12/1996 | Almeda .....        | 482/142 |

*Primary Examiner*—Janice E. Seeger  
*Attorney, Agent, or Firm*—Zarley, McKee, Thomte, Voorhees & Sease

[57] **CLAIM**

The ornamental design for a combined exercise and furniture device, as shown and described.

**DESCRIPTION**

FIG. 1 is a perspective view of a combined exercise and furniture device, showing one of the cushions of the two cushion device of my new design for convenience of illustration;

FIG. 2 is a side elevational view thereof with the opposite side being a mirror image thereof;

FIG. 3 is a top plan view thereof;

FIG. 4 is a bottom plan view thereof;

FIG. 5 is an elevational view taken from the right side of FIG. 1;

FIG. 6 is an elevational view taken from the left side in FIG. 1;

FIG. 7 is a perspective view of a combined exercise and furniture device;

FIG. 8 is a side elevational view thereof;

FIG. 9 is a top plan view thereof;

FIG. 10 is an end elevational view thereof with the opposite end being a mirror image thereof;

FIG. 11 is a bottom plan view thereof;

FIG. 12 is a perspective view showing an alternate arrangement of the embodiment of FIGS. 7-11 for convenience of illustration;

FIG. 13 is a perspective view showing a second alternate arrangement of the embodiment of FIGS. 7-11 for convenience of illustration;

FIG. 14 is a perspective view showing a third alternate arrangement of the embodiment of FIGS. 7-11 for convenience of illustration;

FIG. 15 is a perspective view of a combined exercise and furniture device showing a second embodiment of my new design;

FIG. 16 is a side elevational view thereof;

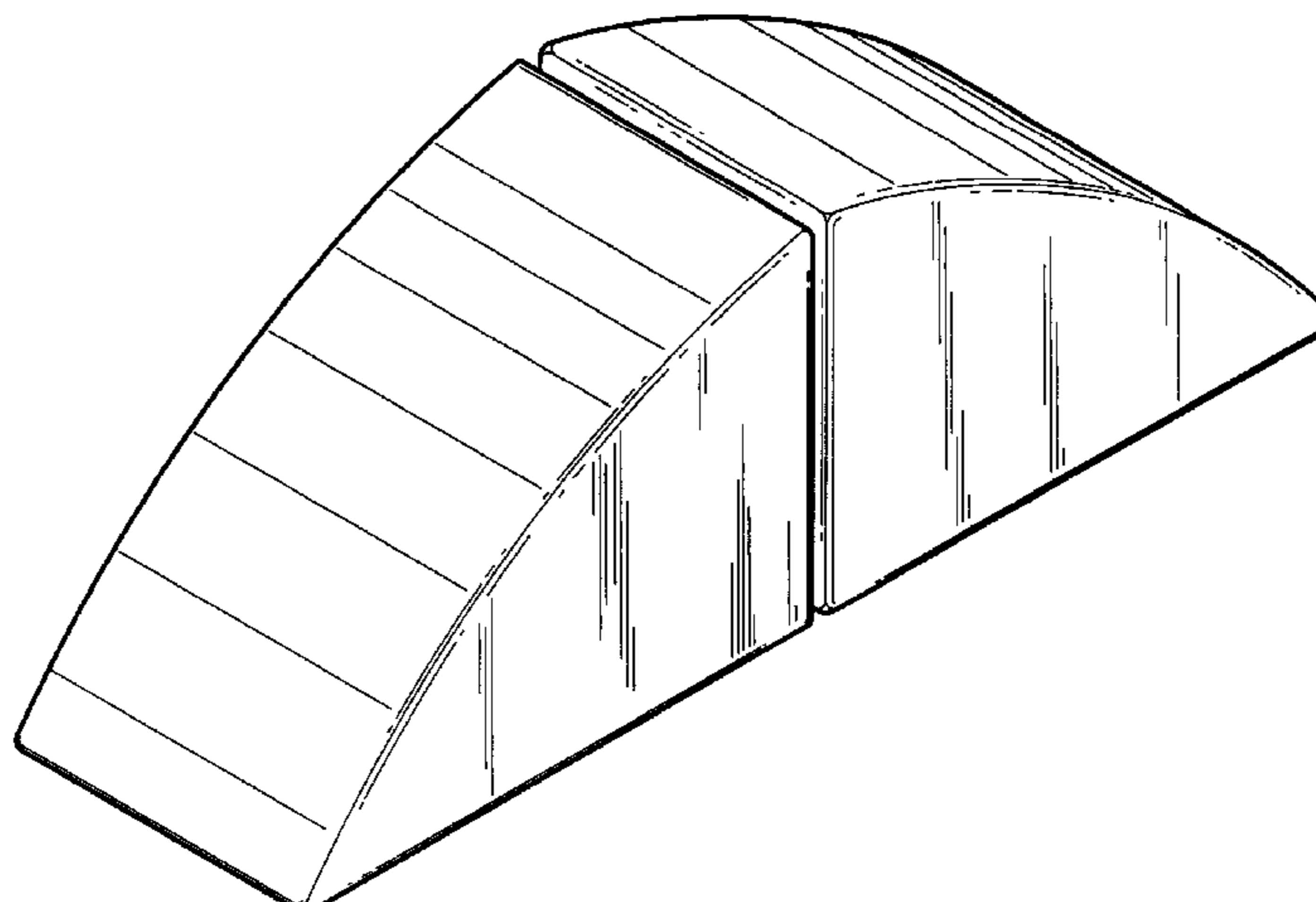
FIG. 17 is a top plan view thereof;

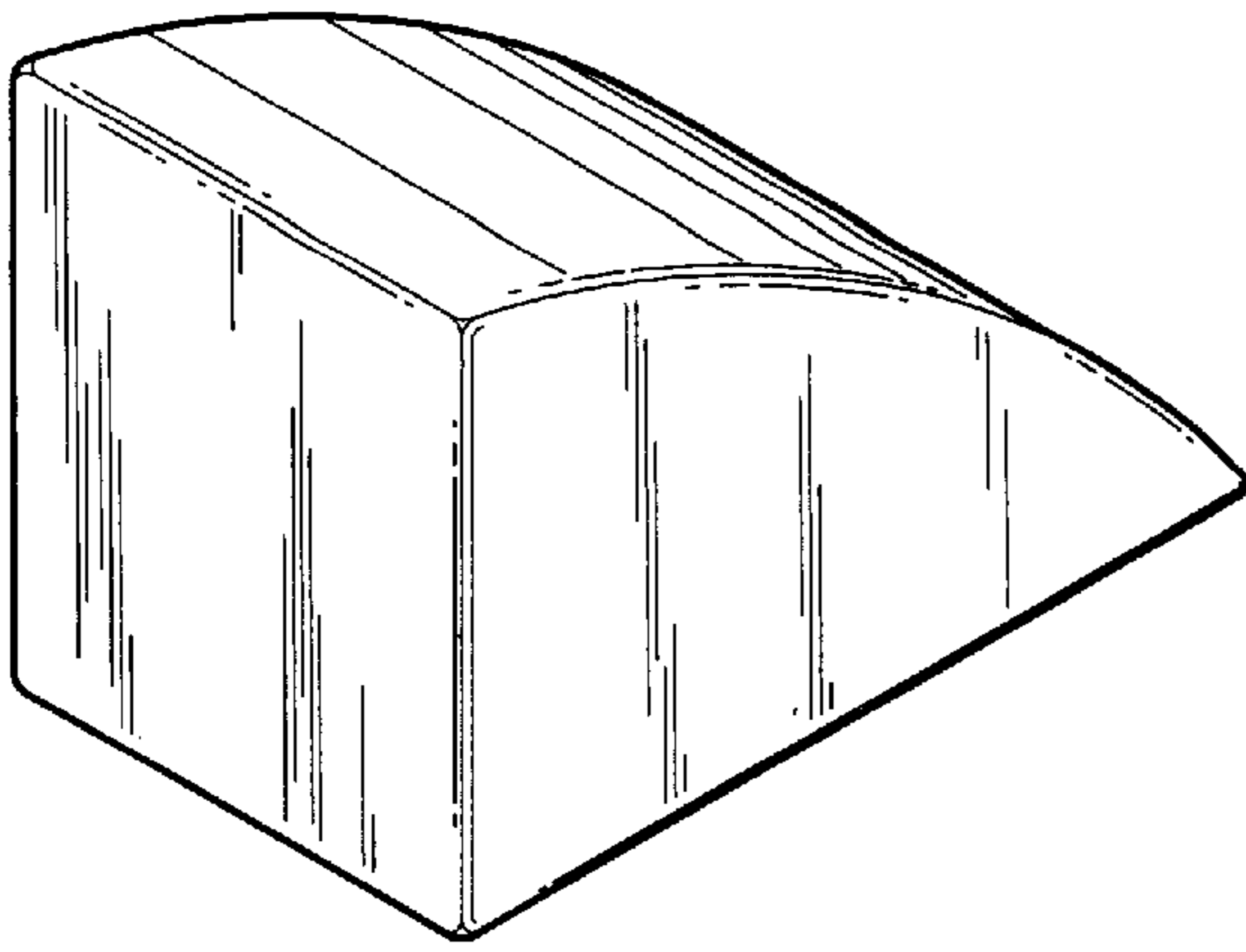
FIG. 18 is an end elevational view thereof taken from the left in FIG. 17;

FIG. 19 is an end elevational view thereof taken from the right in FIG. 17; and,


FIG. 20 is a bottom plan view thereof.

**1 Claim, 4 Drawing Sheets**







*Fig. 1*



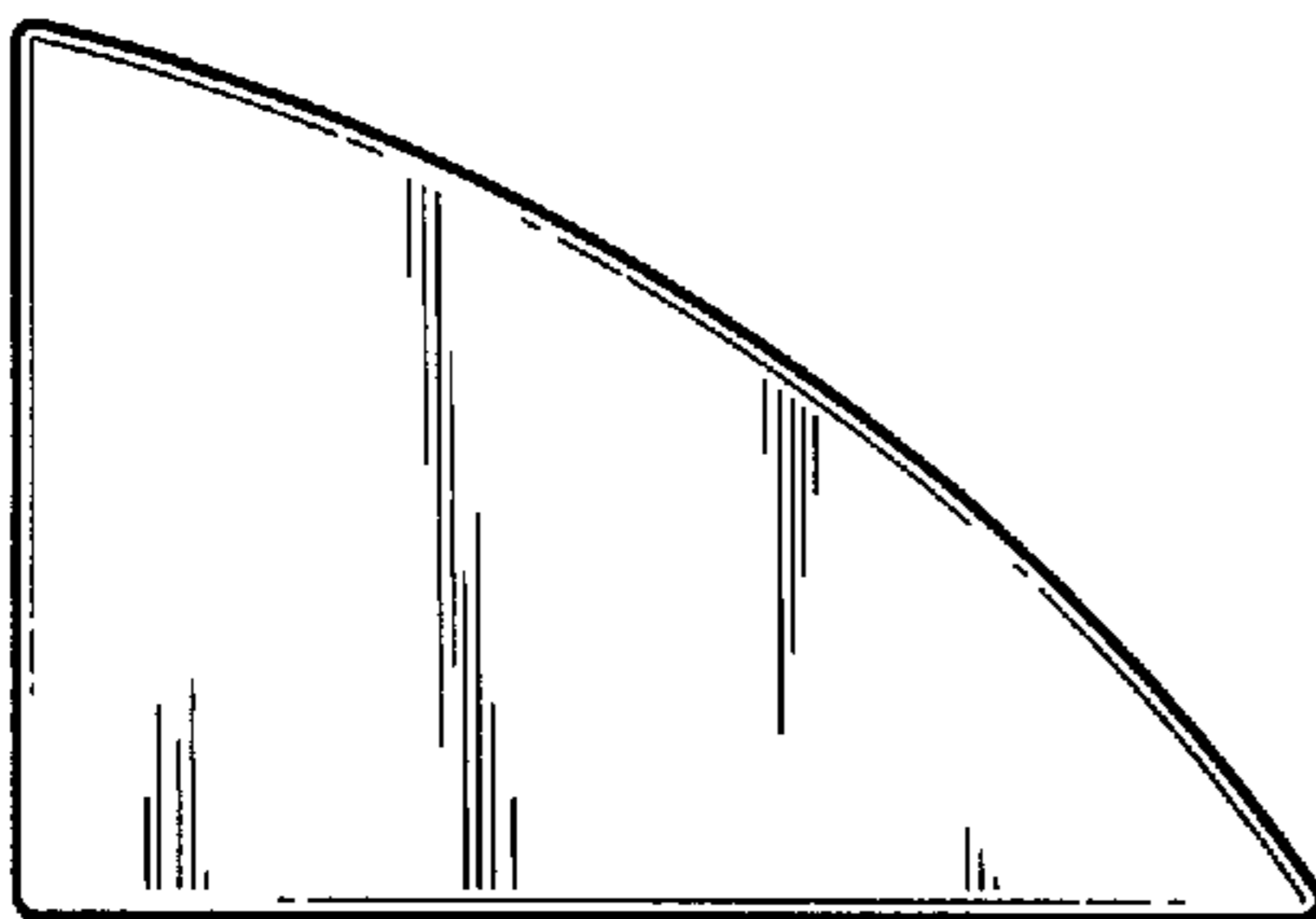
*Fig. 4*




*Fig. 3*



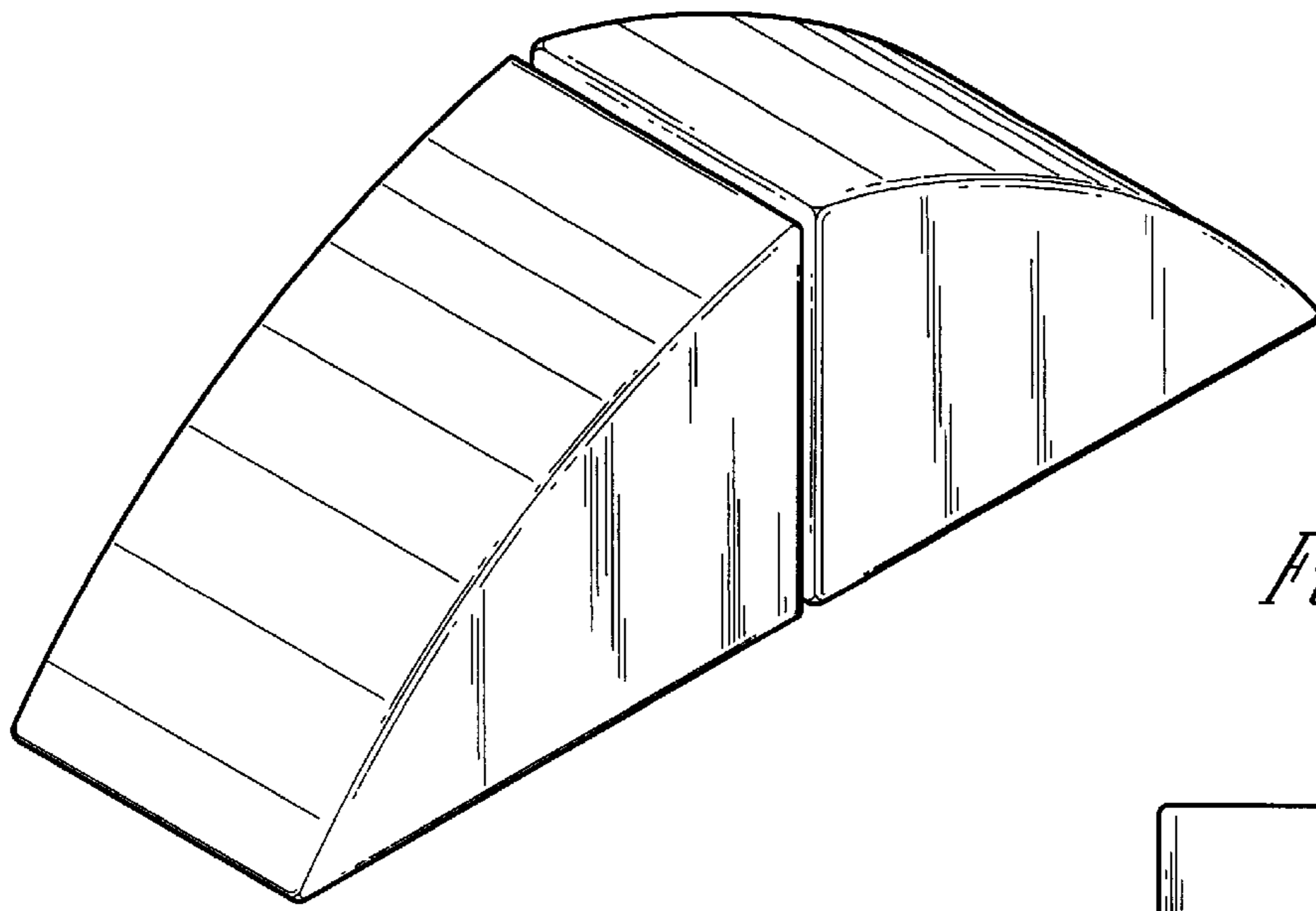
*Fig. 5*




*Fig. 2*




*Fig. 6*




*Fig. 7*



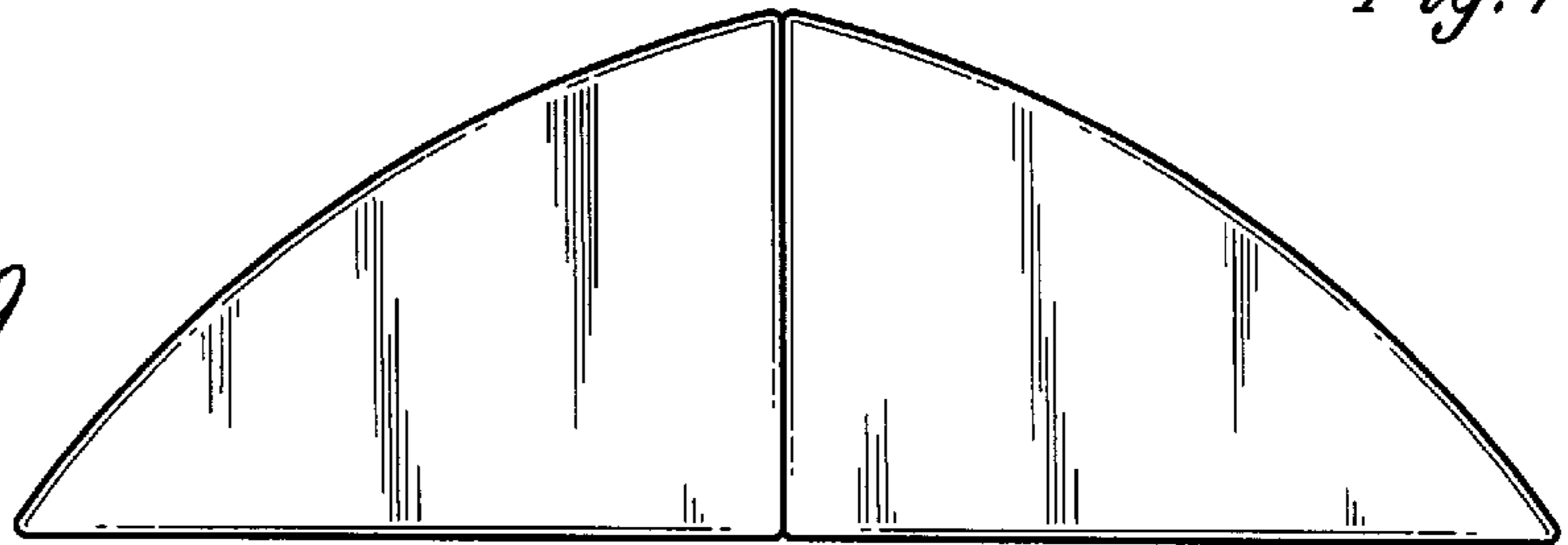
*Fig. 9*




*Fig. 10*



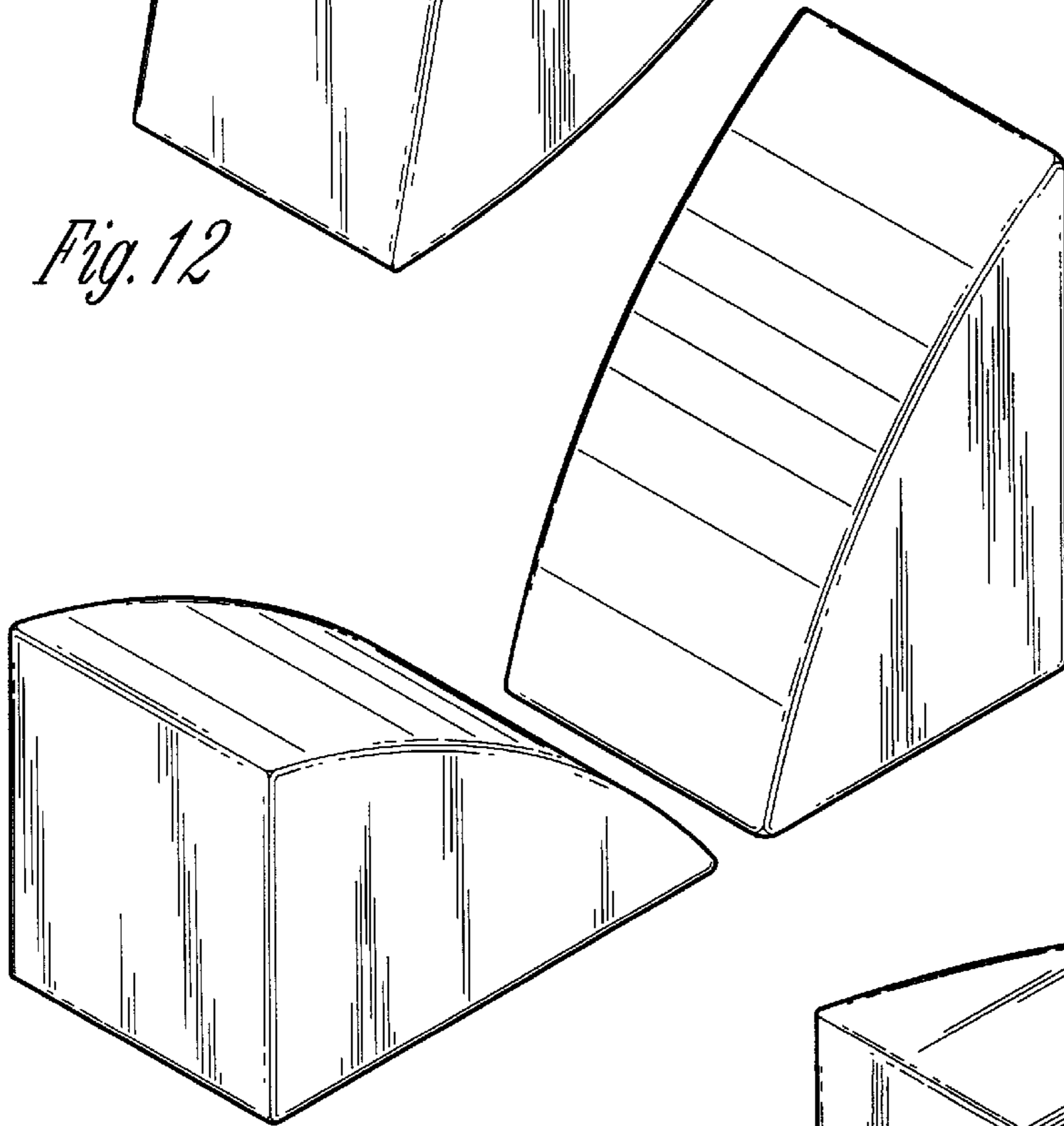
*Fig. 11*



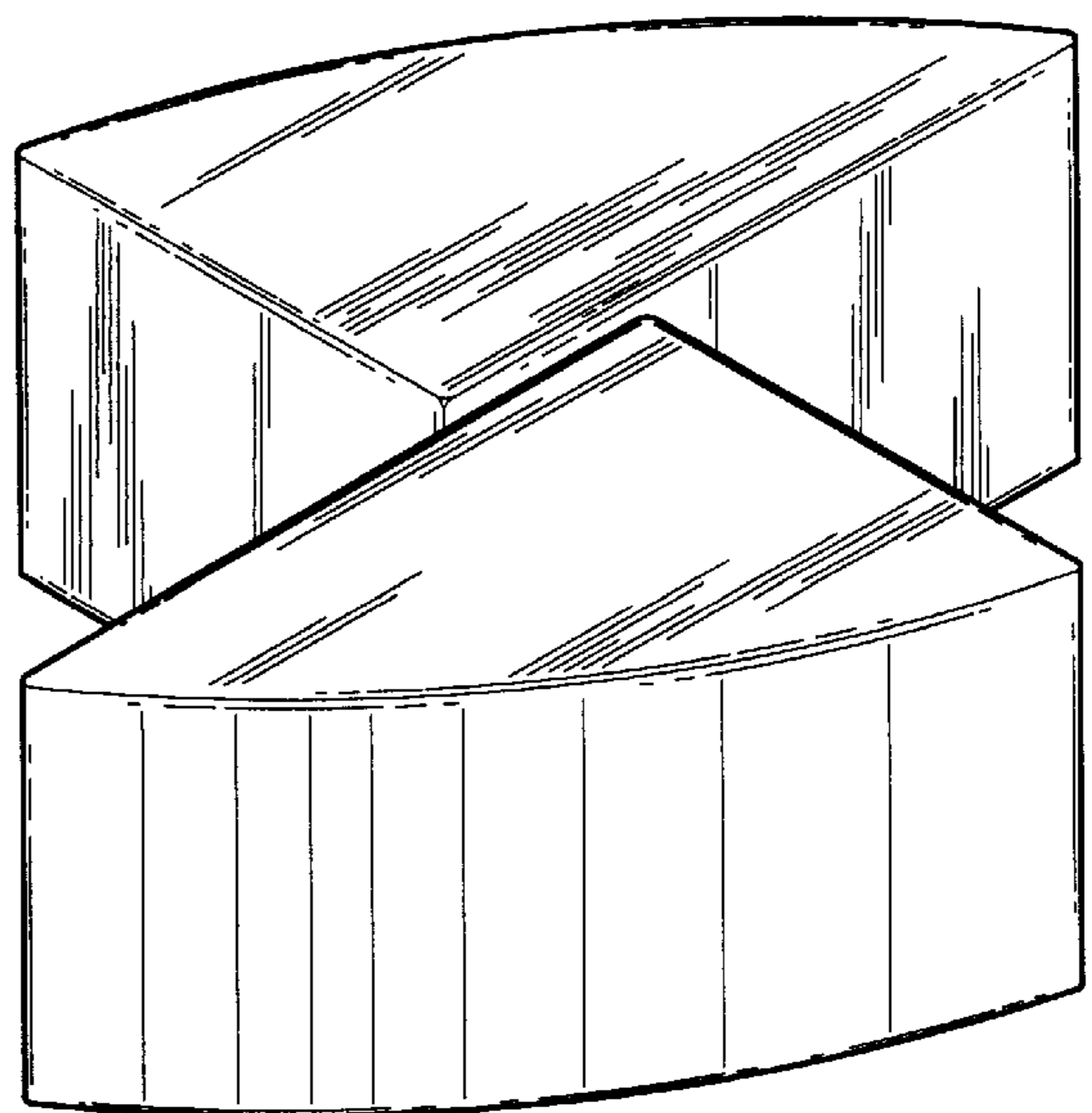
*Fig. 8*



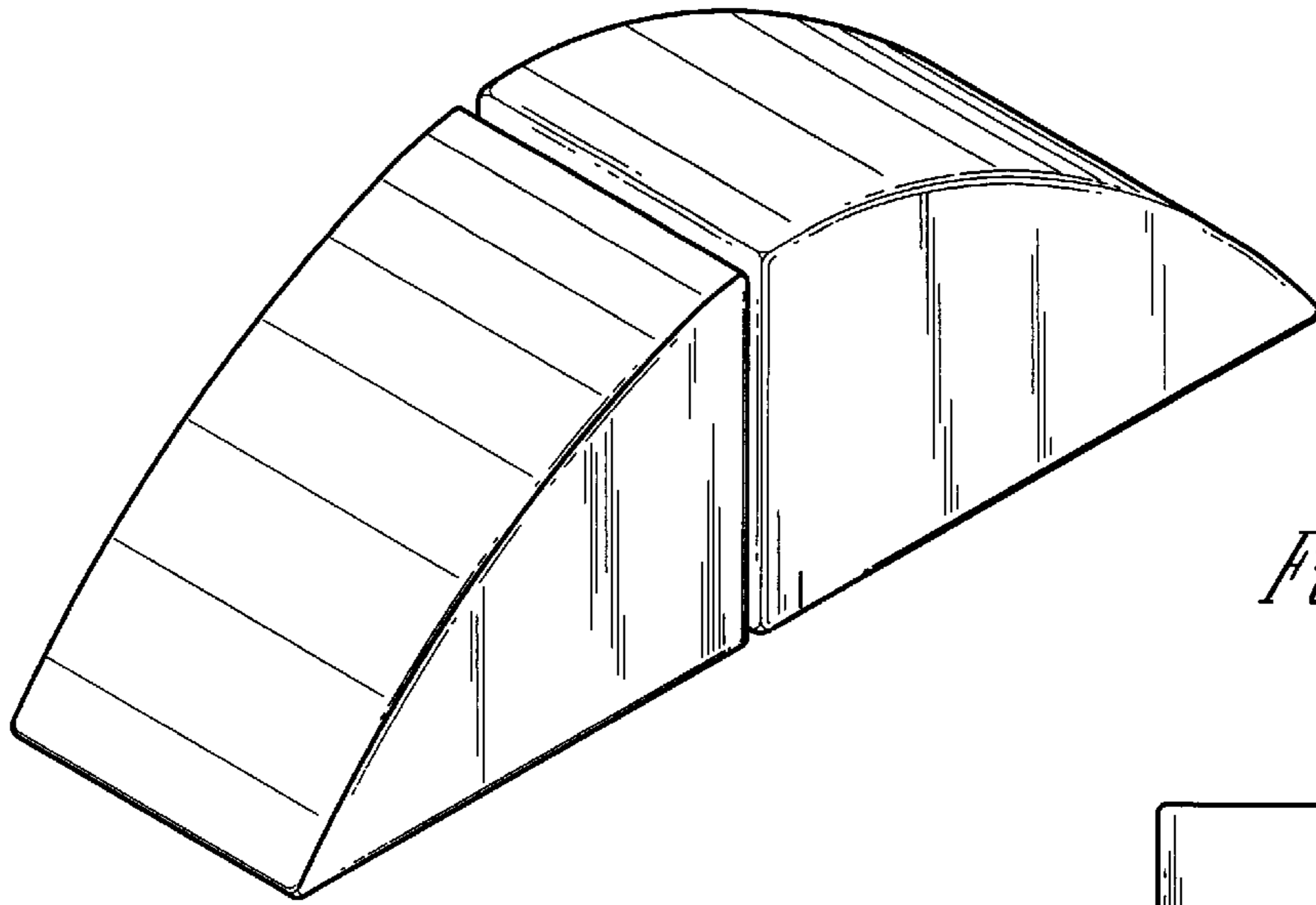
*Fig. 12*




*Fig. 13*




*Fig. 14*




*Fig. 15*



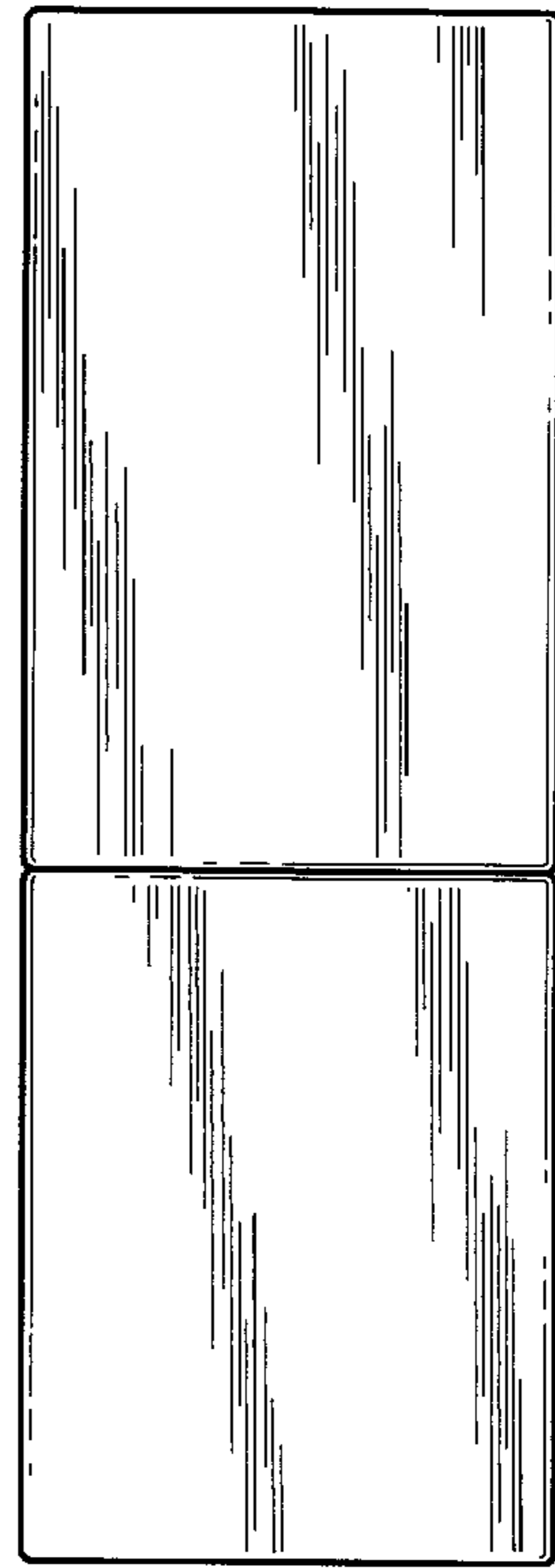
*Fig. 17*



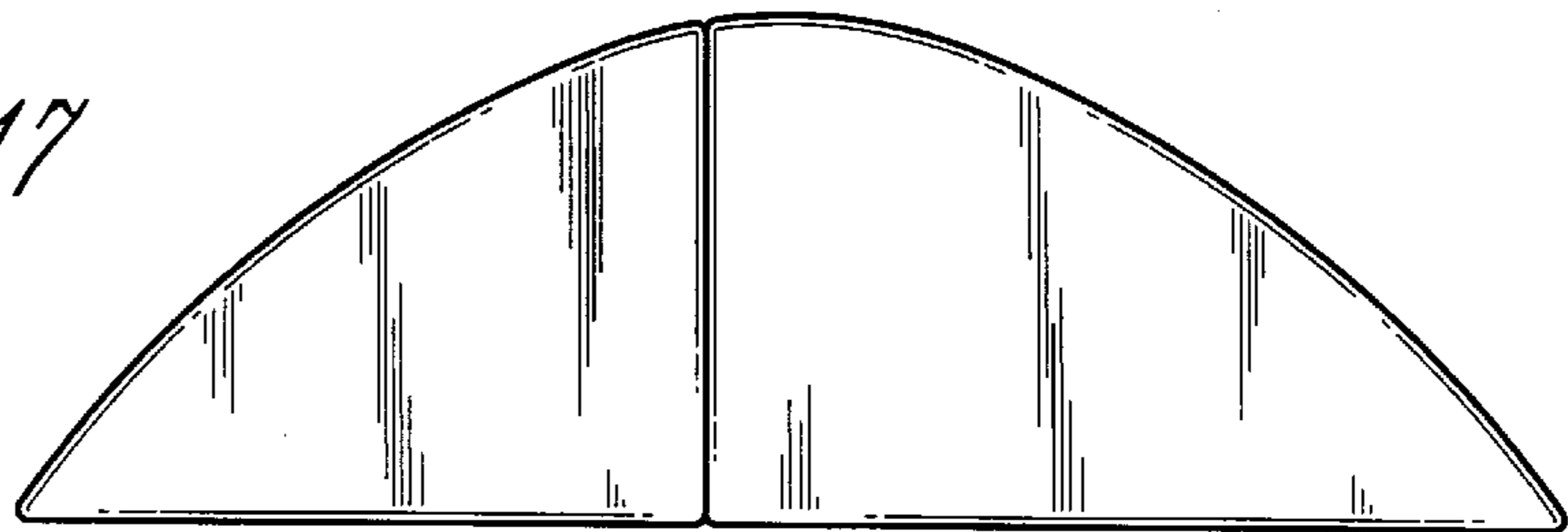
*Fig. 18*



*Fig. 19*



*Fig. 20*



*Fig. 16*