



US00D406709S

United States Patent [19]

Zarker, Jr. et al.

[11] Patent Number: **Des. 406,709**

[45] Date of Patent: *****Mar. 16, 1999**

[54] **RECTANGULAR TABLE WITH STORABLE LEGS**

[75] Inventors: **Harper Zarker, Jr.; Richard Bair**, both of Baldwinsville, N.Y.

[73] Assignee: **Syroco, Inc.**, Baldwinsville, N.Y.

[*] Notice: The term of this patent shall not extend beyond the expiration date of Pat. No. D. 401,787.

[**] Term: **14 Years**

[21] Appl. No.: **74,707**

[22] Filed: **Aug. 8, 1997**

[51] **LOC (6) Cl.** **06-03**

[52] **U.S. Cl.** **D6/480**

[58] **Field of Search** D6/480-489, 511, D6/495, 429, 430; 108/153, 155, 156, 157, 161; 248/188, 188.1

[56] **References Cited**

U.S. PATENT DOCUMENTS

D. 326,575 6/1992 Grosfillex D6/484

D. 327,999 7/1992 Grosfillex D6/484
D. 371,472 7/1996 Grosfillex D6/480
D. 373,694 9/1996 Grosfillex D6/480
5,461,989 10/1995 Grandclement et al. .

Primary Examiner—Janice E. Seeger
Attorney, Agent, or Firm—Sidley & Austin; Hugh A. Abrams

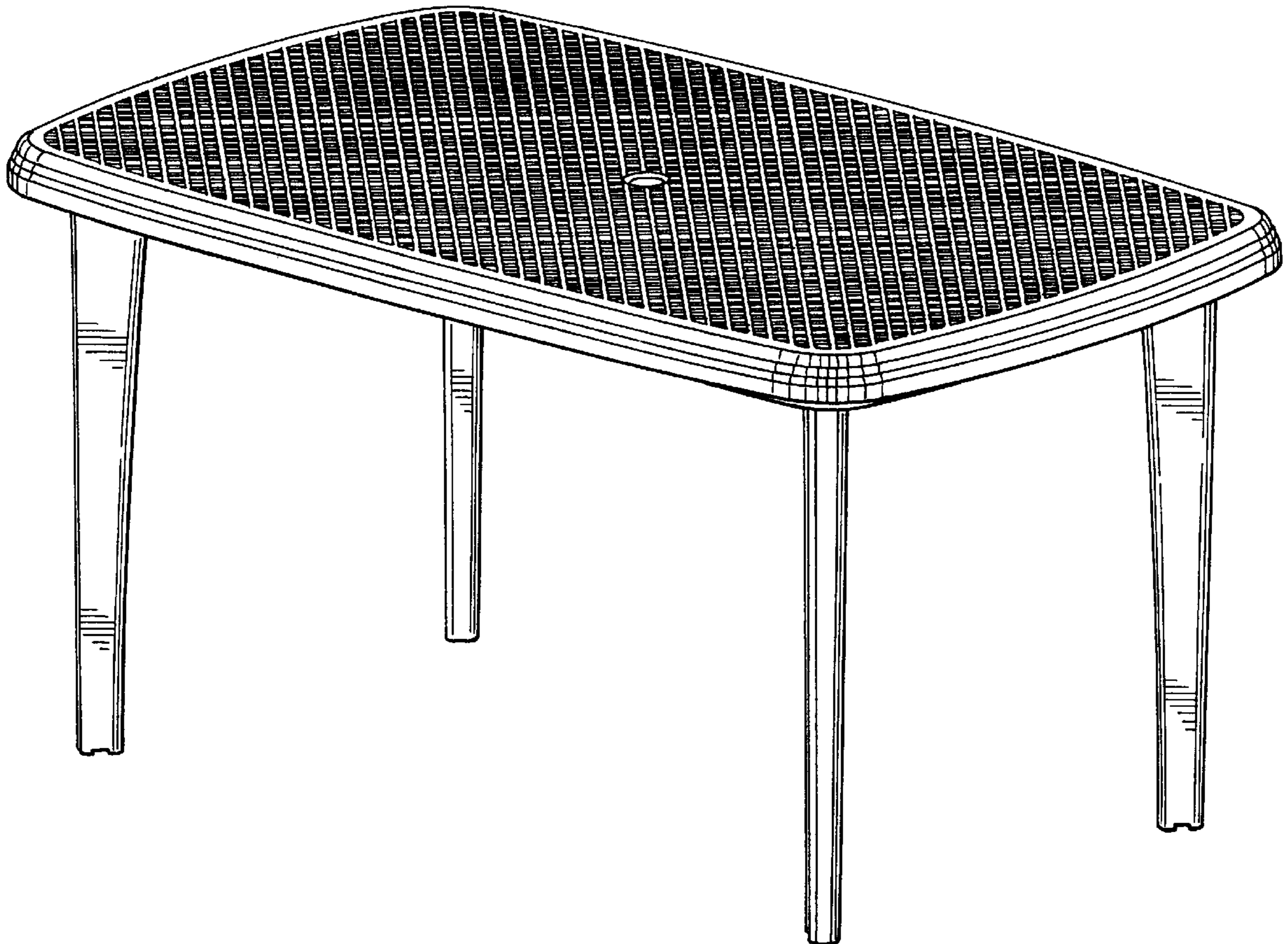
[57] **CLAIM**

The ornamental design for a rectangular table with storable legs, as shown and described.

DESCRIPTION

FIG. 1 is a front perspective view of a rectangular table with storable legs showing my new design;
FIG. 2 is a front elevational view thereof, the rear being identical thereto;
FIG. 3 is a right side view thereof, the left side being identical thereto;
FIG. 4 is a top plan view thereof;
FIG. 5 is a bottom plan view thereof; and,
FIG. 6 is a bottom plan view thereof showing the legs in a stored position.

1 Claim, 6 Drawing Sheets



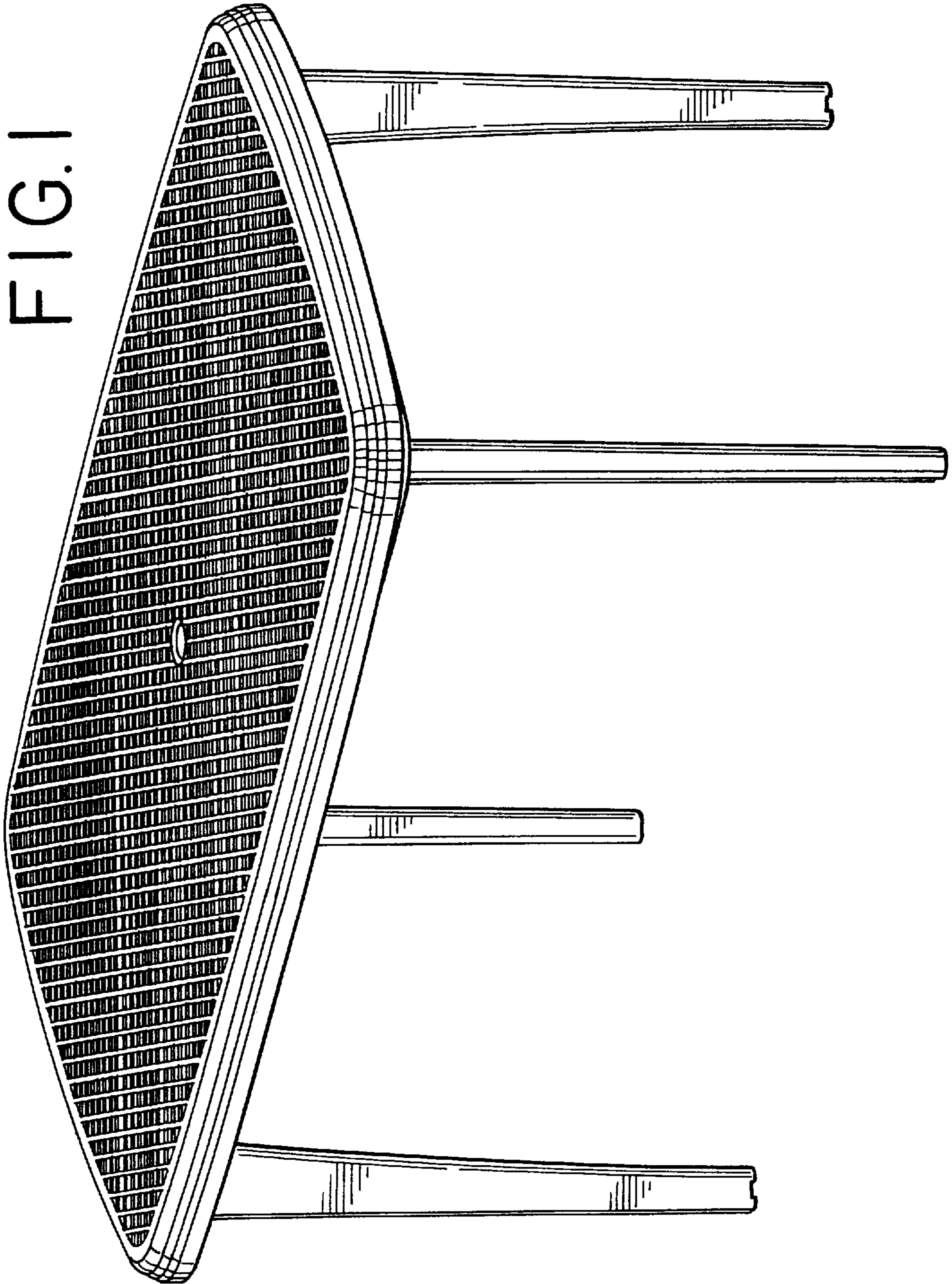


FIG. 1

FIG.2




FIG. 3

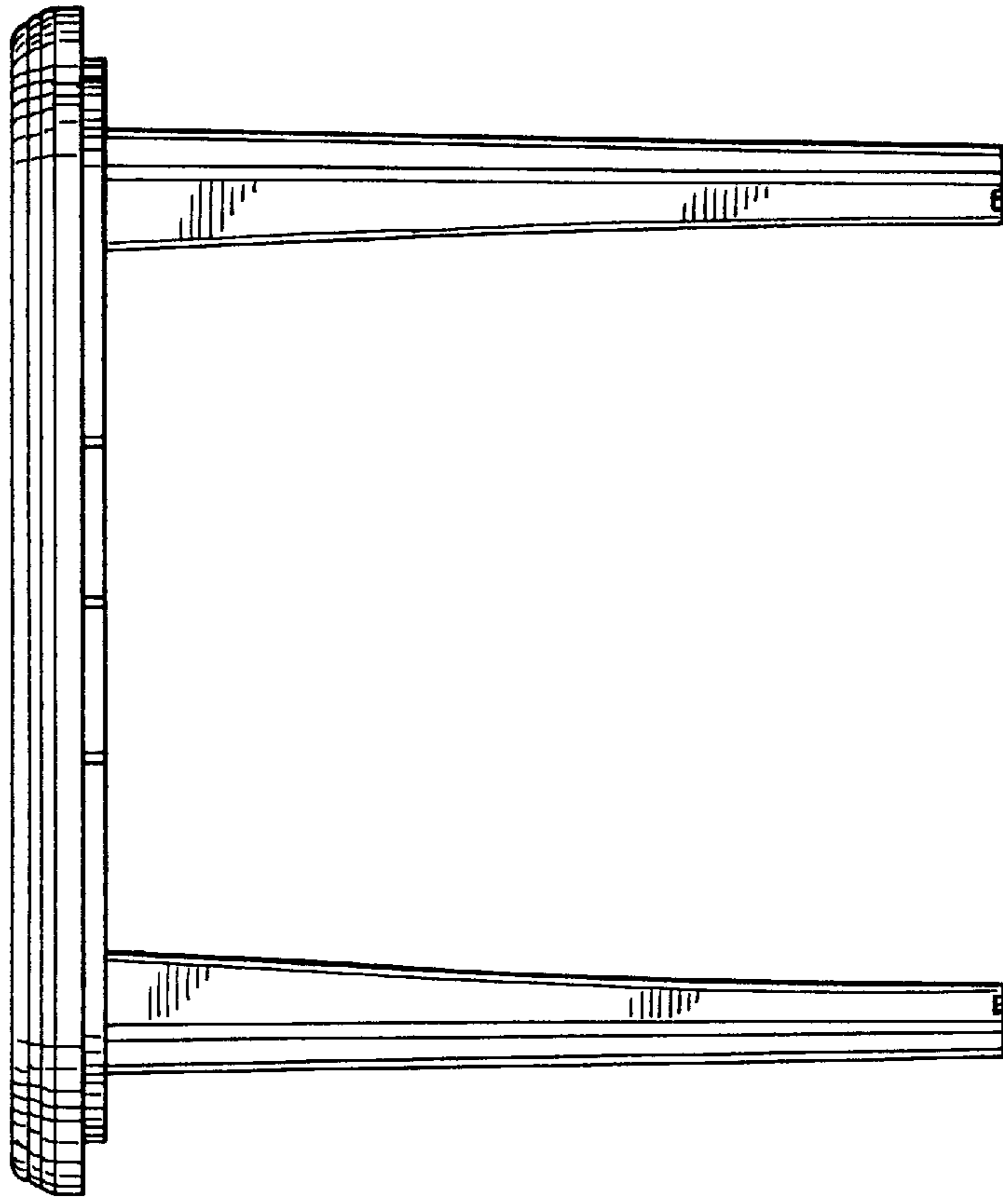


FIG.4




FIG. 5




FIG. 6

