



US00D406695S

United States Patent [19]

Nagele et al.

[11] **Patent Number: Des. 406,695**

[45] **Date of Patent: **Mar. 16, 1999**

[54] **CASE FOR PORTABLE COMMUNICATIONS EQUIPMENT**

[75] Inventors: **Albert Leo Nagele**, Wilmette; **Scott Robert Wilcox**, Chicago, both of Ill.

[73] Assignee: **Motorola, Inc.**, Schaumburg, Ill.

[**] Term: **14 Years**

[21] Appl. No.: **74,312**

[22] Filed: **Jul. 2, 1997**

[51] **LOC (6) Cl. 03-01**

[52] **U.S. Cl. D3/218**

[58] **Field of Search** D3/218, 215, 219, D3/224, 226; D14/138, 251, 253, 250; 224/904, 913, 240, 269, 230

[56] **References Cited**

U.S. PATENT DOCUMENTS

- D. 329,945 10/1992 Benskin .
- D. 354,620 1/1995 King et al. .
- D. 365,676 1/1996 Scheid et al. D3/218
- D. 387,199 12/1997 Nagele et al. D3/218
- D. 389,641 1/1998 McCutcheon et al. D3/218
- D. 392,097 3/1998 Pottala et al. D3/218
- 4,896,805 1/1990 Klaczak et al. .

4,901,852 2/1990 King .

Primary Examiner—Doris V. Coles
Assistant Examiner—Catherine R. Oliver
Attorney, Agent, or Firm—John J. King


[57] **CLAIM**

The ornamental design for a case for portable communications equipment, as shown and described.

DESCRIPTION

FIG. 1 is a rear and left side perspective view of the case for portable communications equipment showing our new design;
 FIG. 2 is a top plan view thereof;
 FIG. 3 is a right side elevational view, with the left side elevational view being a mirror image thereof;
 FIG. 4 is a front elevational view thereof;
 FIG. 5 is a rear and left side perspective view with the broken lines removed;
 FIG. 6 is a top plan view thereof; and,
 FIG. 7 is a right side elevational view, with the left side elevational view being a mirror image thereof.
 The broken line showing of environment in FIGS. 1-3 is for illustrative purposes only and forms no part of the claimed design.

1 Claim, 4 Drawing Sheets






FIG. 1

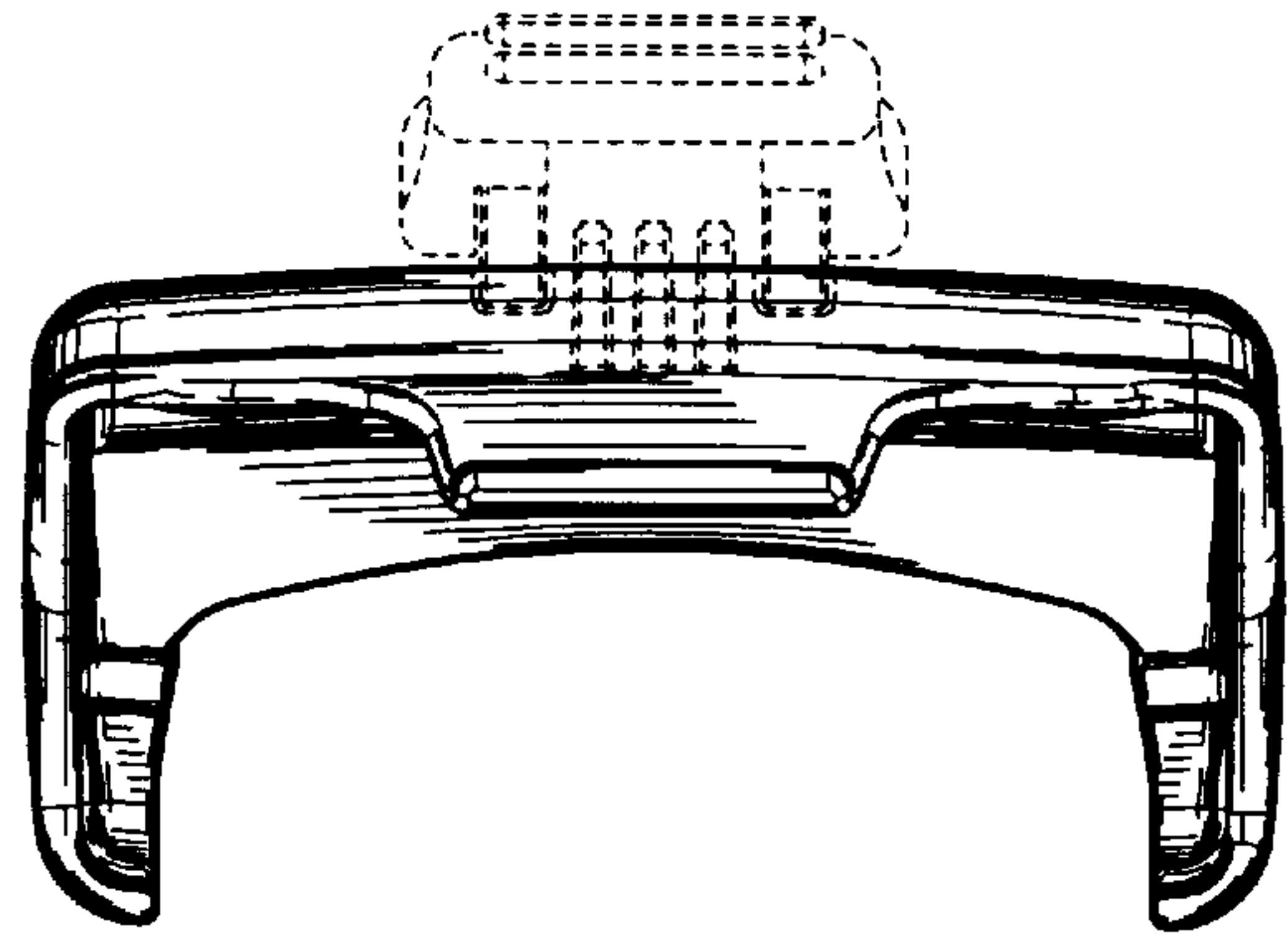


FIG. 2

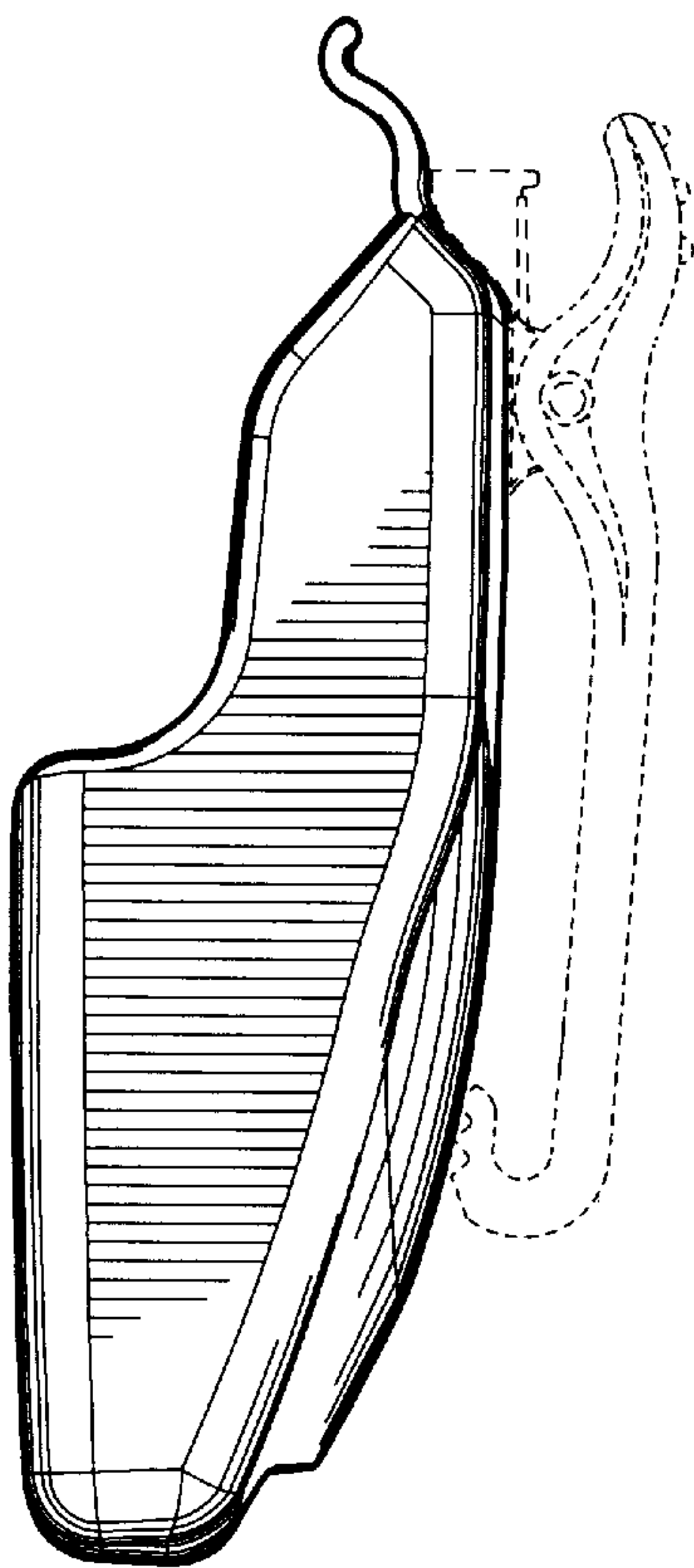


FIG. 3




FIG. 4

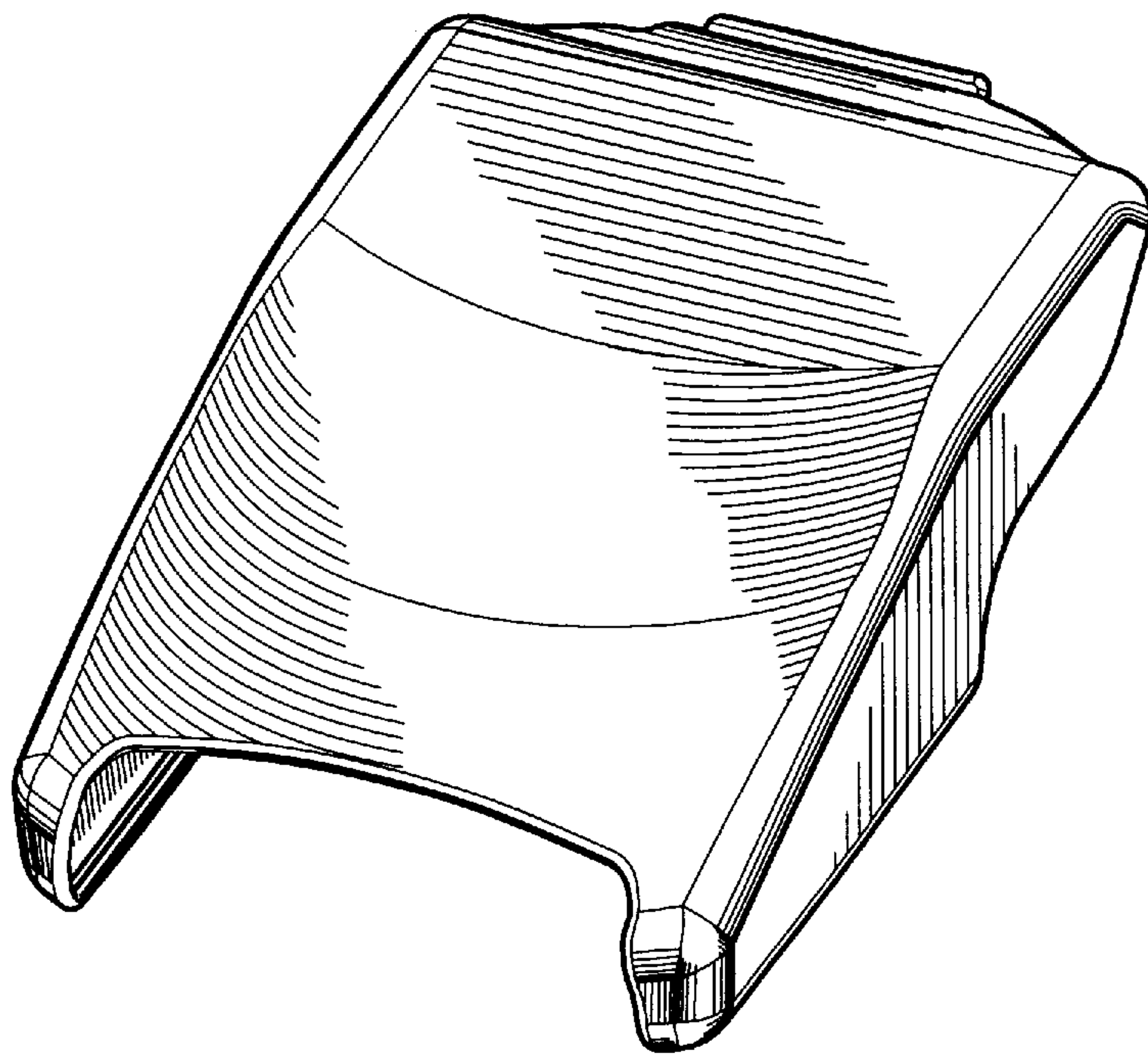


FIG. 5




FIG. 6

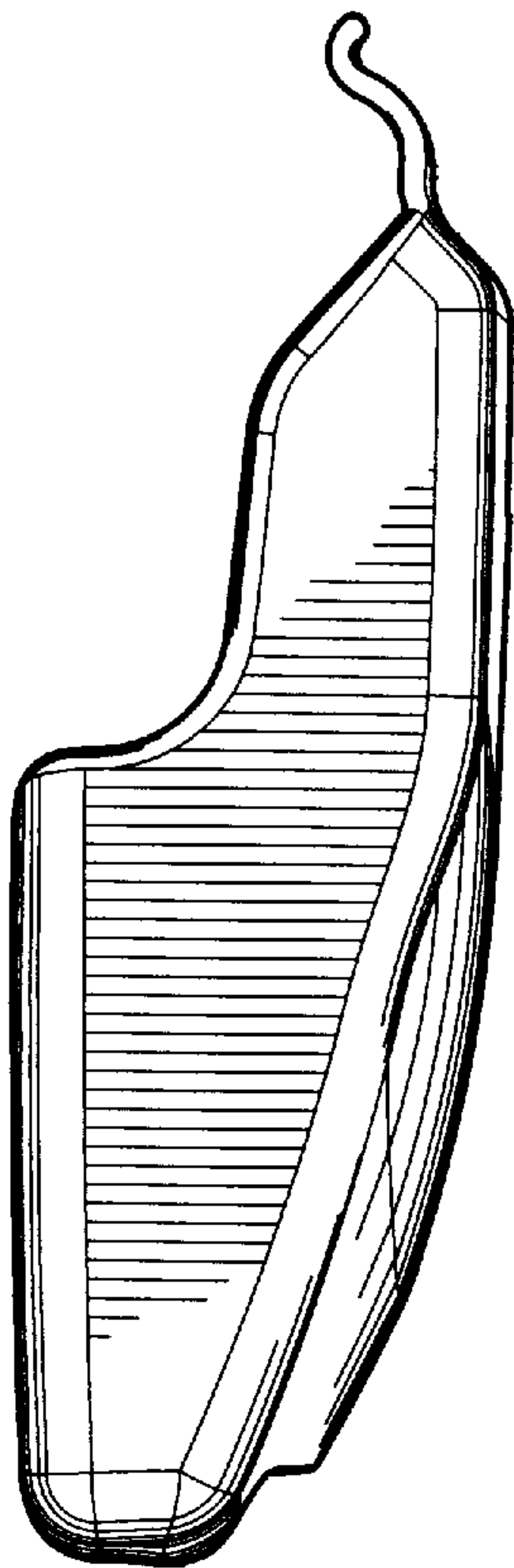


FIG. 7