



US00D406688S

# United States Patent [19]

Winters et al.

[11] Patent Number: **Des. 406,688**

[45] Date of Patent: **\*\*Mar. 16, 1999**

[54] **ATHLETIC FOOTWEAR**

[76] Inventors: **Al Winters**, 2724 Destrahan Apt. A, Harvey, La. 70058; **Thessa Ionians Jacksons**, 1690 Jenkins La., Liberty, Miss. 39645

[\*\*] Term: **14 Years**

[21] Appl. No.: **64,935**

[22] Filed: **Jan. 15, 1997**

[51] **LOC (6) Cl.** ..... **02-04**

[52] **U.S. Cl.** ..... **D2/902; D2/907; D2/944**

[58] **Field of Search** ..... D2/907, 944, 903, D2/956, 969, 970, 902, 916; 36/114, 50.1, 89, 83, 103, 54, 130, 45, 115

[56] **References Cited**

**U.S. PATENT DOCUMENTS**

D. 135,155	3/1943	Huff	.....	D2/916
3,040,451	6/1962	Hilkemeyer	.....	36/130
5,371,957	12/1994	Gaudio	.....	36/50.1

5,463,822	11/1995	Miller	.....	36/50.1
5,564,503	10/1996	Morris	.....	36/50.1
5,596,820	1/1997	Edauw et al.	.....	36/115
5,678,329	10/1997	Griffin et al.	.....	36/50.1
5,692,319	12/1997	Parker et al.	.....	36/114

*Primary Examiner*—Doris V. Coles  
*Attorney, Agent, or Firm*—Terry M Gernstein

[57] **CLAIM**

We claim the ornamental design for an athletic footwear, as shown and described.

**DESCRIPTION**

FIG. 1 is a front, top and side perspective view of the athletic footwear showing my new design; FIG. 2 is a front elevational view thereof; FIG. 3 is a rear elevational view thereof; FIG. 4 is a side elevational view thereof, the side opposite being a mirror image of the side shown in FIG. 4; FIG. 5 is a top plan view thereof; and, FIG. 6 is a bottom plan view thereof.

**1 Claim, 4 Drawing Sheets**

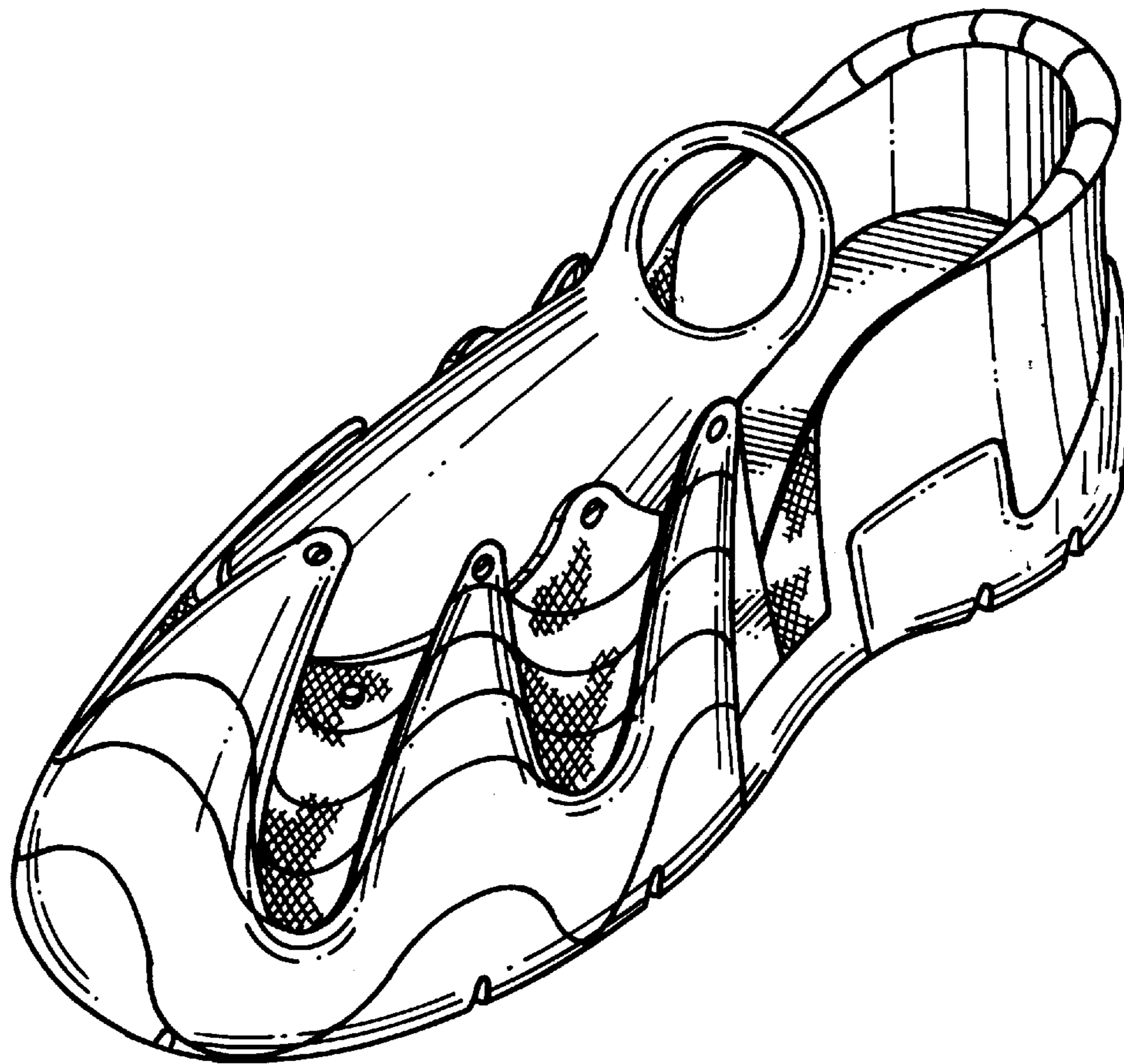
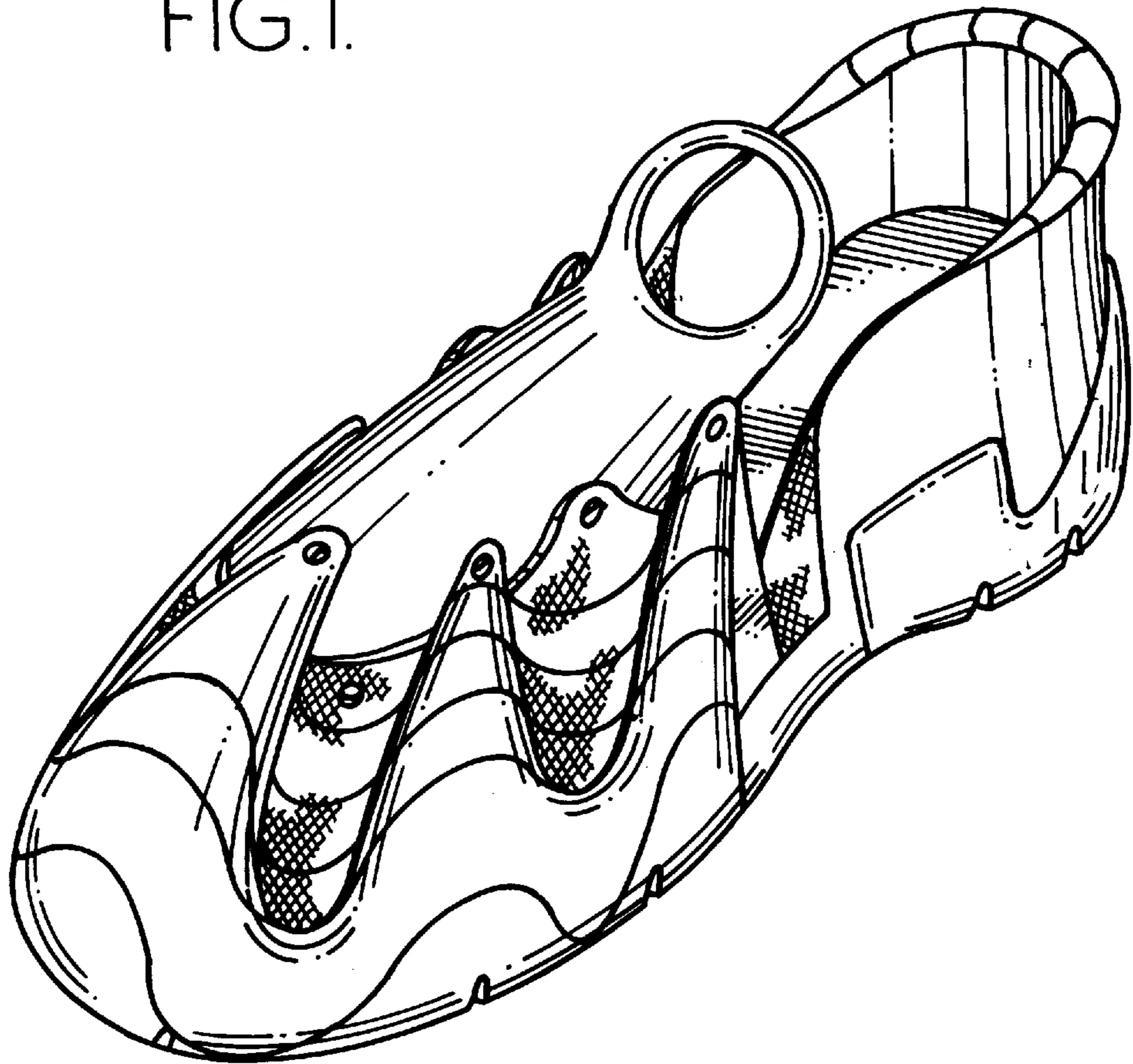


FIG.1.



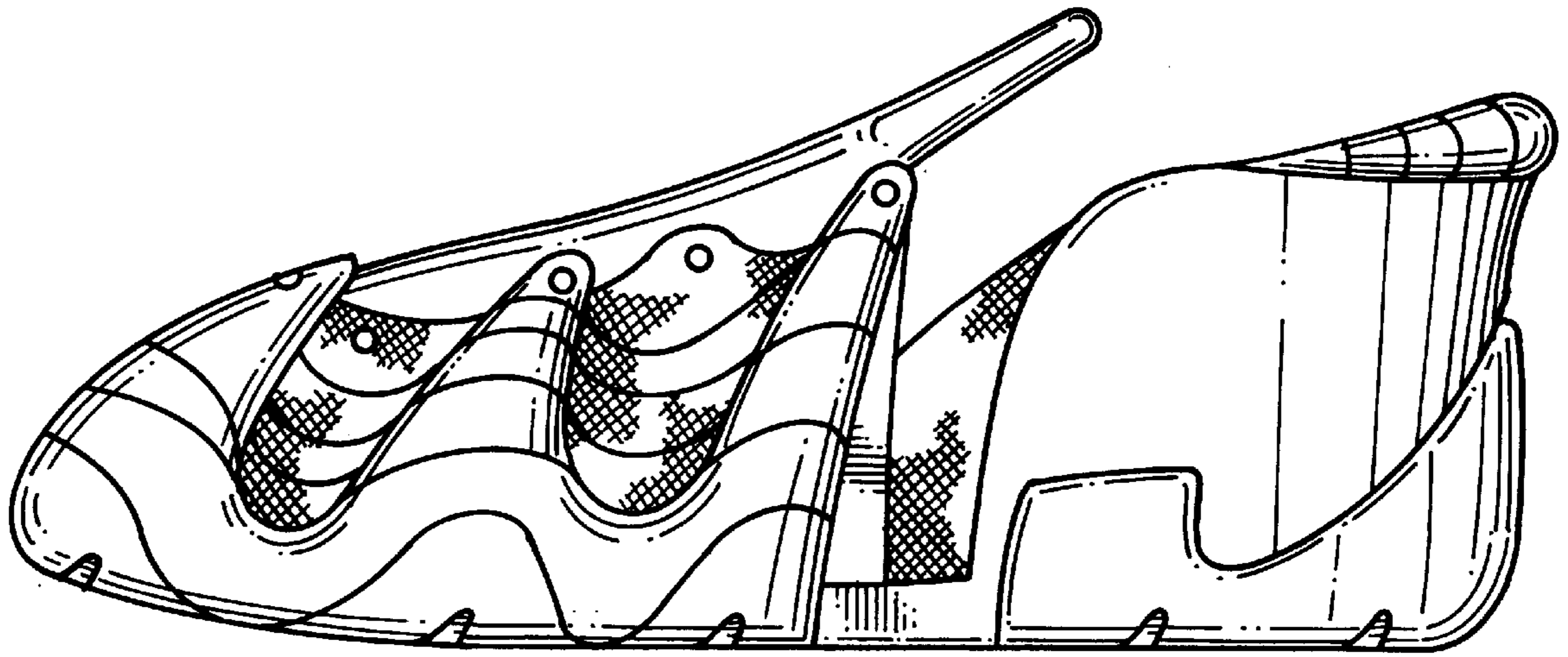
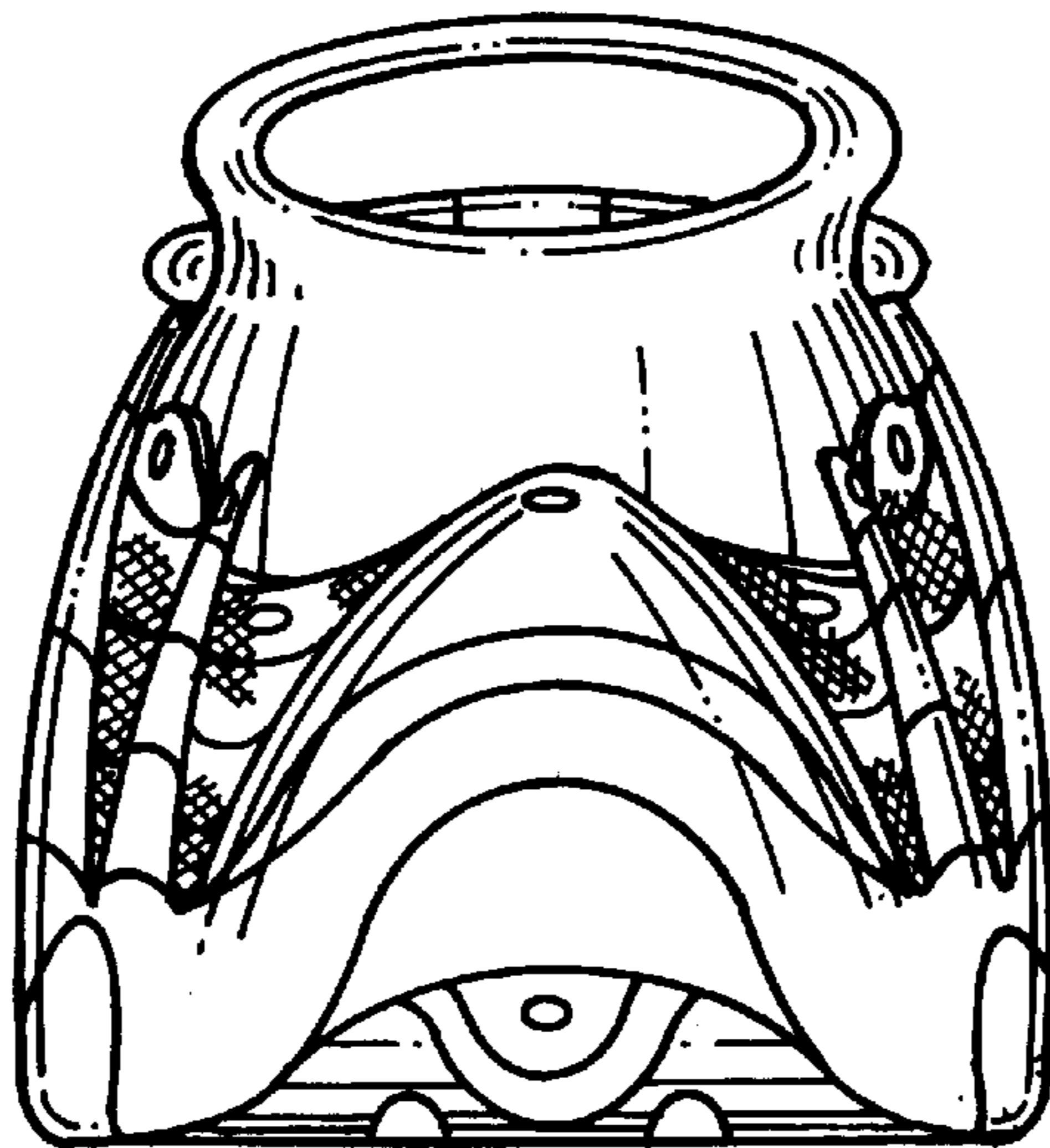


FIG. 4.

FIG. 2.






FIG. 3.

FIG. 5.

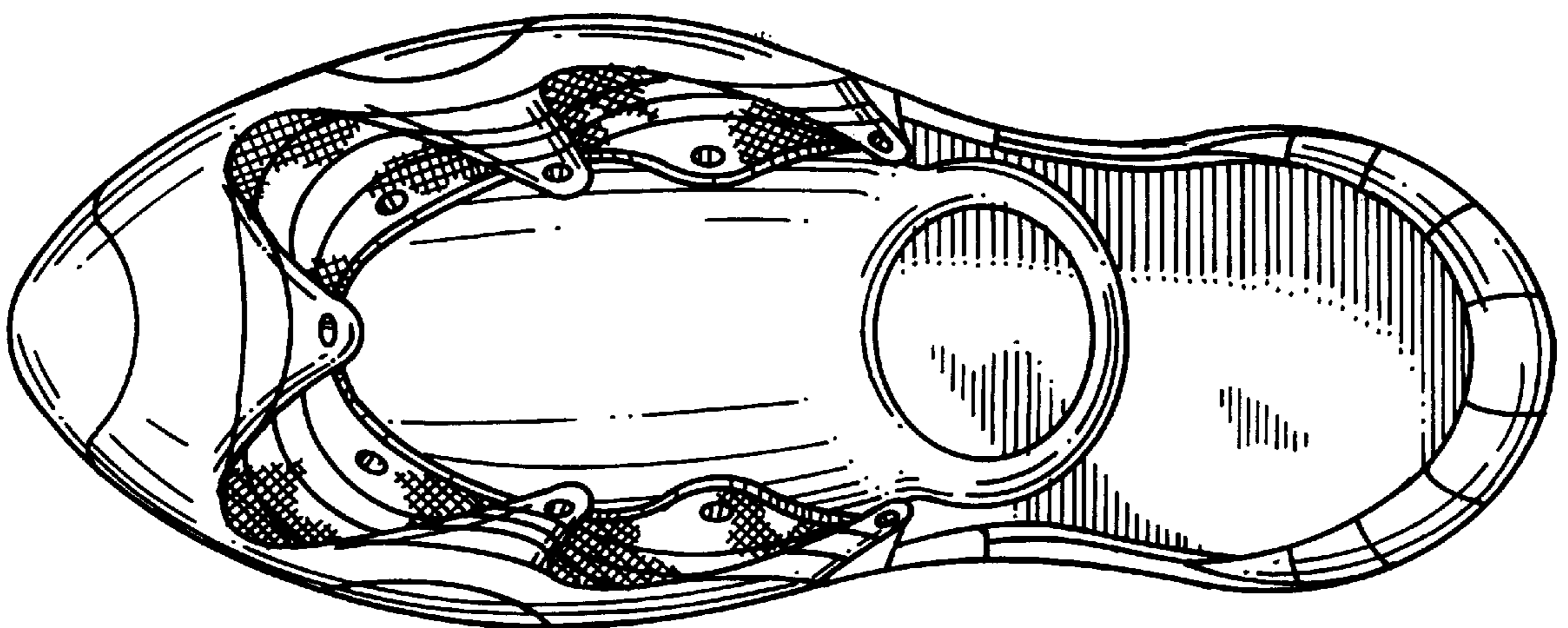




FIG. 6.

