



US00D406681S

United States Patent [19] Kelly et al.

[11] **Patent Number: Des. 406,681**
[45] **Date of Patent: **Mar. 9, 1999**

[54] **RHOMBOIDAL SCRUBBING SPONGE**

1941868 2/1971 Germany 15/244.1

[75] Inventors: **Richard Kelly**, San Francisco; **Michael C. Fryan**, Livermore; **Jeffrey I. Halpern**, San Francisco, all of Calif.

[73] Assignee: **The Clorox Company**, Oakland, Calif.

[**] Term: **14 Years**

[21] Appl. No.: **82,809**

[22] Filed: **Oct. 15, 1997**

Related U.S. Application Data

[63] Continuation of Ser. No. 65,668, Dec. 23, 1996, abandoned, which is a continuation of Ser. No. 39,120, Apr. 22, 1995, abandoned.

[51] **LOC (6) Cl.** **08-05**

[52] **U.S. Cl.** **D32/40**

[58] **Field of Search** D32/40, 35, 43, D32/42; 15/244.1, 244.4, 208, 209.1, 210.1; D28/63

[56] References Cited

U.S. PATENT DOCUMENTS

D. 353,238	12/1994	Francis	D32/42
2,066,420	1/1937	Reysa	D32/40 X
2,133,805	10/1938	Brown	15/244.3 X
2,268,403	12/1941	Kingman	15/244.3 X
2,431,913	12/1947	Bowman	15/209.1 X

FOREIGN PATENT DOCUMENTS

0166060	1/1986	European Pat. Off.	15/209.1
1503834	4/1969	Germany	15/209.1

OTHER PUBLICATIONS

“For all your cleaning needs.” Scotch-Brite free-standing insert (FSI) Ad (1994).

“It’s Mean. It’s Clean. It’s Chore Boy” FSI (1994).

“Nothing cleans up a cookout like Scotch-Brite”, FSI (1994).

“For all your cleaning needs.” O-Cel-O FSI (1994).

Primary Examiner—Susan J. Lucas

Assistant Examiner—Cynthia E. Ramirez

Attorney, Agent, or Firm—Joel J. Hayashida; Mark E. Baze

[57] CLAIM

The ornamental design for a rhomboidal scrubbing sponge, as shown and described.

DESCRIPTION

FIG. 1 is a perspective view of a Rhomboidal scrubbing sponge embodying our new design;

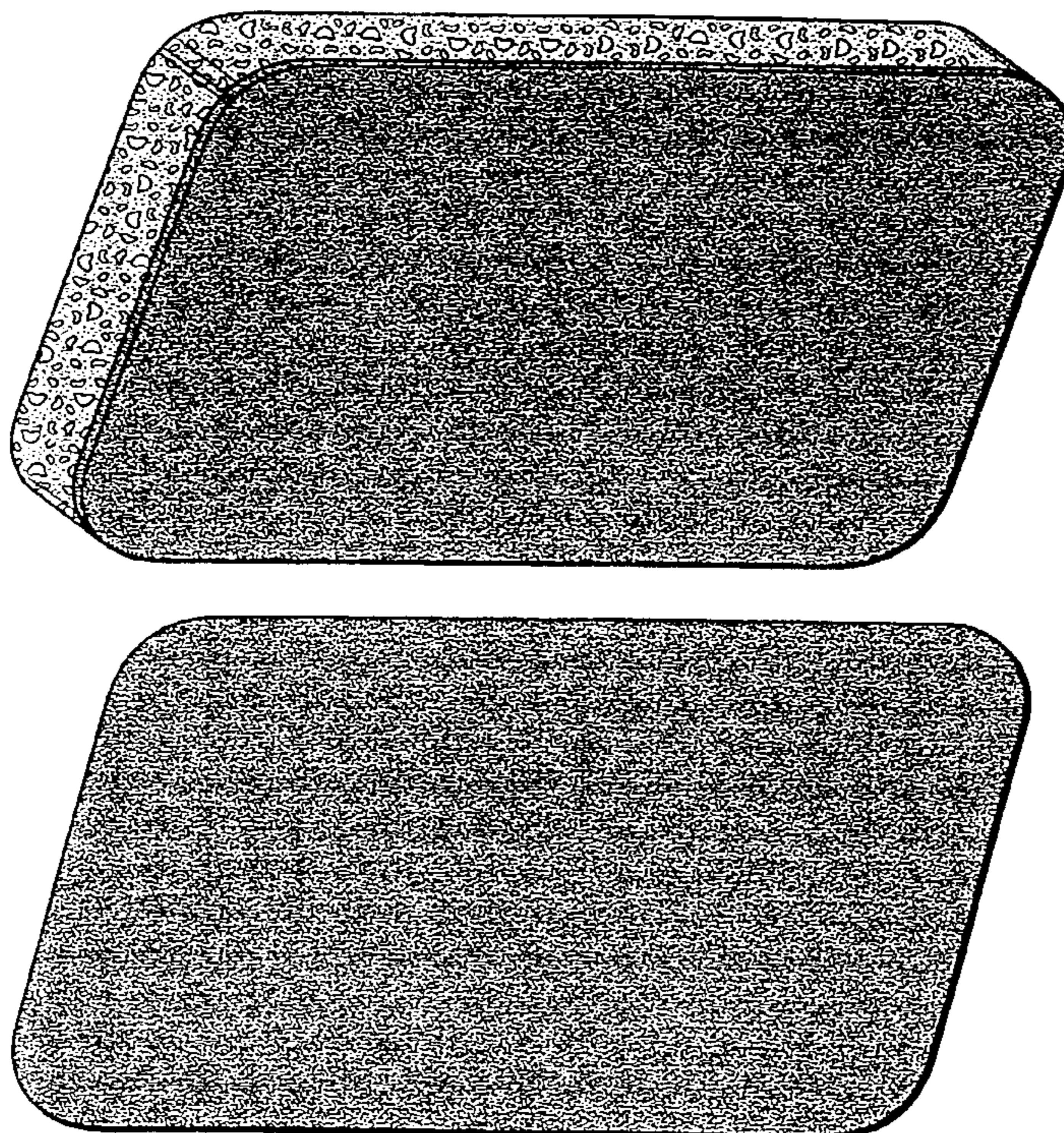
FIG. 2 is a bottom plan view of the Rhomboidal scrubbing sponge of FIG. 1;

FIG. 3 is a top plan view of said Rhomboidal scrubbing sponge;

FIG. 4 is a side elevational view of the long side of said Rhomboidal scrubbing sponge, take by rotating the top surface of said Rhomboidal scrubbing sponge ninety degrees downward from the view of FIG. 3, the side opposite being a mirror image thereof; and,

FIG. 5 is a side elevational view of the short side of said Rhomboidal scrubbing sponge, taken by rotating said sponge ninety degrees to the right of the view of FIG. 4, the side opposite being a mirror image thereof.

1 Claim, 2 Drawing Sheets






FIG. 1




FIG. 2




FIG. 3




FIG. 4




FIG. 5