



US00D406649S

United States Patent [19]
Miyake

[11] **Patent Number: Des. 406,649**

[45] **Date of Patent: **Mar. 9, 1999**

[54] **COVER FOR ELECTRIC FOOT MASSAGER**

3,830,232 8/1974 McNair 601/64

[75] Inventor: **Yoshiyuki Miyake**, Osaka-fu, Japan

Primary Examiner—Stella Reid
Attorney, Agent, or Firm—Burns, Doane, Swecker & Mathis, L.L.P.; William A. Knoeller

[73] Assignee: **Matsushita Electric Works, Ltd.**,
Osaka, Japan

[**] Term: **14 Years**

[57] **CLAIM**

The ornamental design for cover for electric foot massager, as shown and described.

[21] Appl. No.: **80,702**

[22] Filed: **Dec. 15, 1997**

DESCRIPTION

[30] **Foreign Application Priority Data**

Jun. 16, 1997 [JP] Japan 9-58274

FIG. 1 is a perspective view of my new design for a cover for electric foot massager;

FIG. 2 is a front view thereof; the rear view is plain and unornamented and forms no part of the design;

[51] **LOC (6) Cl.** **28-03**

[52] **U.S. Cl.** **D24/212**

FIG. 3 is a left side view thereof;

FIG. 4 is a right side view thereof;

[58] **Field of Search** D24/212, 215,
D24/200; 601/27, 28, 29, 64, 15

FIG. 5 is a top view thereof;

FIG. 6 is a bottom view thereof; and,

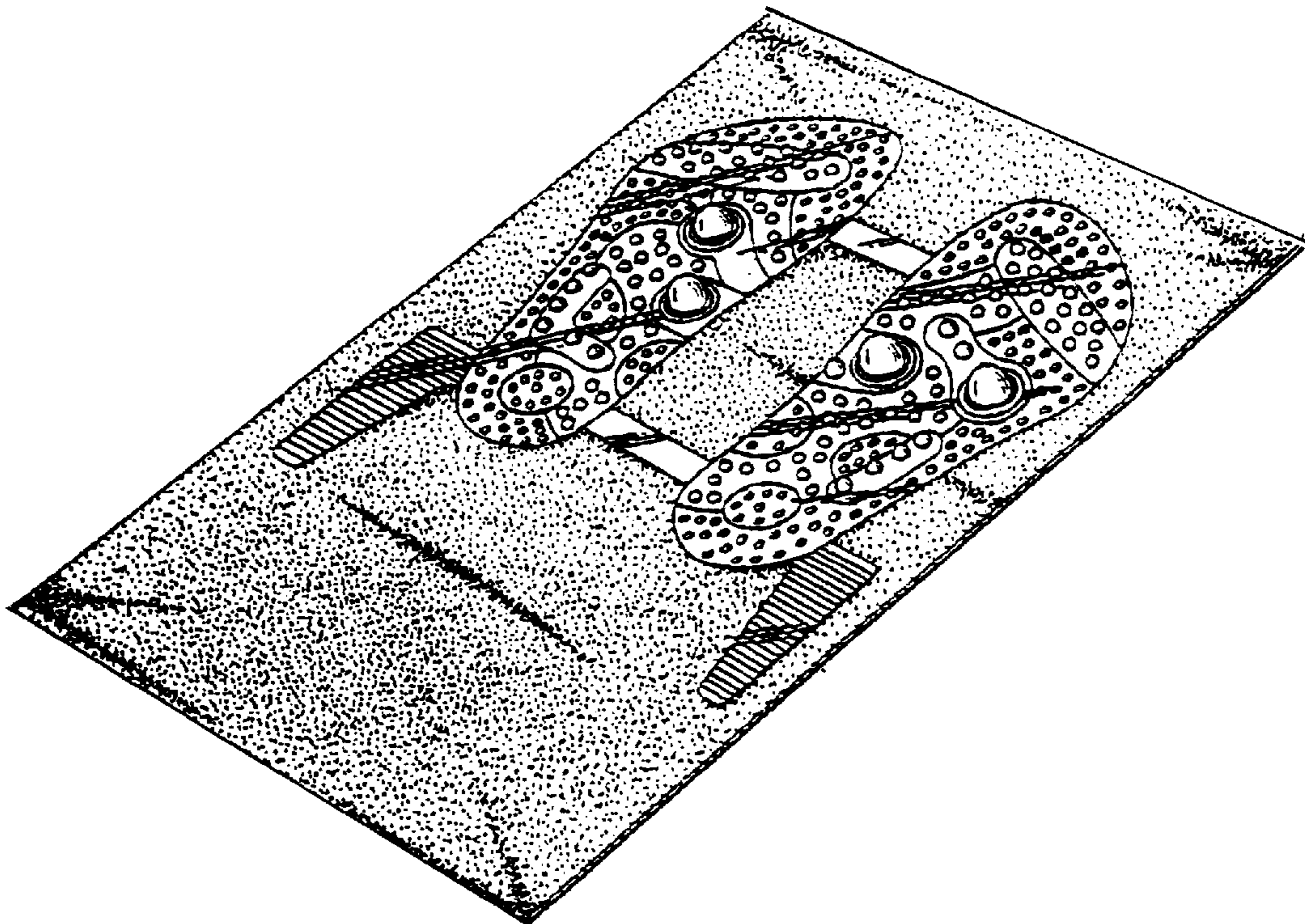
[56] **References Cited**

U.S. PATENT DOCUMENTS

- D. 194,255 12/1962 Altmeyer et al. D24/212
- D. 348,108 6/1994 Kim et al. D24/212
- D. 367,931 3/1996 Shimizu D24/212
- 3,304,935 2/1967 Kennedy et al. 601/27 X

FIG. 7 is a perspective view showing the cover in place on the type of massager upon which it is intended to be used. The broken line showing of the electric foot massager is for illustrative purposes only and forms no part of the claimed design.

1 Claim, 4 Drawing Sheets



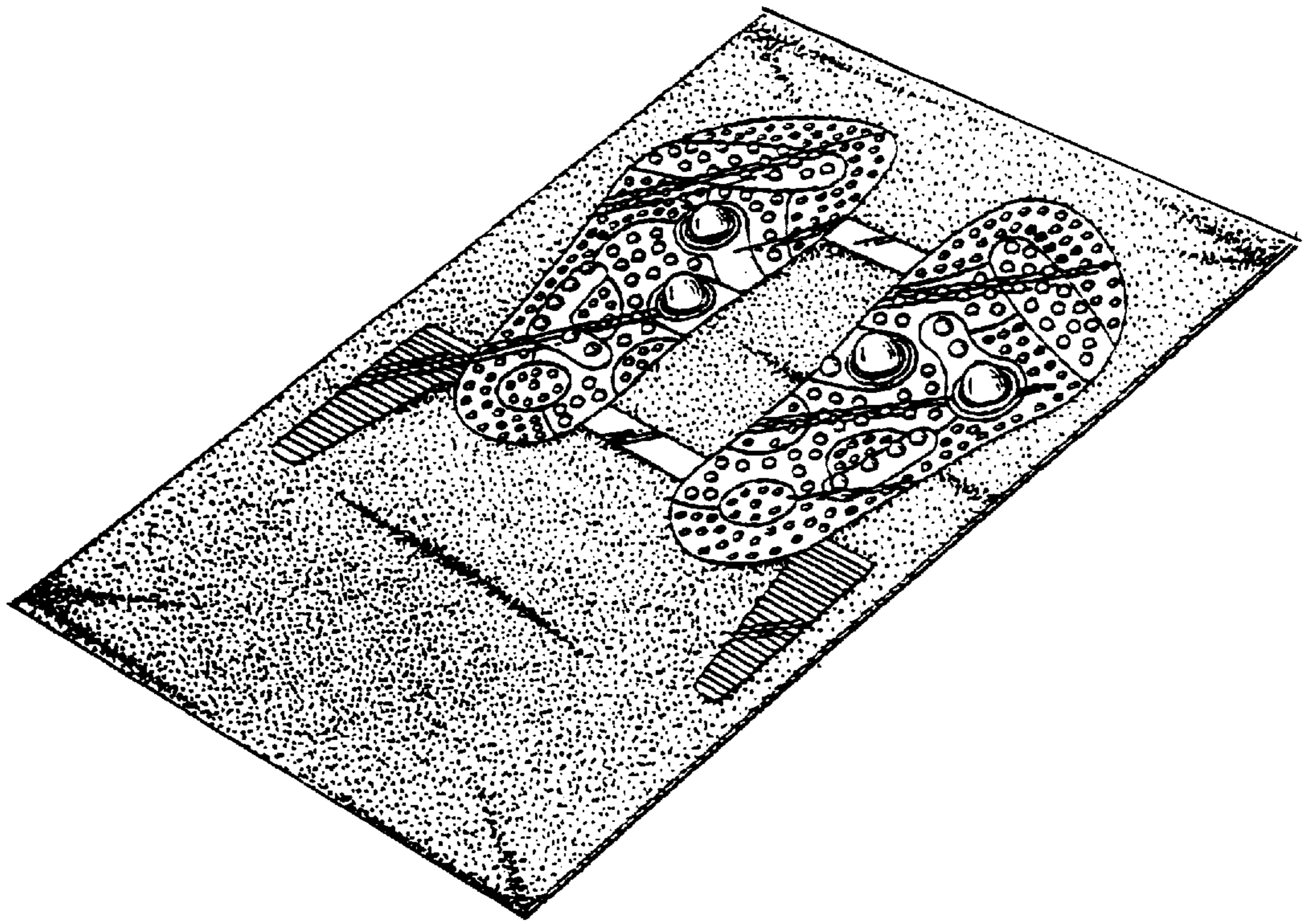


FIG. 1

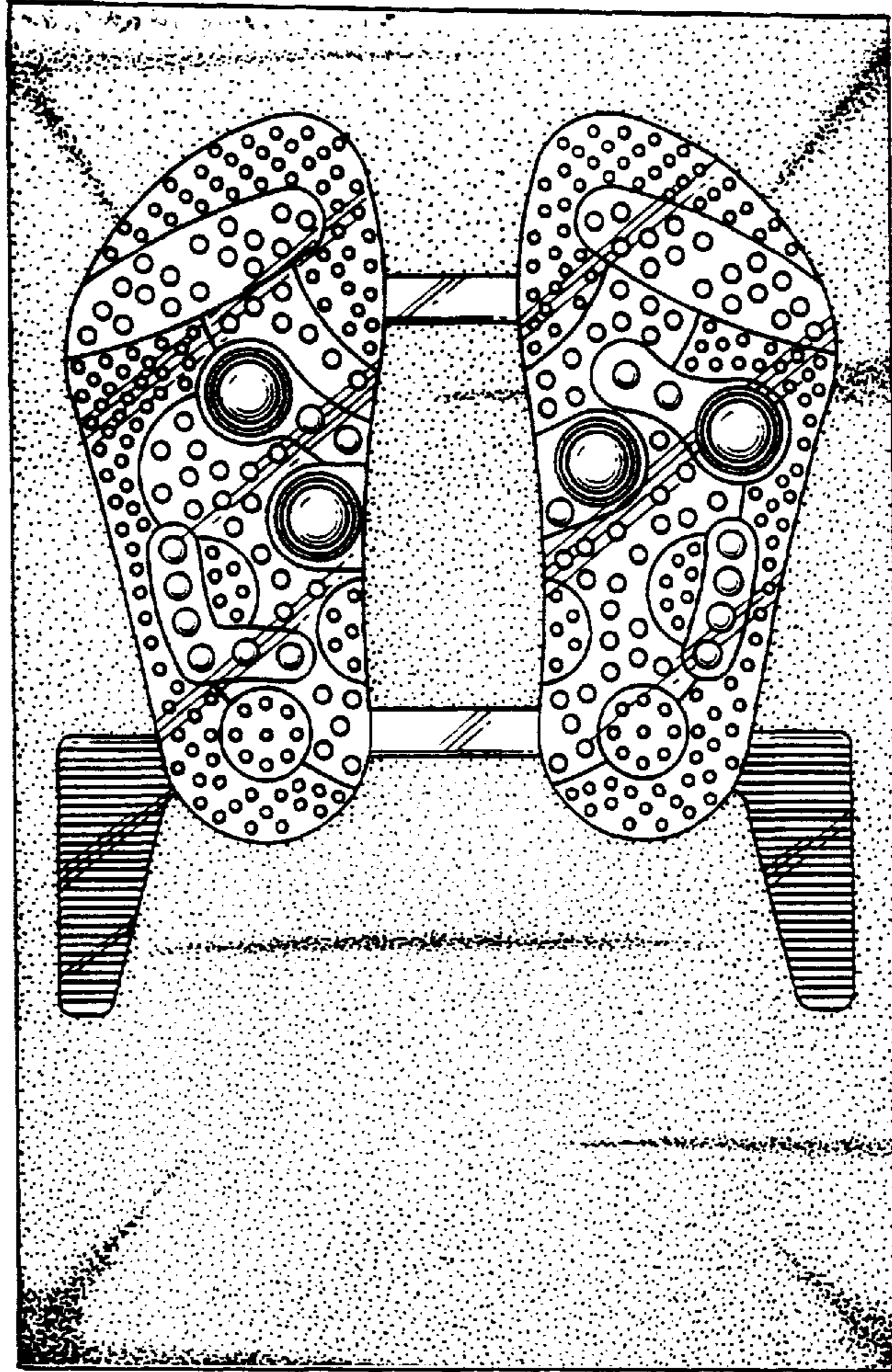


FIG. 2



FIG. 3



FIG. 4



FIG. 5



FIG. 6

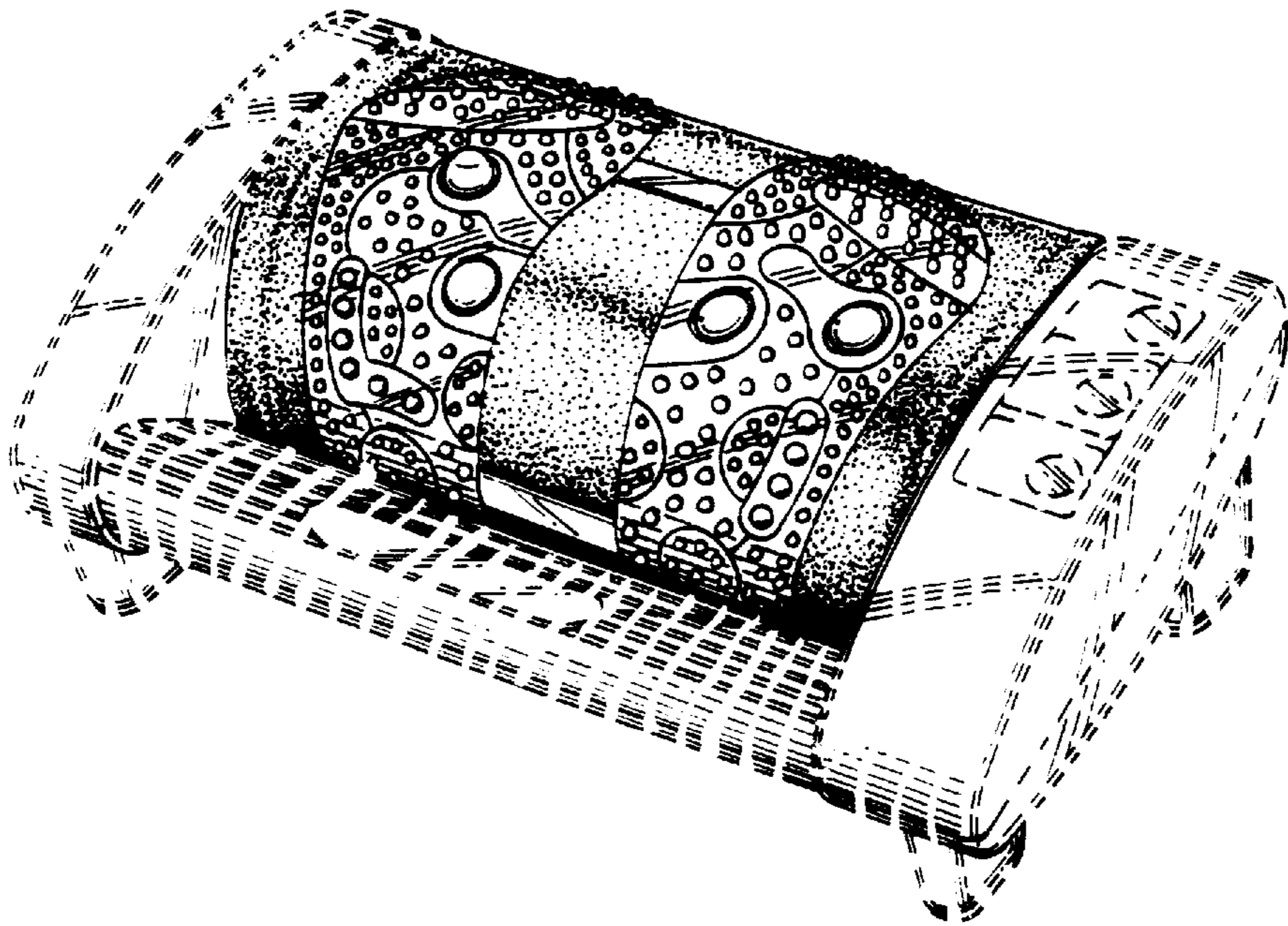


FIG. 7