



US00D406632S

United States Patent [19]
Edgar

[11] **Patent Number: Des. 406,632**

[45] **Date of Patent: **Mar. 9, 1999**

[54] **MOUNT FOR SECURING A SIGHTING LIGHT TO A FIREARM**

[76] Inventor: **Mark S. Edgar**, P.O. Box 399,
Clarkston, Wash. 99403

[**] Term: **14 Years**

[21] Appl. No.: **83,659**

[22] Filed: **Feb. 13, 1998**

[51] **LOC (6) Cl.** **22-01**

[52] **U.S. Cl.** **D22/110; D22/109; D22/108**

[58] **Field of Search** **D22/100, 108,**
D22/109, 110, 199; 42/103; 362/110, 113,
114

[56] **References Cited**

U.S. PATENT DOCUMENTS

D. 203,508	1/1966	Hansen	D22/110
D. 270,748	9/1983	Bechtel	D22/110
D. 281,804	12/1985	Bechtel	D22/110
D. 286,424	10/1986	Ekstrand	362/110
D. 331,442	12/1992	Bechtel	D22/110
D. 331,443	12/1992	Bechtel	D22/110
D. 365,621	12/1995	Coste	D22/109
D. 394,096	5/1998	Edgar	D22/110
894,306	7/1908	Wright	.	
1,215,171	2/1917	Lewis	.	
1,535,459	4/1925	Fredrickson	.	
2,043,430	6/1936	Doe	33/247
2,529,057	11/1950	Teffault	362/110

2,546,242	3/1951	Stinson	240/6.41
3,381,924	5/1968	Gagnier	33/247
4,562,658	1/1986	Govett	33/247 X
4,742,635	5/1988	Ruger et al.	33/245 X
4,777,754	10/1988	Reynolds, Jr.	42/103
4,890,407	1/1990	Nichols	42/103
4,894,941	1/1990	Karow, Jr.	42/103
5,042,186	8/1991	Bechtel	42/103
5,107,612	4/1992	Bechtel	42/103

Primary Examiner—Louis S. Zarfaz
Assistant Examiner—Monica A. Weingart
Attorney, Agent, or Firm—Wells, St. John, Roberts, Gregory & Matkin P.S.

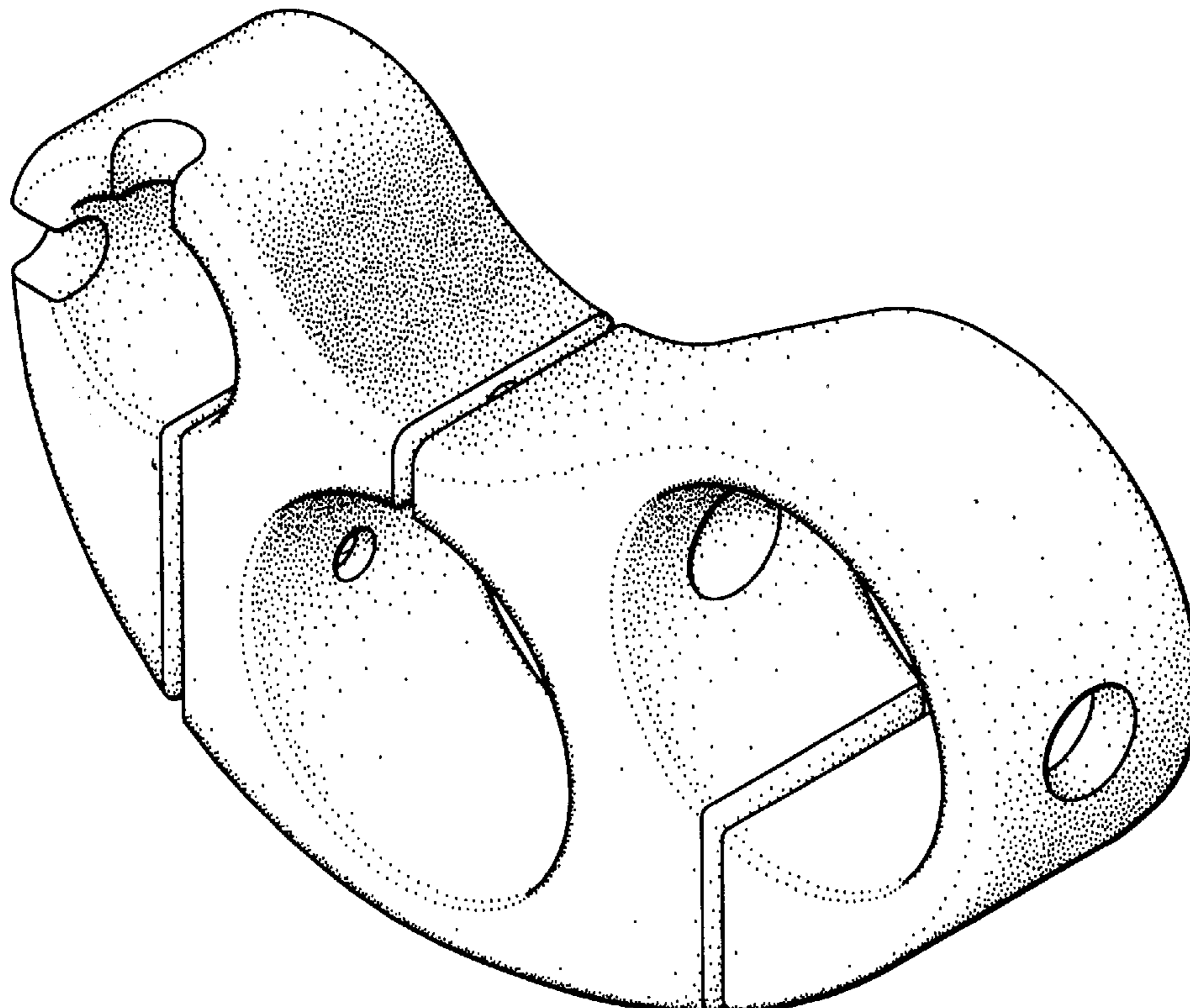
[57] **CLAIM**

The ornamental design for a mount for securing a sighting light to a firearm, as shown and described.

DESCRIPTION

FIG. 1 is a perspective view of a preferred mount for securing a sighting light to a firearm showing my new design;
FIG. 2 is a reduced front elevation view thereof;
FIG. 3 is a rear elevation view thereof;
FIG. 4 is a left end elevation thereof as viewed from the left in FIG. 2;
FIG. 5 is a right end elevation thereof as viewed from the right in FIG. 2;
FIG. 6 is a top plan view thereof; and,
FIG. 7 is a bottom plan view thereof.

1 Claim, 2 Drawing Sheets



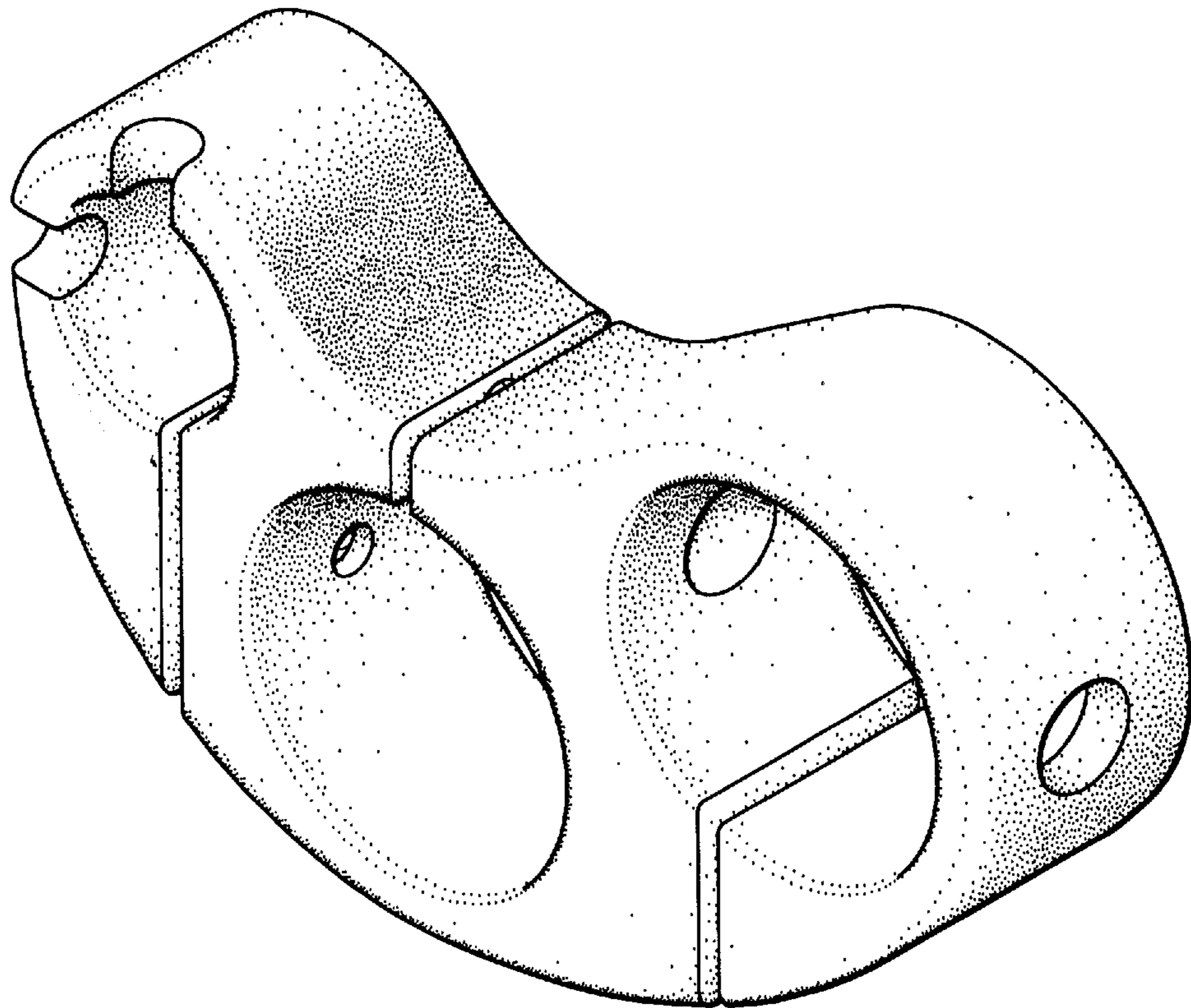


Fig. 1




FIG. 1




FIG. 2

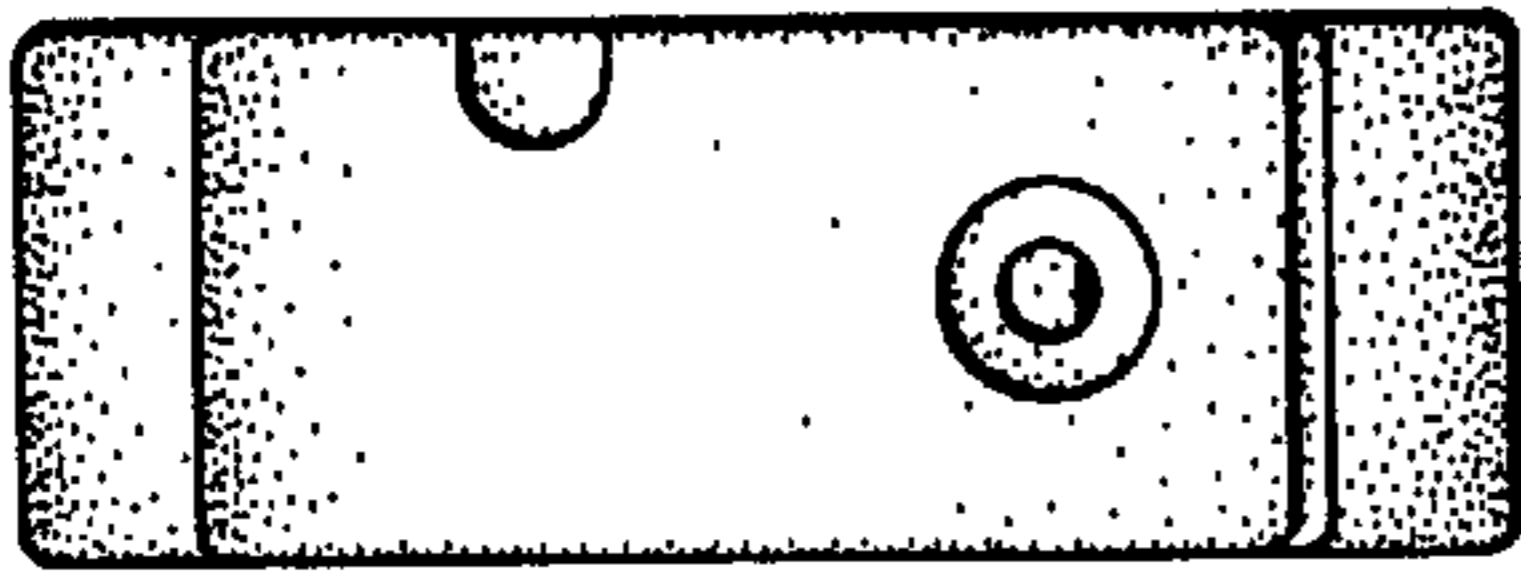


FIG. 3

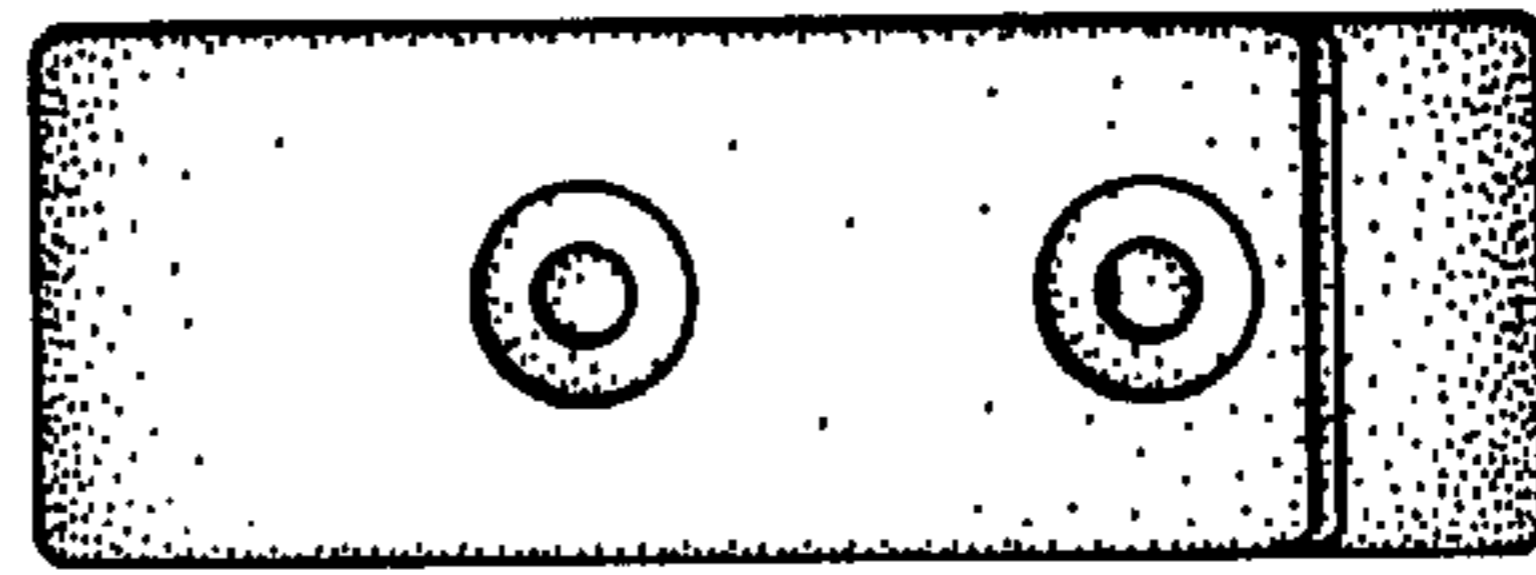


FIG. 4

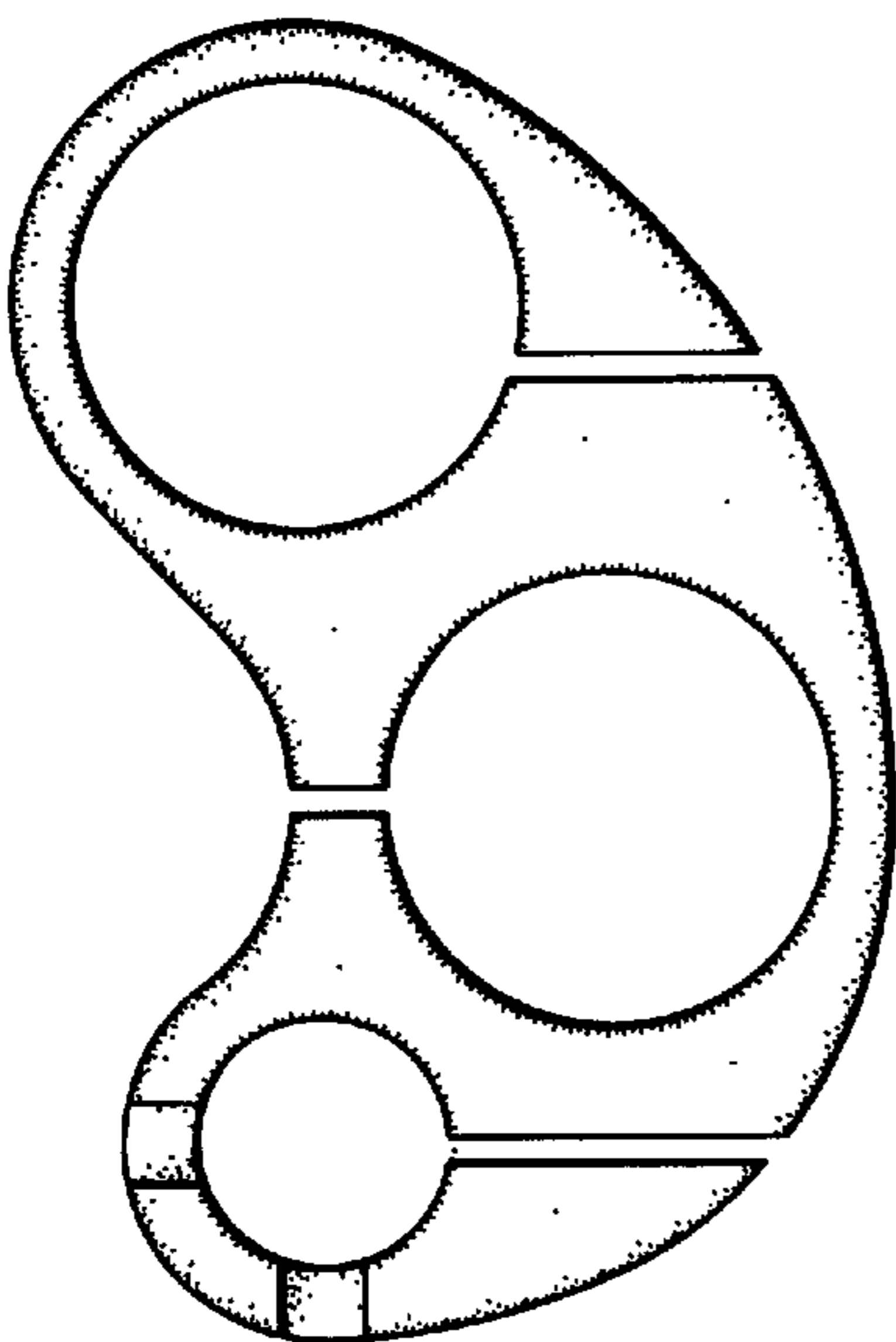


FIG. 5

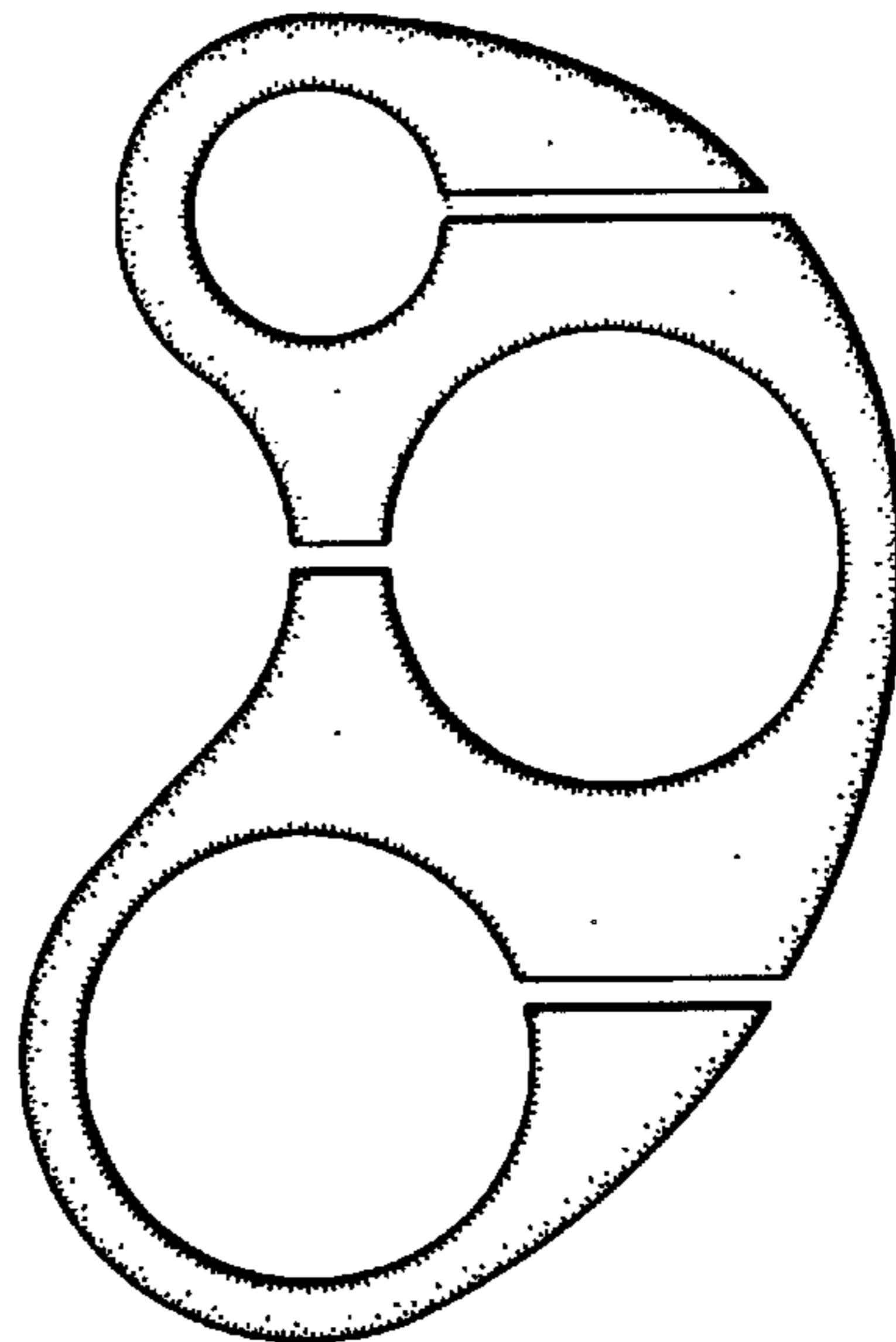


FIG. 6