



US00D406608S

# United States Patent [19] Gill

[11] **Patent Number: Des. 406,608**

[45] **Date of Patent: \*\*Mar. 9, 1999**

[54] **ELECTRICAL OUTLET SAFETY WRAP**

*Assistant Examiner—Jennifer Rivard*

[76] Inventor: **Fred R Gill**, 88 Madison St., Newton, N.J. 07860

[57] **CLAIM**

The ornamental design for a electrical outlet safety wrap, as shown and described.

[\*\*] Term: **14 Years**

### DESCRIPTION

[21] Appl. No.: **84,901**

FIG. 1 is a top plan view of the electrical outlet safety wrap of the present invention;

[22] Filed: **Mar. 12, 1998**

FIG. 2 is a bottom plan view of the electrical outlet safety wrap of FIG. 1;

[51] **LOC (6) Cl. .... 19-08**

[52] **U.S. Cl. .... D20/22**

[58] **Field of Search .... D20/10, 22, 27; 40/662, 316, 360, 628, 631, 632, 663, 664, 665, 669, 299.01; 292/307 R, 317, 307 A; 24/20 EE, 20 R**

FIG. 3 is a left side elevation view of the electrical outlet safety wrap of FIG. 1;

FIG. 4 is a right side elevation view of the electrical outlet safety wrap of FIG. 1;

FIG. 5 is a front elevation view of the electrical outlet safety wrap of FIG. 1;

FIG. 6 is a back elevation view of the electrical outlet safety wrap of FIG. 1; and,

FIG. 7 is a top, front, left side perspective view of the electrical outlet safety wrap of FIG. 1.

The broken lines are shown for illustrative purposes only and form no part of the claimed design.

### [56] **References Cited**

#### U.S. PATENT DOCUMENTS

4,896,402	1/1990	Jansen et al. ....	24/20 R
5,001,816	3/1991	Oetiker ....	24/20 EE
5,042,181	8/1991	Fortsch ....	40/316
5,524,945	6/1996	Georgopoulos et al. ....	292/307 A

*Primary Examiner—Susan J. Lucas*

**1 Claim, 3 Drawing Sheets**

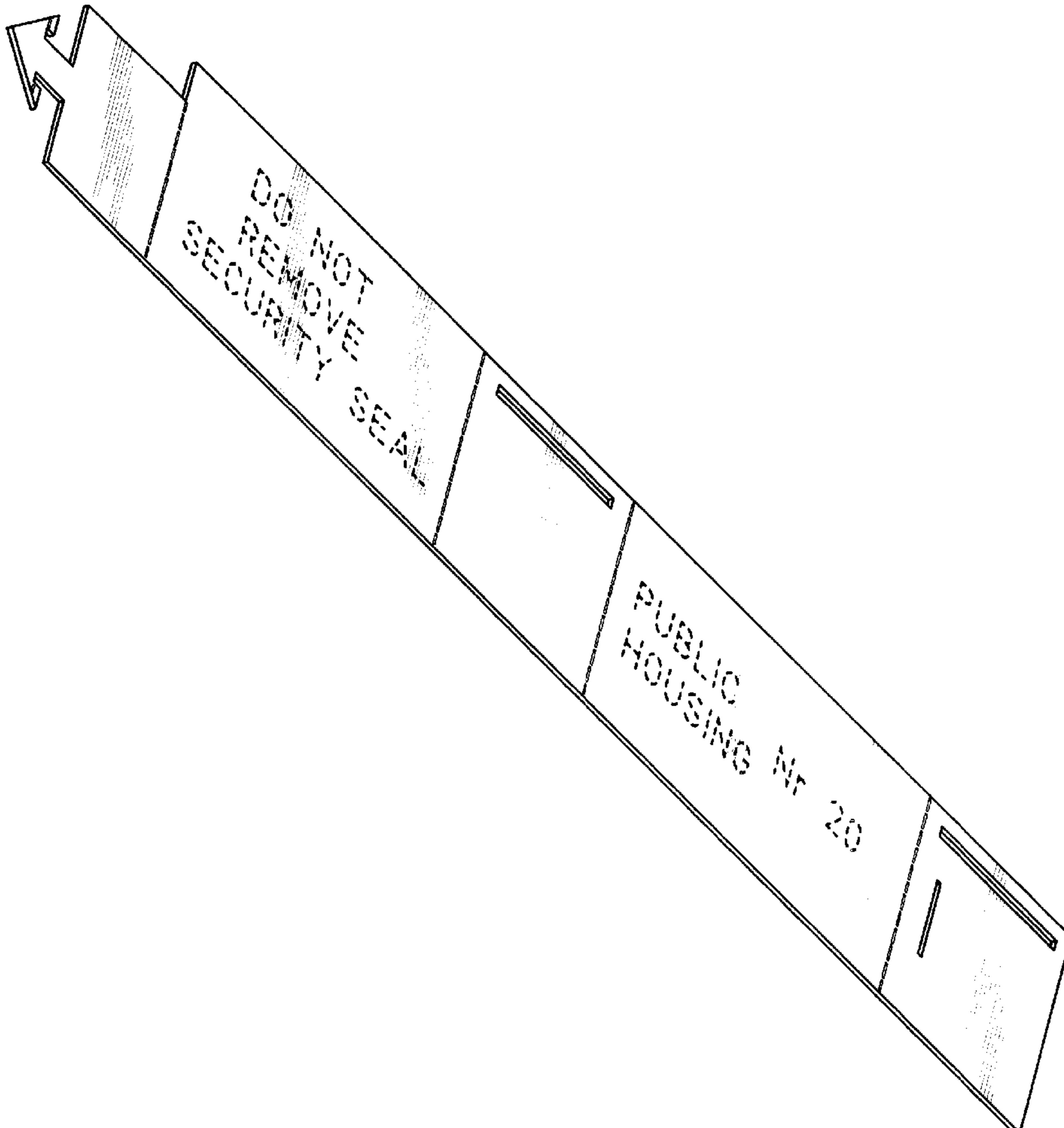


FIG. 1

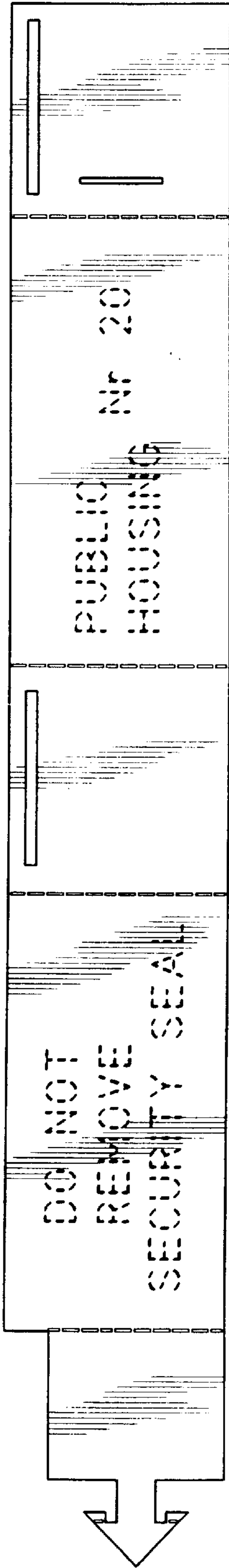




FIG. 2



*FIG. 4*



*FIG. 3*



*FIG. 5*



*FIG. 6*



FIG. 7

