



US00D406602S

United States Patent [19]

Karten

[11] Patent Number: Des. 406,602

[45] Date of Patent: **Mar. 9, 1999

[54] **PATTERNED EMBOSSED SPINE PANEL AND COVER FOR RING BINDER**

[75] Inventor: **Stuart Allan Karten**, Venice, Calif.

[73] Assignee: **Avery Dennison Corporation**

[**] Term: **14 Years**

[21] Appl. No.: **84,215**

[22] Filed: **Feb. 26, 1998**

[51] **LOC (6) Cl.** **19-04**

[52] **U.S. Cl.** **D19/27; D19/26; D19/32; D19/99**

[58] **Field of Search** **D19/26, 27, 32, D19/33, 1, 2, 6, 99, 100; 281/3.1, 15.1, 19.1, 20, 21.1, 22, 27.1-27.3, 28, 29, 36, 37, 38, 45, 51; 402/3, 4, 79, 80 R**

[56] **References Cited**

U.S. PATENT DOCUMENTS

D. 193,703	10/1962	Price	D19/27
D. 312,278	11/1990	Moor	D19/26 X
D. 354,768	1/1995	Muller et al.	D19/27
2,436,579	2/1948	Kritchman	150/104
3,335,508	8/1967	Hummel	402/3 X

3,335,510 8/1967 Littler 402/3 X

Primary Examiner—Martie K. Holtje
Attorney, Agent, or Firm—Oppenheimer Wolff & Donnelly LLP

[57] **CLAIM**

The ornamental design for a patterned embossed spine panel and cover for ring binder, as shown and described.

DESCRIPTION

FIG. 1 is a front perspective view from the right side of my patterned embossed spine panel and cover for ring binder; FIG. 2 is a front elevational view thereof; FIG. 3 is a top view thereof, with the bottom view being the mirror image thereof; FIG. 4 is a right side elevational view thereof; FIG. 5 is a cross-sectional view taken along line 5—5 of FIG. 2; and, FIG. 6 is a cross-sectional view taken along line 6—6 of FIG. 4.

The remainder of the ring binder notebook structure depicted by means of broken lines in FIGS. 1 and 3 has been shown for illustrative purposes only and forms no part of the claimed design.

1 Claim, 4 Drawing Sheets

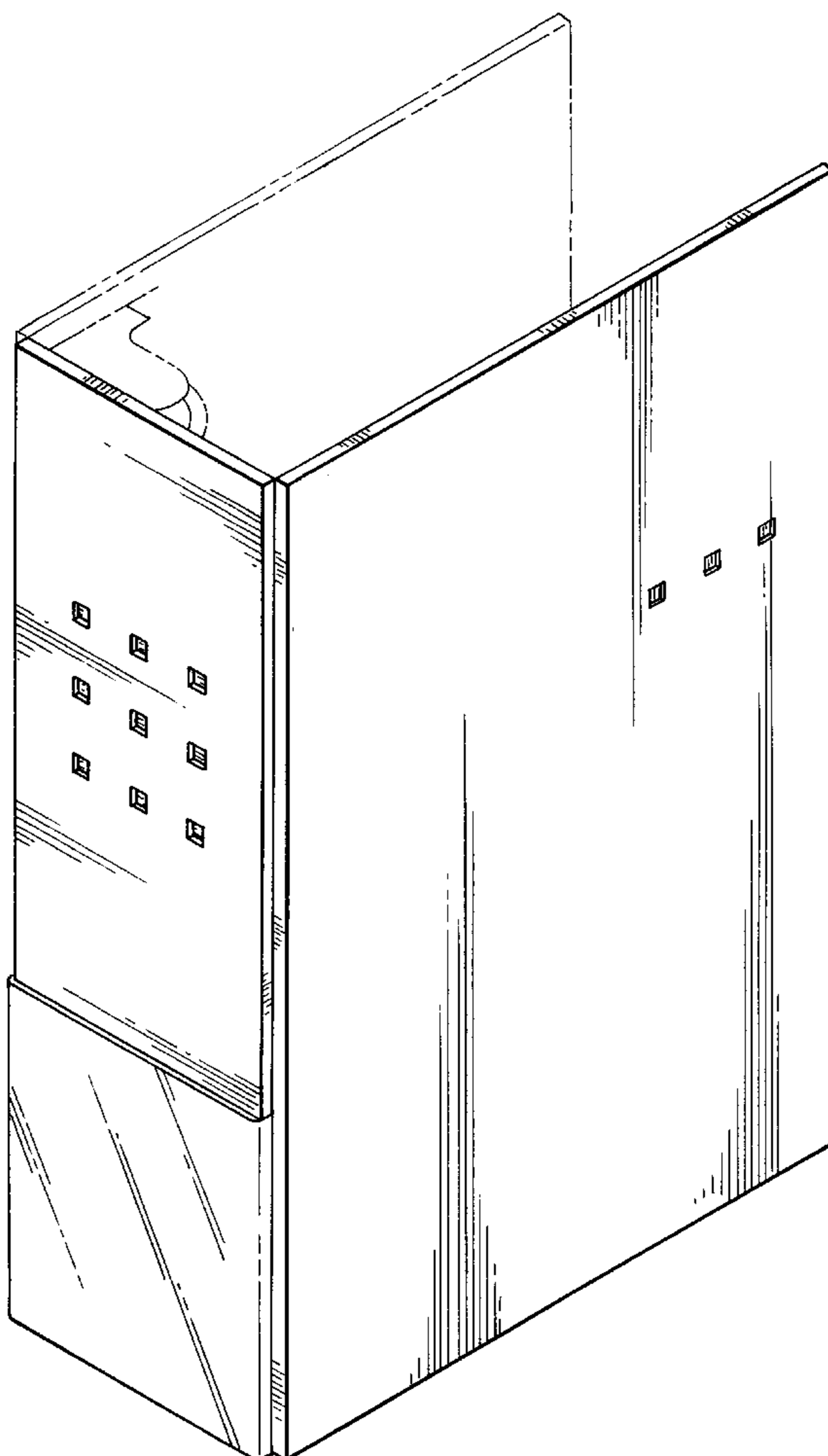
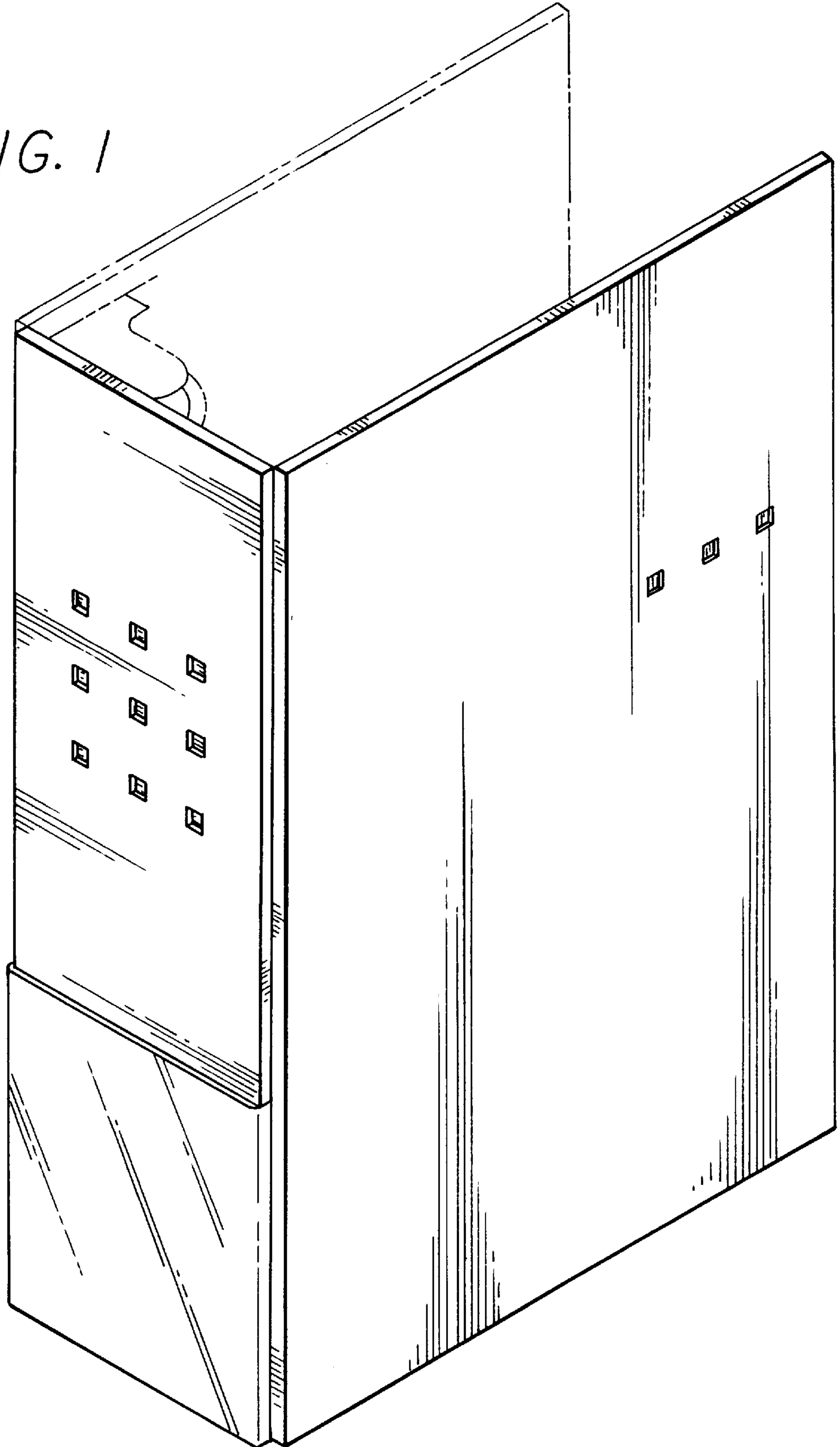
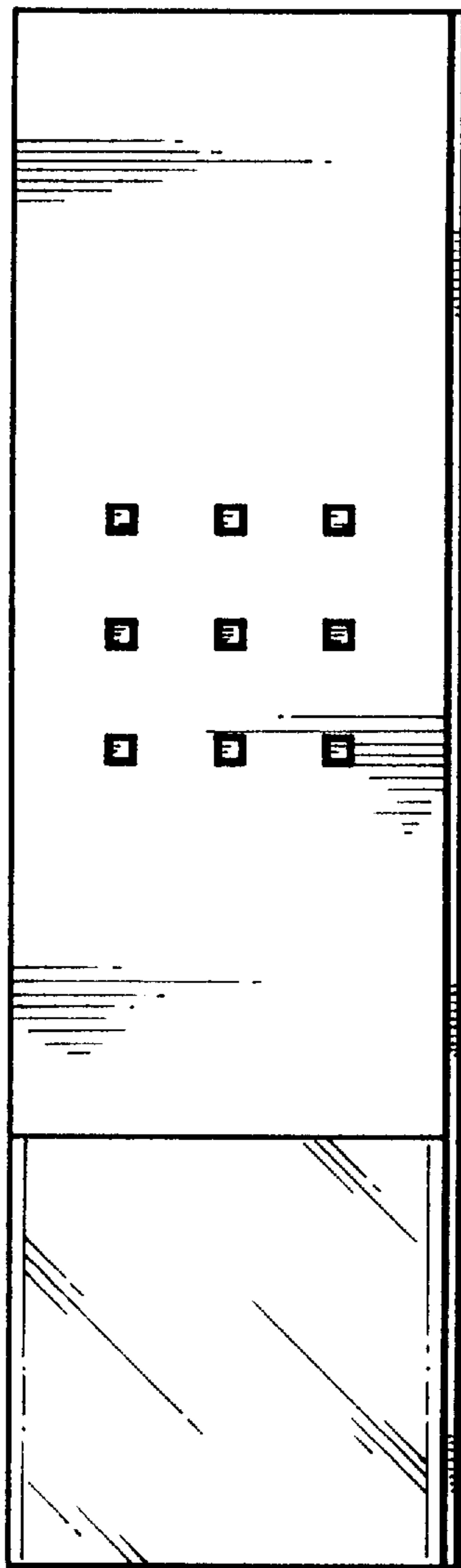


FIG. 1





5
↑

FIG. 2

5
↑

FIG. 3




FIG. 4

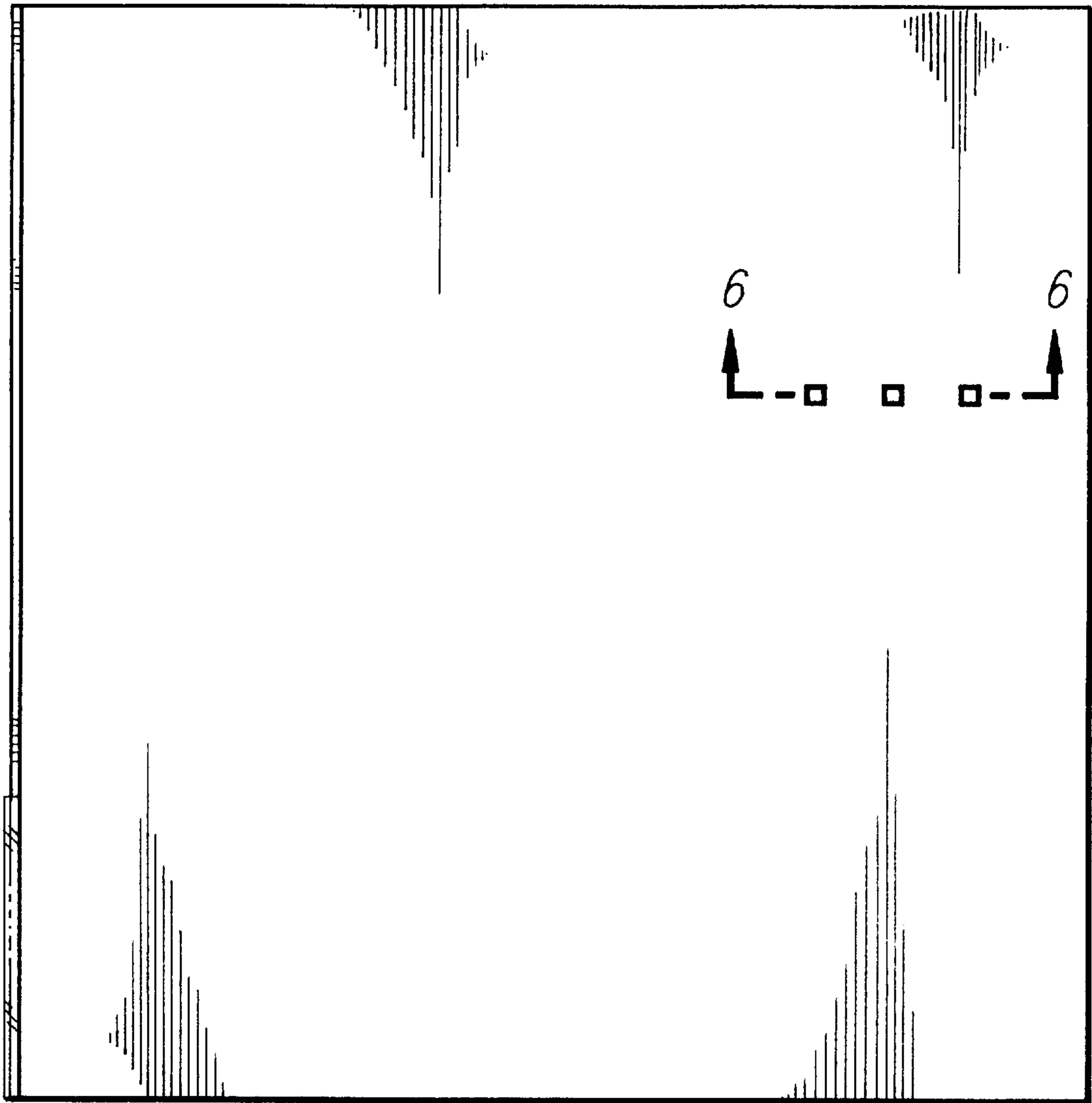


FIG. 5



FIG. 6

