



US00D406587S

United States Patent [19]

Wicks et al.

[11] Patent Number: **Des. 406,587**

[45] Date of Patent: ****Mar. 9, 1999**

[54] **CELLULAR TELEPHONE WITH FOLD-OUT KEYBOARD**

[75] Inventors: **James E. Wicks**, San Francisco, Calif.;
Yutaka Hasegawa, Edgewater, N.J.

[73] Assignees: **Sony Corporation**, Tokyo, Japan; **Sony Electronics, Inc.**, Park Ridge, N.J.

[**] Term: **14 Years**

[21] Appl. No.: **86,822**

[22] Filed: **Apr. 6, 1998**

Related U.S. Application Data

[63] Continuation-in-part of Ser. No. 68,460, Feb. 28, 1997, abandoned.

[51] **LOC (6) Cl.** **14-03**

[52] **U.S. Cl.** **D14/138**

[58] **Field of Search** D14/137, 138,
D14/147-148, 247-248, 250, 240, 140-142;
379/433, 434, 419, 420, 428, 440; 455/550-575,
90

[56] References Cited

U.S. PATENT DOCUMENTS

D. 319,234	8/1991	Konno et al.	D14/147
D. 337,581	7/1993	Soren et al.	D14/138
D. 337,764	7/1993	Paton et al.	D14/138
D. 339,802	9/1993	Furuya et al.	D14/138
D. 350,744	9/1994	Hino	D14/138

D. 377,341	1/1997	Imai et al.	D14/138 X
5,197,091	3/1993	Takagi et al.	379/433 X
5,504,813	4/1996	Takasaki	379/433
5,555,449	9/1996	Kim	455/90 X
5,584,054	12/1996	Tyneski et al.	455/90 X
5,630,211	5/1997	Nagai	455/575
5,715,311	2/1998	Sudo et al.	379/428
5,749,057	5/1998	Takagi	455/569

Primary Examiner—Jeffrey Asch
Attorney, Agent, or Firm—Ronald P. Kananen

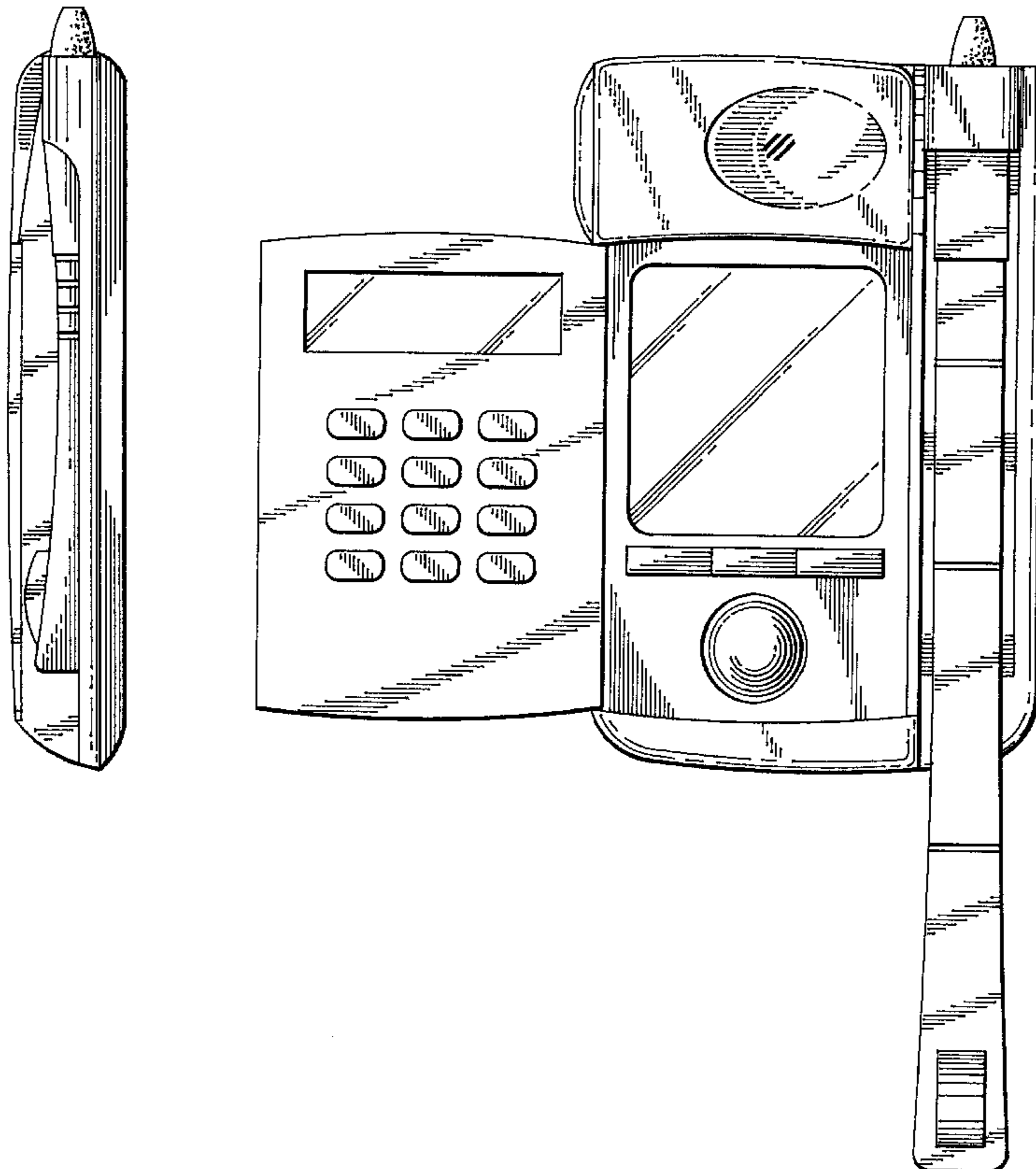
[57] CLAIM

The ornamental design for a cellular telephone with fold-out keyboard, as shown and described.

DESCRIPTION

FIG. 1 is a front view of a cellular telephone with a fold-out keyboard according to our new design in its closed position; FIG. 2 is a right side view of the cellular telephone of FIG. 1; FIG. 3 is a bottom view of the cellular telephone of FIG. 1; FIG. 4 is a top view of the cellular telephone of FIG. 1 taken from the rear view; FIG. 5 is a rear view of the cellular telephone of FIG. 1; FIG. 6 is a right side view of the cellular telephone of FIG. 1; FIG. 7 is a front view of the cellular telephone of FIG. 1 with the fold-out keyboard in its extended position and its microphone extended; FIG. 8 is a bottom view of FIG. 7; and, FIG. 9 is a right side view of the keyboard of FIG. 7.

1 Claim, 4 Drawing Sheets



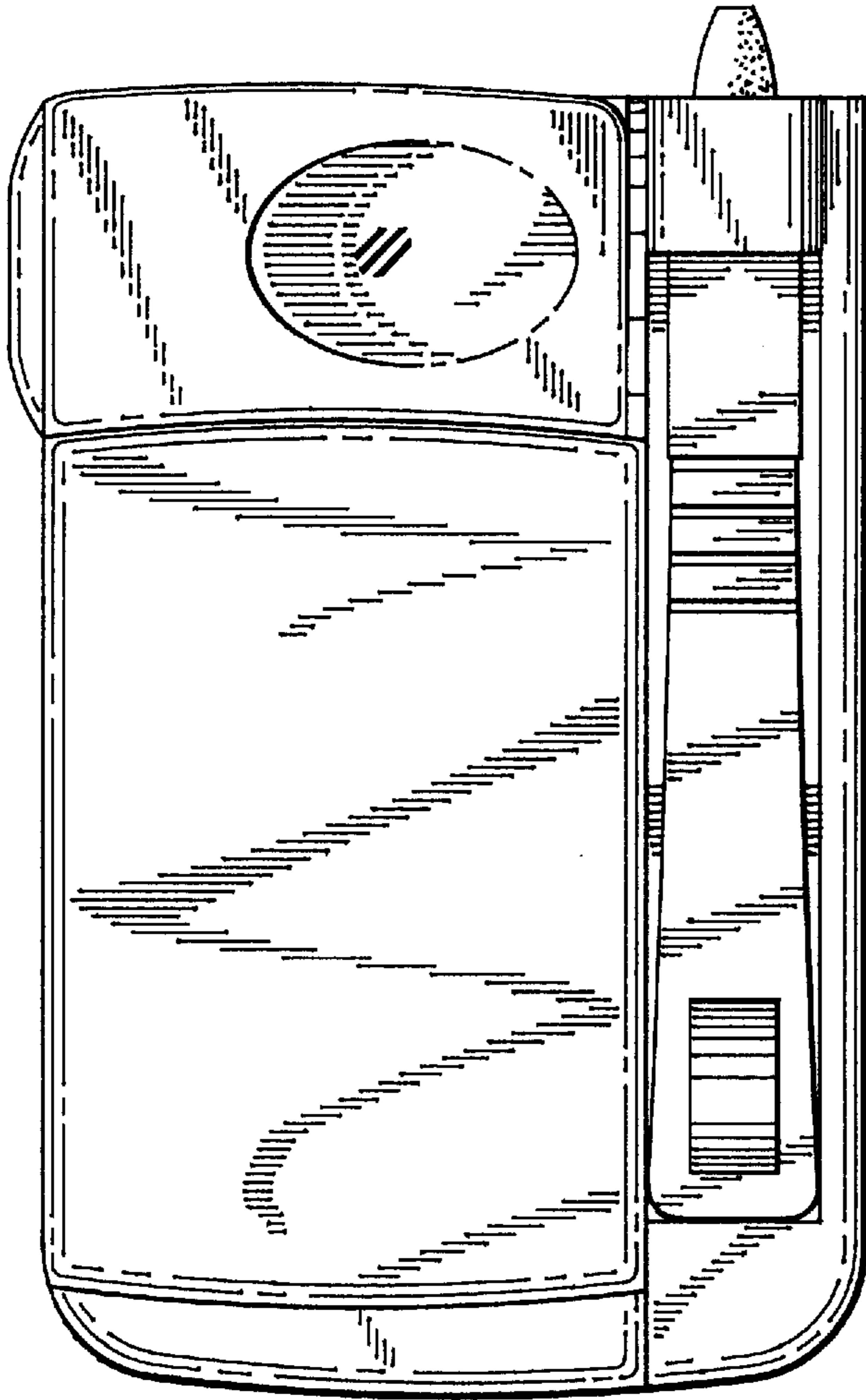


FIG. 1

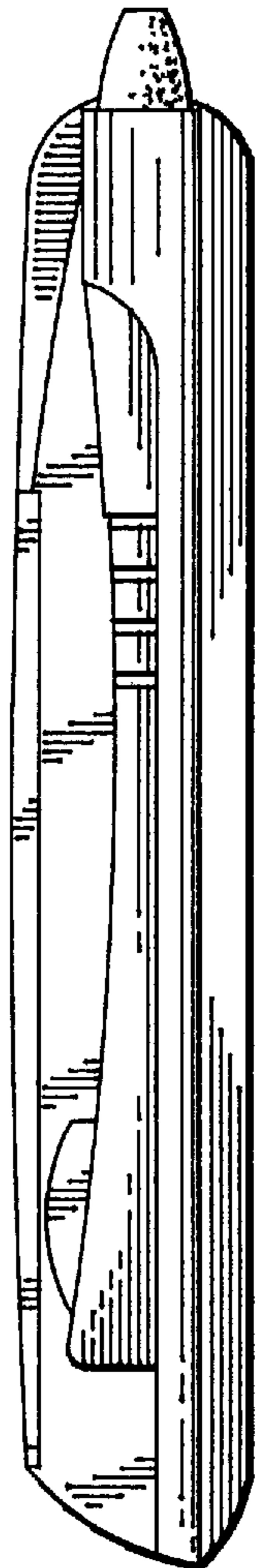


FIG. 2




FIG. 3




FIG. 4

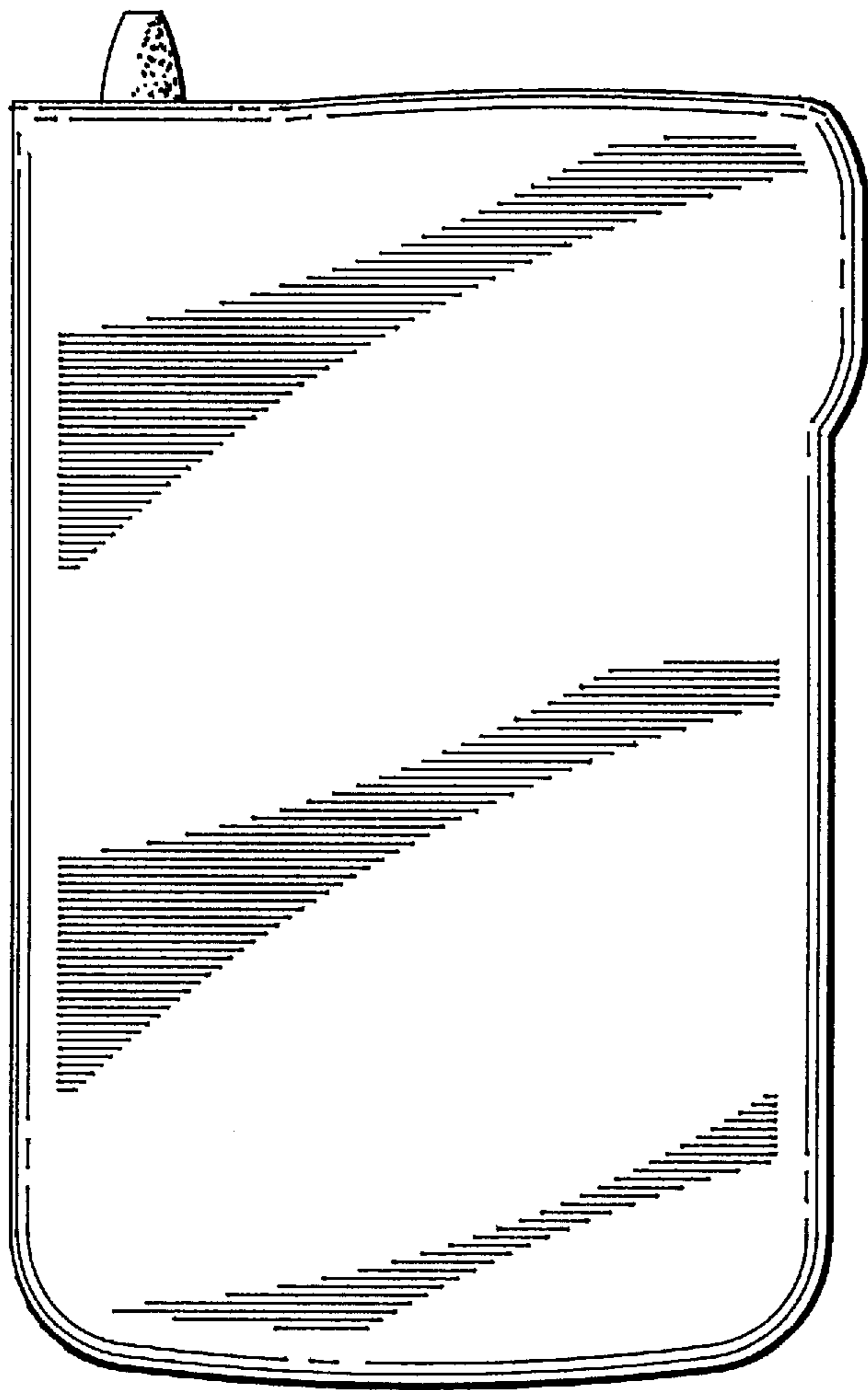


FIG. 5

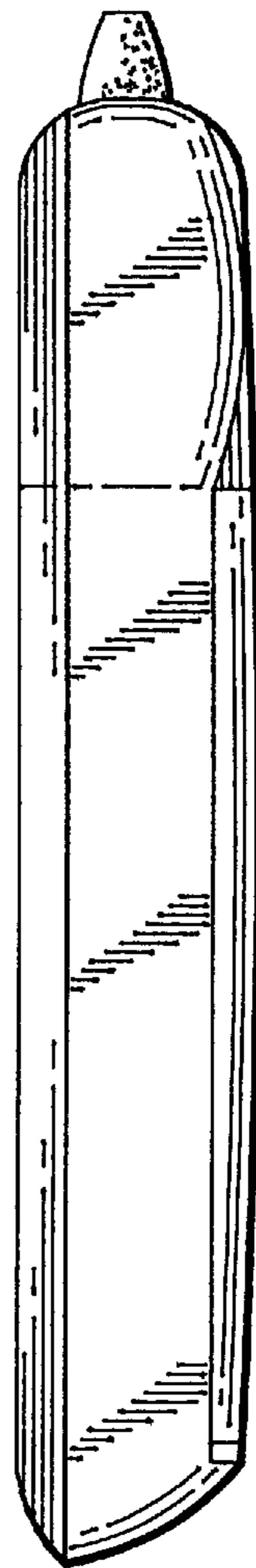


FIG. 6

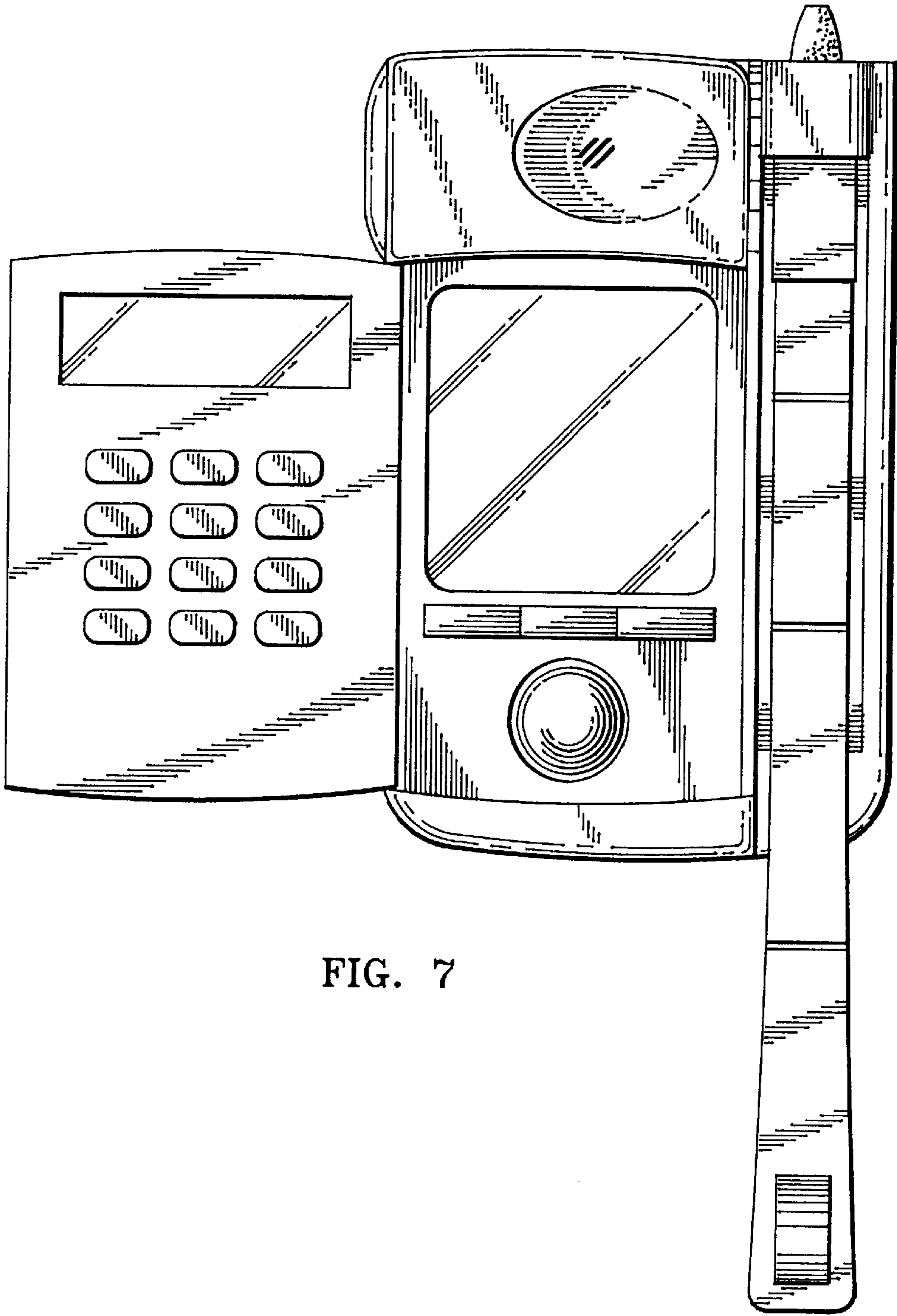


FIG. 7

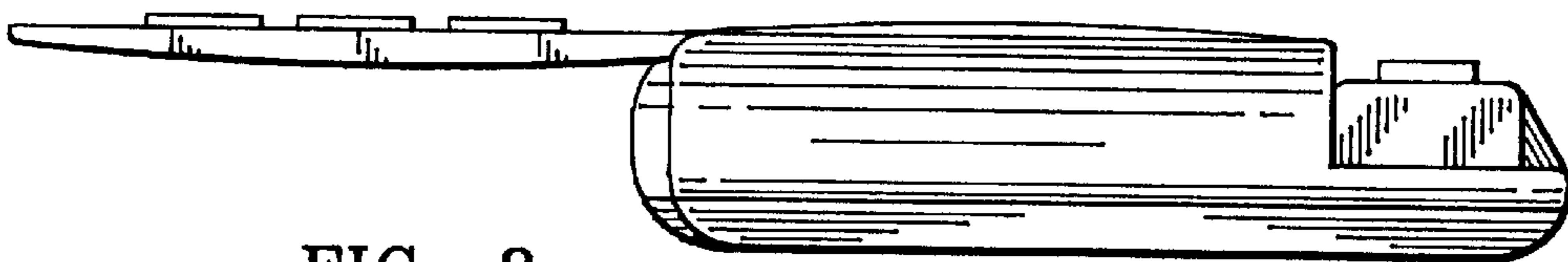


FIG. 8

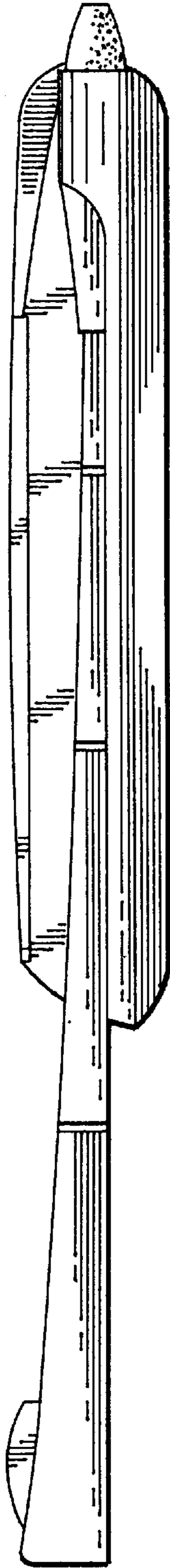


FIG. 9