



US00D406571S

United States Patent [19]
Iwasaki

[11] **Patent Number: Des. 406,571**
[45] **Date of Patent: **Mar. 9, 1999**

[54] **LIQUID CRYSTAL DISPLAY SUBSTRATE
CONVEYING ARM STRUCTURE FOR A
SEMICONDUCTOR MANUFACTURING
DEVICE**

4,208,760 6/1980 Dexter et al. 134/133 X
5,651,797 7/1997 Laube 134/133 X

Primary Examiner—Brian N. Vinson
Attorney, Agent, or Firm—Oblon, Spivak, McClelland,
Maier & Neustadt, P.C.

[75] **Inventor: Tatsuya Iwasaki, Kumamoto, Japan**
[73] **Assignee: Tokyo Electron Limited, Tokyo, Japan**
[**] **Term: 14 Years**

[57] **CLAIM**

The ornamental design for liquid crystal display substrate conveying arm structure for a semiconductor manufacturing device, as shown and described.

[21] **Appl. No.: 81,205**
[22] **Filed: Dec. 24, 1997**

DESCRIPTION

[30] **Foreign Application Priority Data**
Jun. 26, 1997 [JP] Japan 9-59522
[51] **LOC (6) Cl. 13-03**
[52] **U.S. Cl. D13/182**
[58] **Field of Search D13/182, 199;**
134/133; 414/935

FIG. 1 is a front elevational view of liquid crystal display substrate conveying arm structure for a semiconductor manufacturing device, showing my new design;
FIG. 2 is a top plan view thereof;
FIG. 3 is a right side elevational view thereof; the opposite side being a mirror image thereof;
FIG. 4 is a rear elevational view thereof;
FIG. 5 is a bottom plan view thereof;
FIG. 6 is a cross-sectional view thereof, taken along line 6—6 of FIG. 1; and,
FIG. 7 is a front, top and right side perspective view thereof.

[56] **References Cited**
U.S. PATENT DOCUMENTS

4,022,231 5/1977 Kostianen et al. 134/133 X

1 Claim, 3 Drawing Sheets

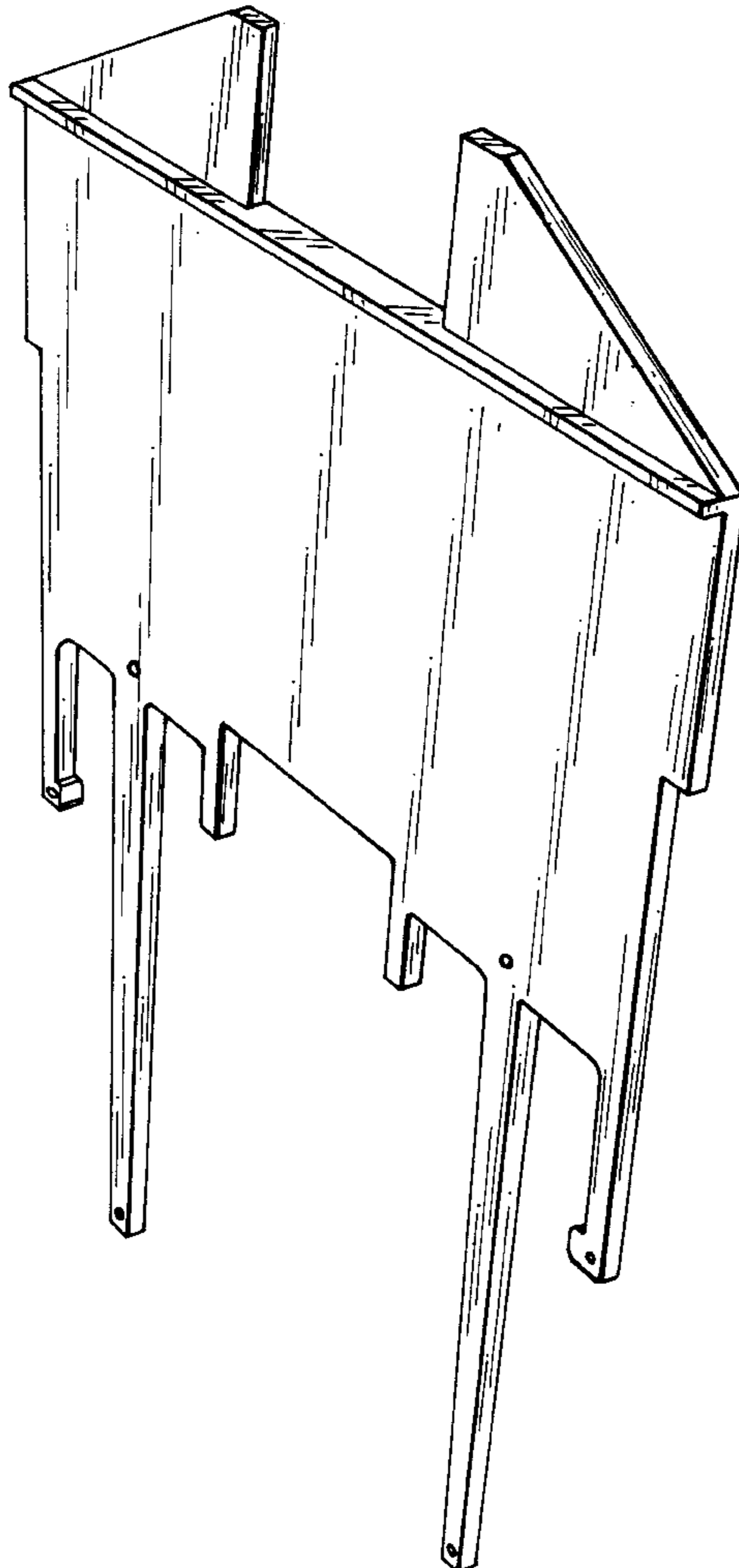


FIG. 1

6 ↙

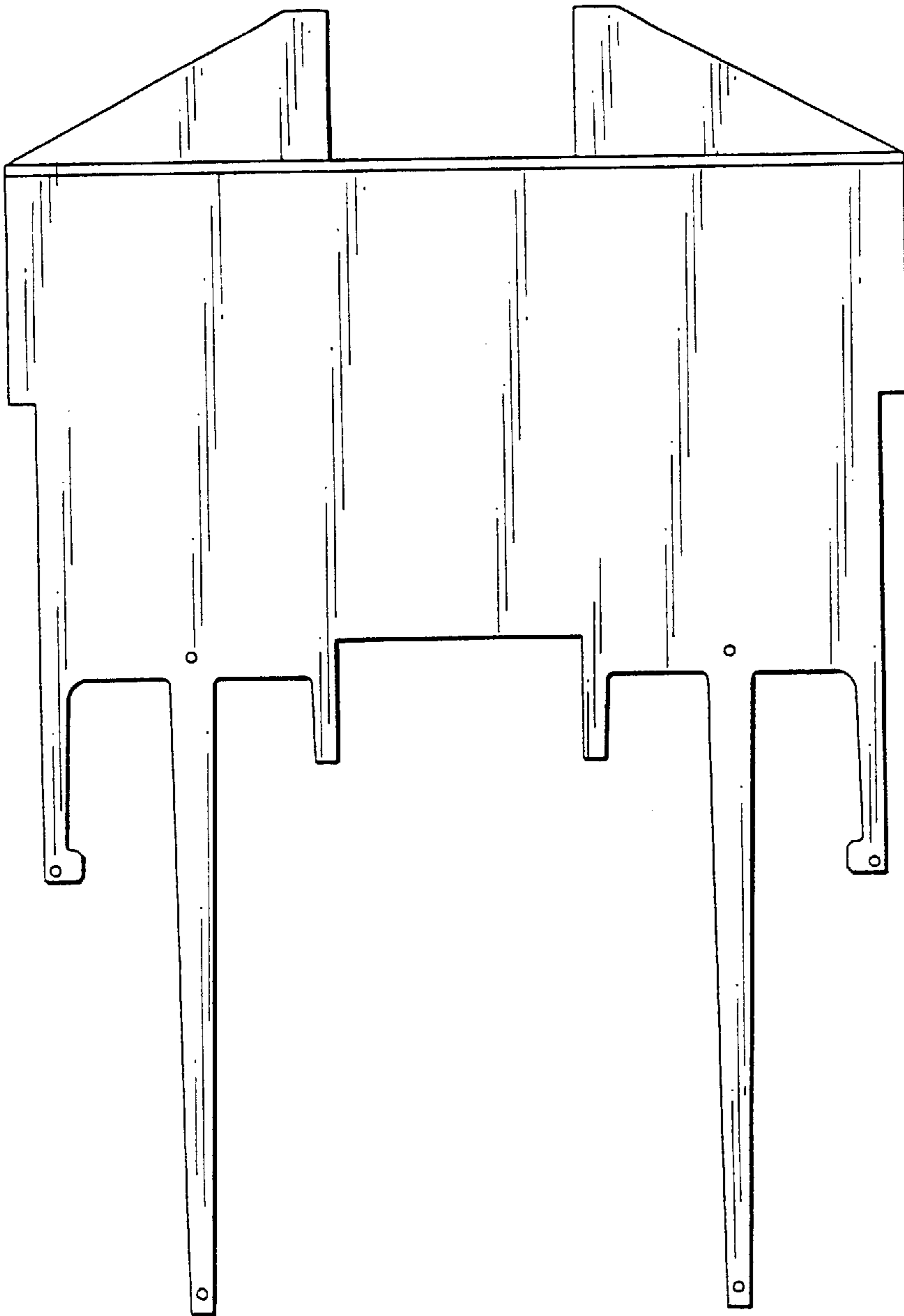


FIG. 3



6 ↘

FIG. 2

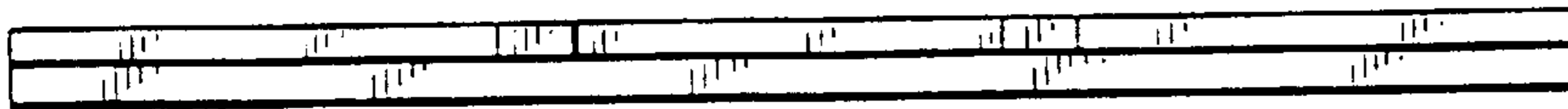


FIG. 4

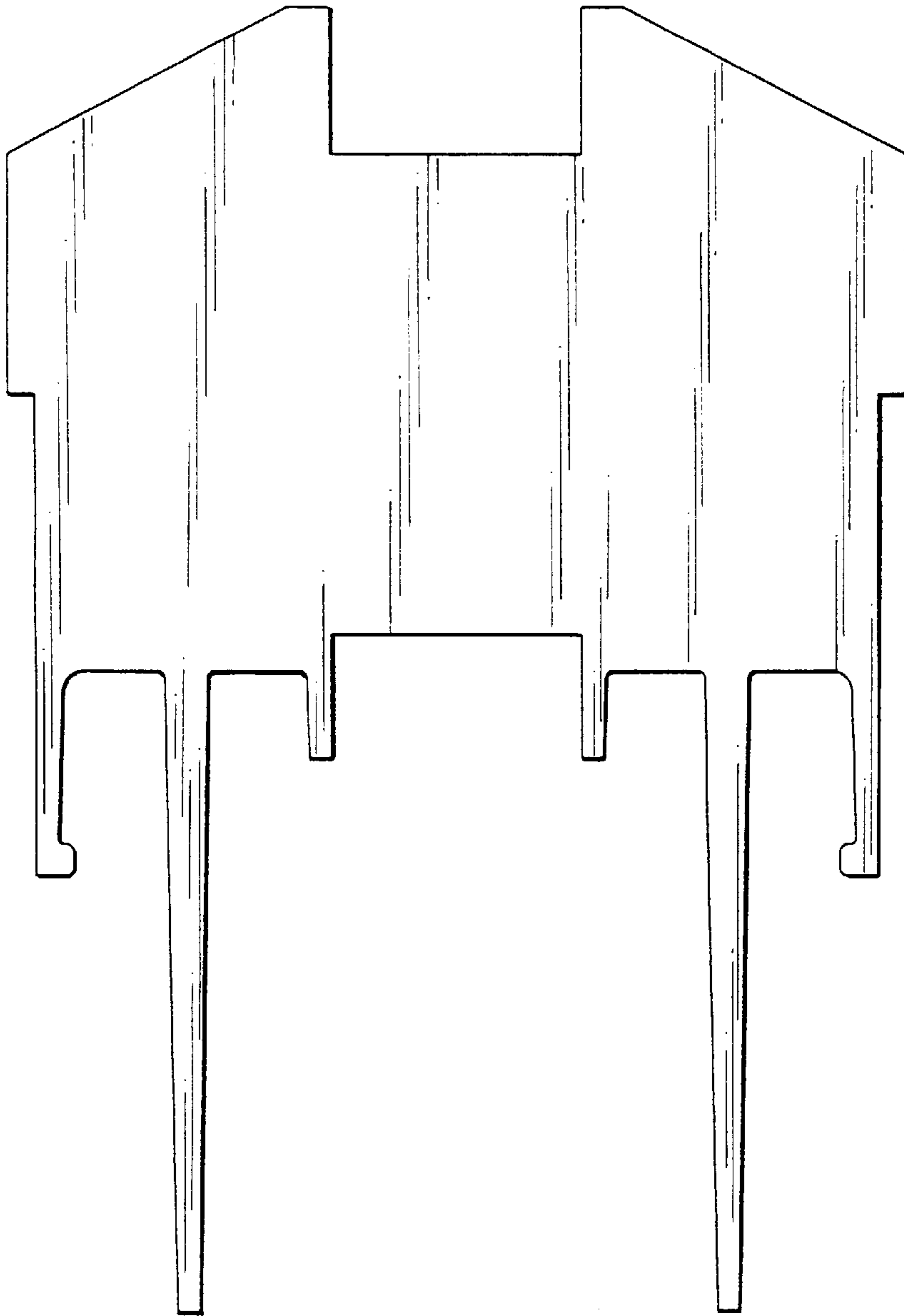


FIG. 6



FIG. 5




FIG. 7

