



US00D406553S

United States Patent [19]

[11] **Patent Number: Des. 406,553**

Hellhake et al.

[45] **Date of Patent: **Mar. 9, 1999**

[54] **DAY CAB TRUCK EXTERIOR SURFACE**

[75] Inventors: **Ferdinand F. Hellhake**, Beaverton;
Mark S. Hurayt, Aloha; **Sigmund D. Runyon**, Sandy, all of Oreg.

[73] Assignee: **Freightliner Corporation**, Portland, Oreg.

[**] Term: **14 Years**

[21] Appl. No.: **79,597**

[22] Filed: **Nov. 6, 1997**

Related U.S. Application Data

[62] Division of Ser. No. 50,616, Feb. 16, 1996, Pat. No. Des. 394,026.

[51] **LOC (6) Cl.** **12-08**

[52] **U.S. Cl.** **D12/96**

[58] **Field of Search** D12/96, 97; 296/181, 296/182, 183, 199; 180/89.1, 89.12, 89.14, 89.16, 89.19

References Cited

U.S. PATENT DOCUMENTS

D. 308,032	5/1990	Kerney et al.	D12/96
D. 312,805	12/1990	Marlowe et al.	D12/96
D. 320,583	10/1991	Simons et al.	D12/96
D. 328,273	7/1992	McGrew, Jr. et al.	D12/96
D. 367,027	2/1996	Onopa	D12/173
D. 394,026	5/1998	Hellhake et al.	D12/96
4,932,716	6/1990	Marlowe et al.	296/180.2
5,308,134	5/1994	Stanesic	296/91

OTHER PUBLICATIONS

Copy of page from undated Volvo brochure showing a Volvo truck.

Freightliner Business Class brochure; published 1994 (depicting prior art trucks).

Freightliner Severe-Duty Applications, FLD 112SD Conventional (depicting prior art trucks).

Freightliner Business Class brochure (Copyright 1996) (depicting prior art trucks).

Freightliner Heavy-Duty Trucks, FLD 120 Conventional (depicting prior art trucks).

Freightliner Heavy-Duty Trucks, The Classic XL (depicting prior art trucks).

Freightliner Business Class FL 112 Conventional brochure (Copyright 1995).

Copy of undated International (Navistar) brochure depicting 9000 Conventional trucks (prior art trucks).

Copy of WhiteGMC brochure entitled "WhiteGMC™ Tall Integral Sleeper" (Copyright 1992).

Primary Examiner—Melody N. Brown

Attorney, Agent, or Firm—Klarquist Sparkman Campbell Leigh & Winston, LLC

[57] CLAIM

The ornamental design for a day cab truck exterior surface, as shown and described.

DESCRIPTION

FIG. 1 is a perspective view of a day cab truck exterior surface showing our new design, the broken lines are shown for illustrative purposes only and form no part of the claimed design;

FIG. 2 is a right side view of the truck exterior surface of FIG. 1;

FIG. 3 is a left side view of the truck exterior surface of FIG. 1;

FIG. 4 is a top view of the truck exterior surface of FIG. 1;

FIG. 5 is a bottom view of the truck exterior surface of FIG. 1;

FIG. 6 is a front view of the truck exterior surface of FIG. 1; and,

FIG. 7 is a back view of the truck exterior surface of FIG. 1.

1 Claim, 4 Drawing Sheets




FIG. 1

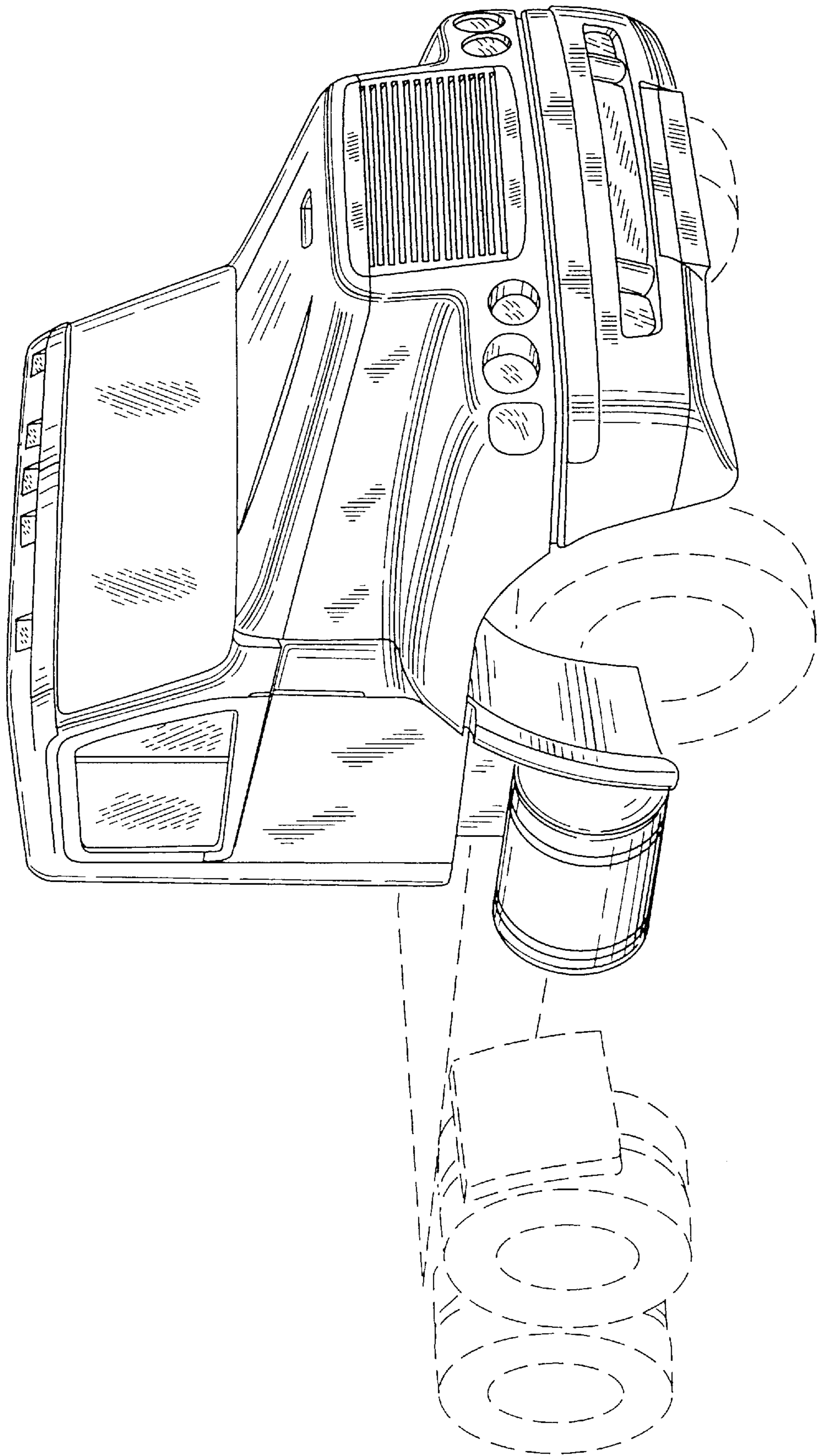


FIG. 2

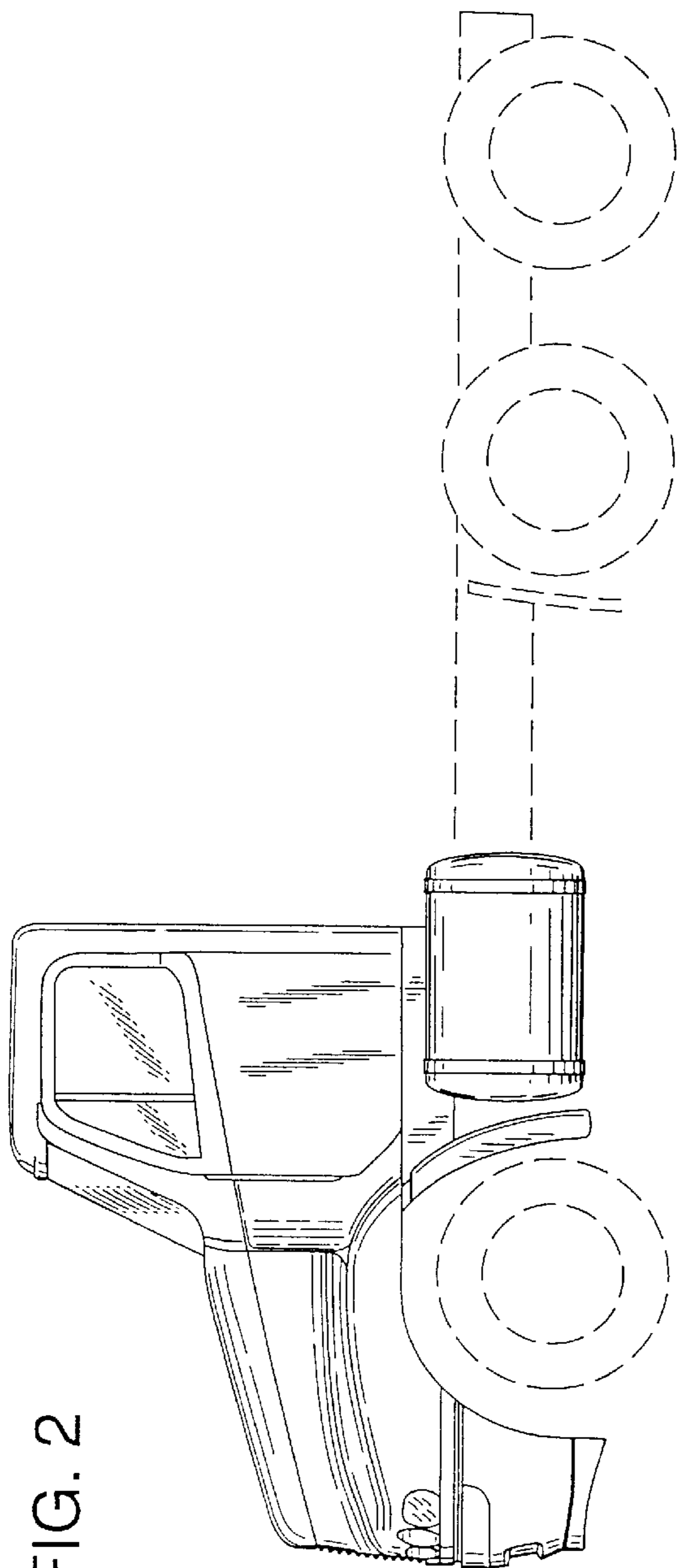
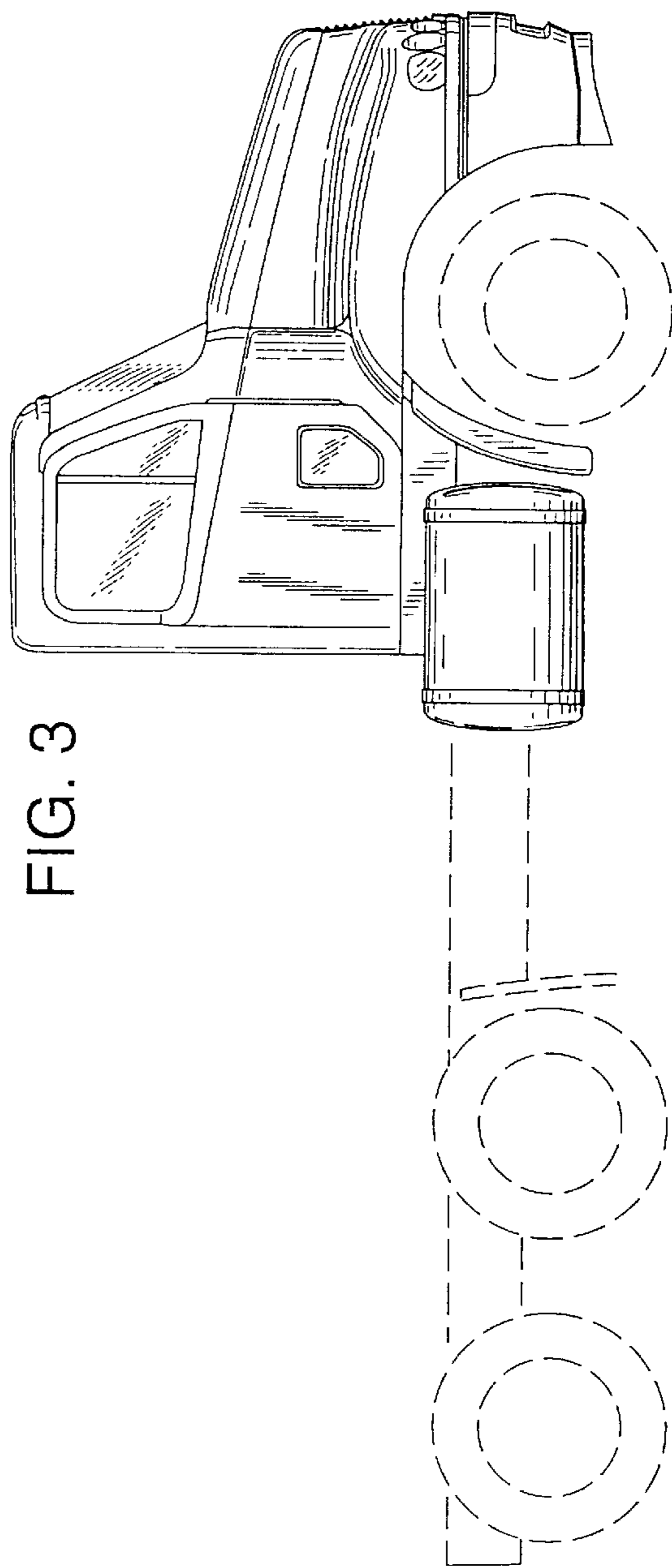


FIG. 3



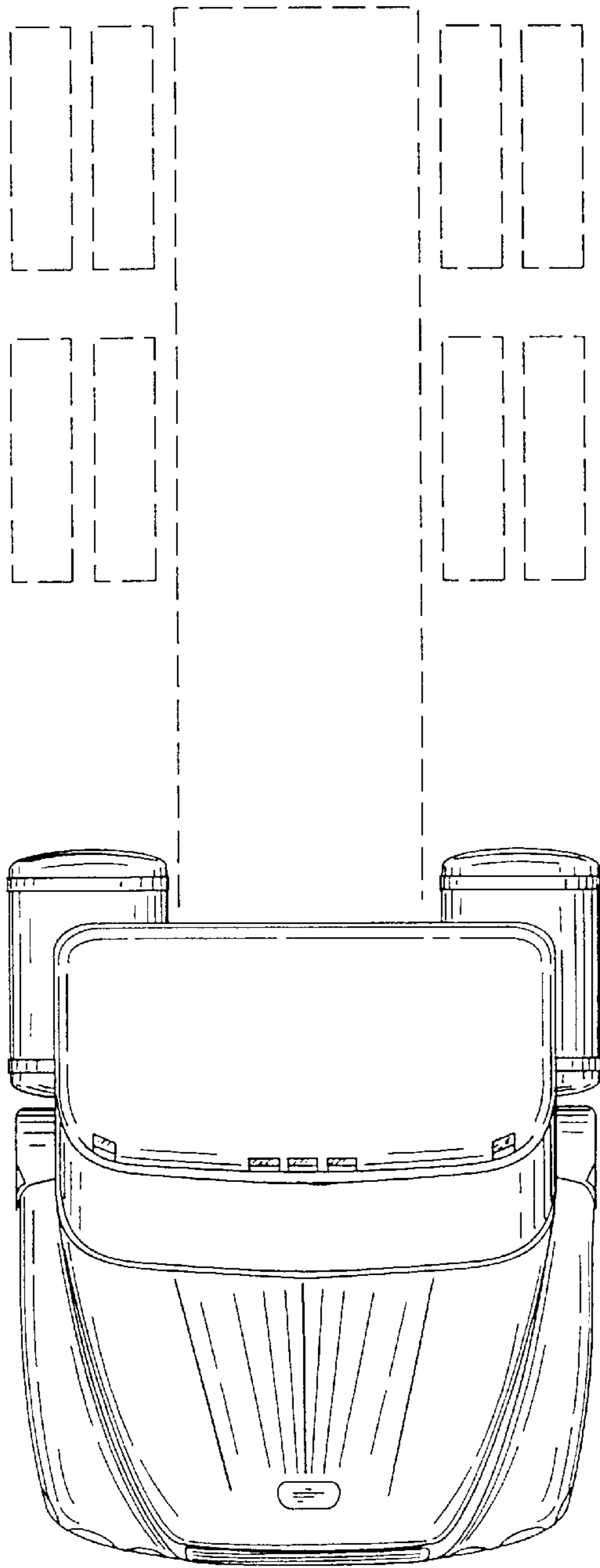


FIG. 4
FIG. 5

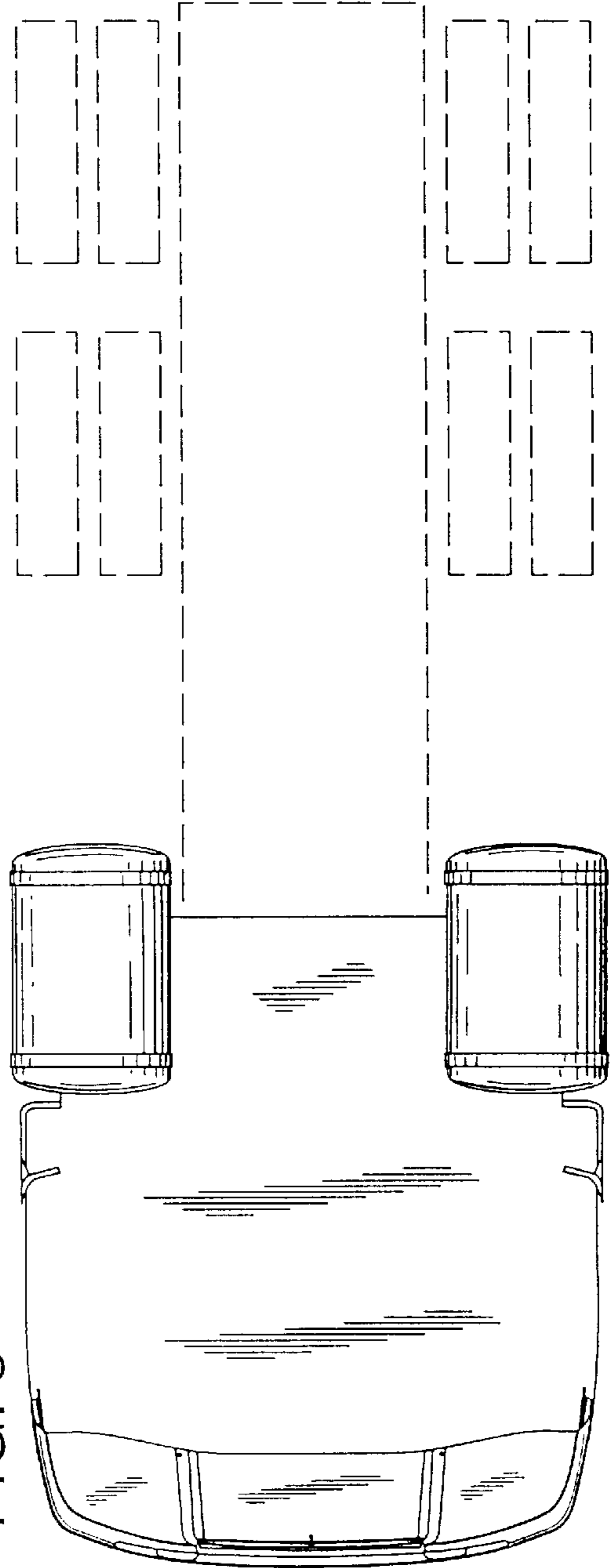


FIG. 6




FIG. 7

