

US00D406551S

# United States Patent [19]

Nesbitt et al.

[11] **Patent Number: Des. 406,551**

[45] **Date of Patent: \*\*Mar. 9, 1999**

[54] **VEHICLE BODY**

[75] Inventors: **Bryan E. Nesbitt**, Lake Orion; **Steven W. Ferrerio**, Troy; **William A. Dayton**, Northville; **K. Neil Walling**, Leonard, all of Mich.

[73] Assignee: **Chrysler Corporation**, Auburn Hills, Mich.

[\*\*] Term: **14 Years**

[21] Appl. No.: **79,330**

[22] Filed: **Nov. 12, 1997**

[51] **LOC (6) Cl. .... 12-08**

[52] **U.S. Cl. .... D12/92**

[58] **Field of Search ..... D12/90-92; 296/185**

[56] **References Cited**

**U.S. PATENT DOCUMENTS**

- D. 353,564 12/1994 Verduyn et al. .... D12/92
- D. 355,397 2/1995 Verduyn et al. .... D12/92
- D. 381,937 8/1997 Forbes-Robinson et al. .... D12/92
- D. 391,522 3/1998 Hall et al. .... D12/92

- D. 394,232 5/1998 Frostile et al. .... D12/92
- D. 394,420 5/1998 Forbes-Robinson .... D12/92

**OTHER PUBLICATIONS**

John Lee, Standard Catalog of Chrysler, 1924-1990t, pp. 33, 53.

*Primary Examiner*—Melody N. Brown  
*Attorney, Agent, or Firm*—Mark P. Calcaterra

[57] **CLAIM**

The ornamental design for a vehicle body, as shown and described.

**DESCRIPTION**

FIG. 1 is a front perspective view illustrating a vehicle body constructed in accordance with the teachings of the present invention;

FIG. 2 is a left view thereof;


FIG. 3 is a rear perspective view thereof;

FIG. 4 is a front view thereof; and,

FIG. 5 is a back view thereof.

The broken lines shown in all drawing views are for illustrative purposes only and form no part of the claimed design.

**1 Claim, 4 Drawing Sheets**



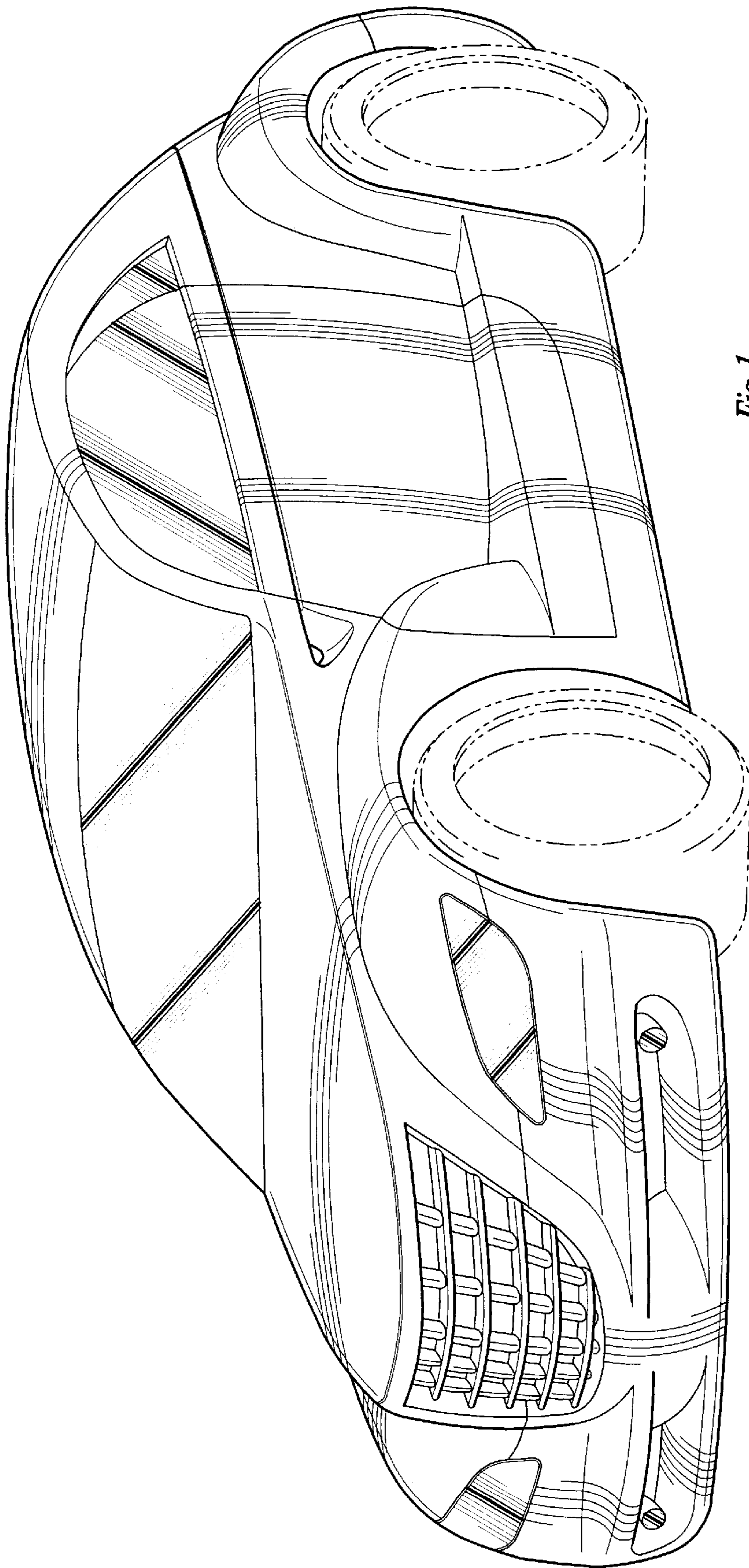


Fig-1

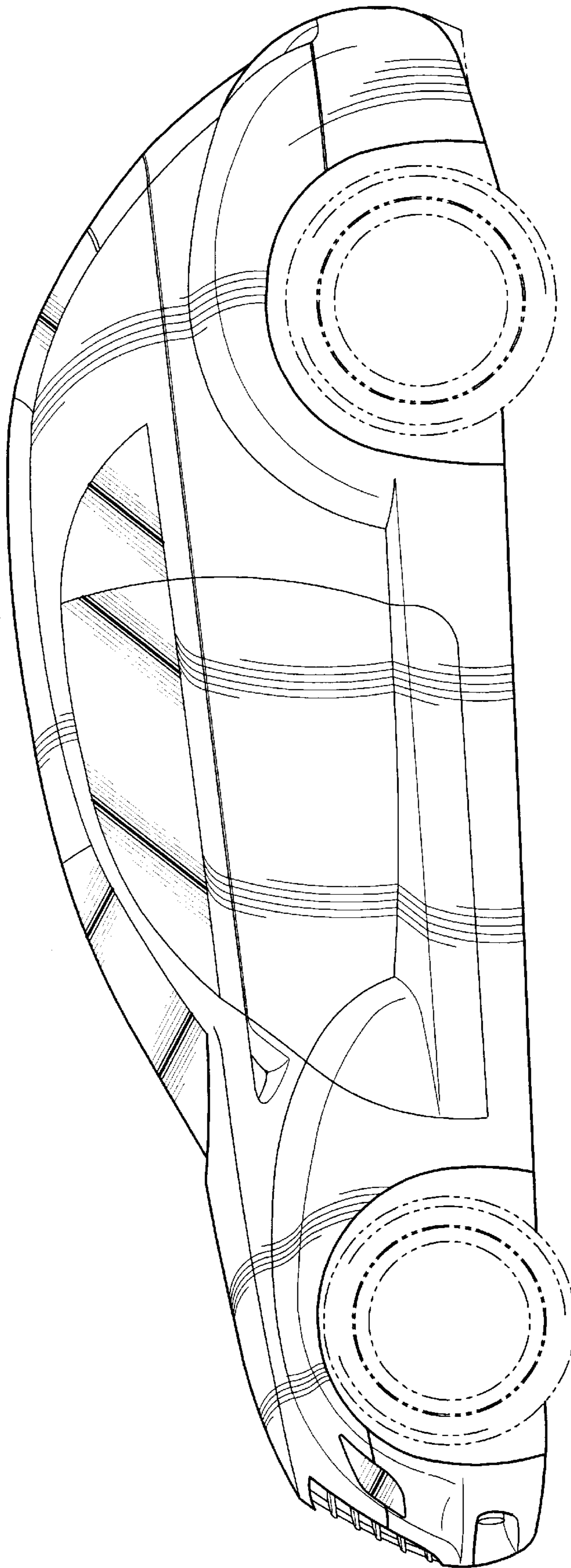


Fig-2

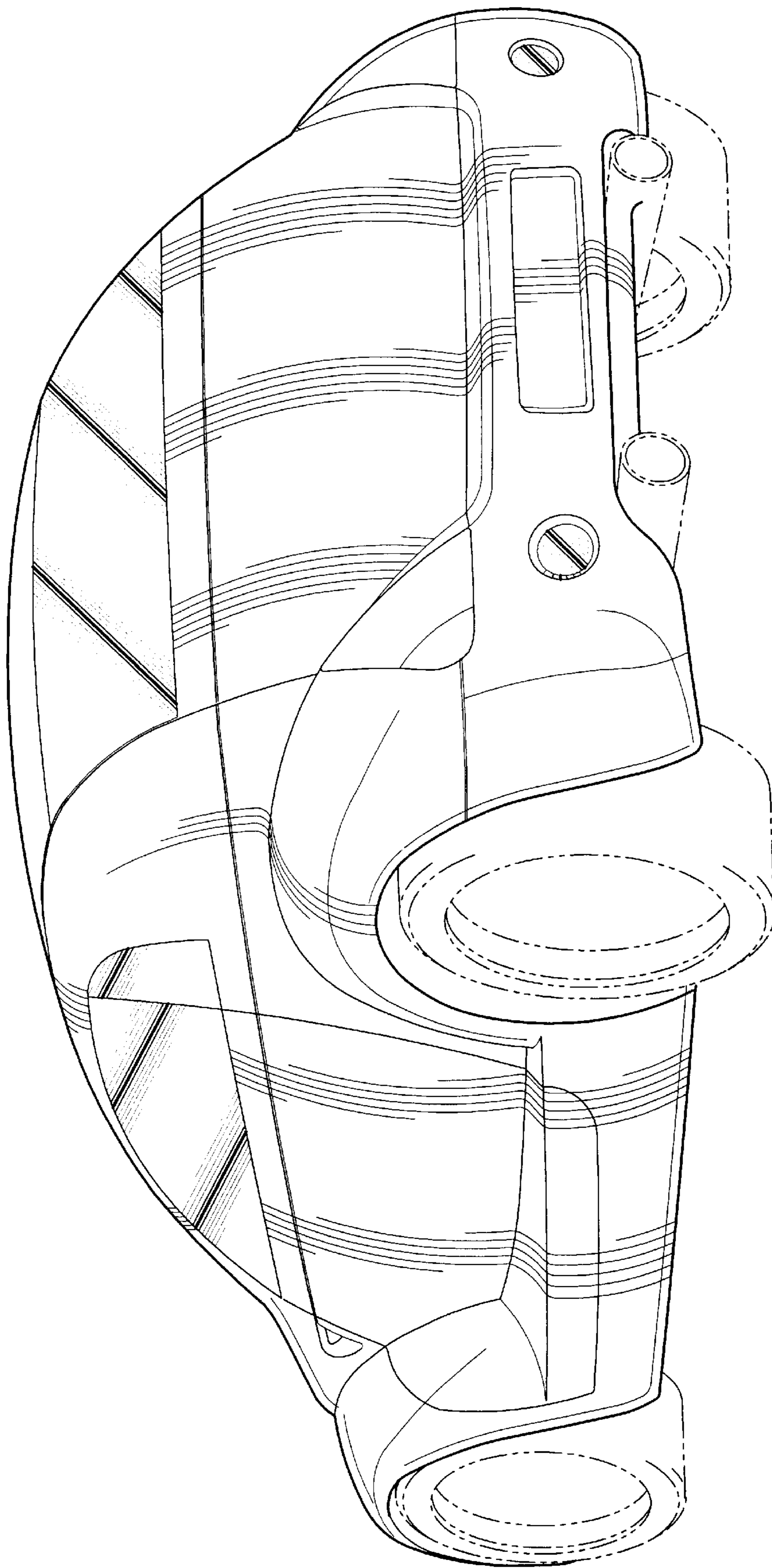


Fig-3

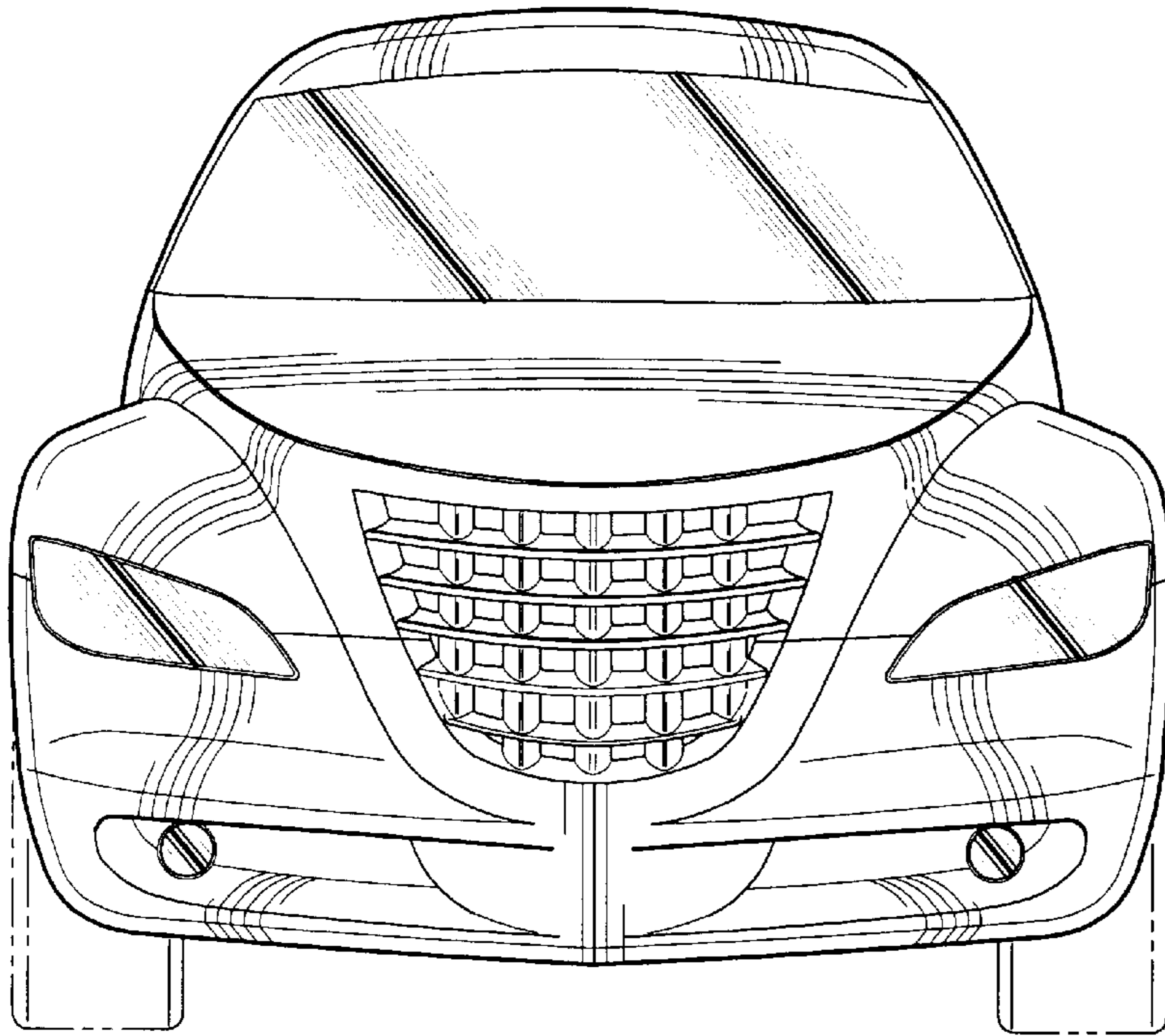


Fig-4

Fig-5

