



US00D406550S

United States Patent [19]

Castiglione et al.

[11] **Patent Number: Des. 406,550**

[45] **Date of Patent: **Mar. 9, 1999**

[54] **VEHICLE BODY**

[75] Inventors: **Micheal R. Castiglione**, Carlsbad, Calif.; **Kenneth L. Carlson**, Clawson, Mich.; **William A. Dayton**, Northville, Mich.; **Darrel L. Morley**, Birmingham, Mich.; **Kevin R. Verduyn**, Carlsbad; **Thomas G. Tremont**, San Diego, both of Calif.

[73] Assignee: **Chrysler Corporation**, Auburn Hills, Mich.

[**] Term: **14 Years**

[21] Appl. No.: **75,989**

[22] Filed: **Aug. 28, 1997**

[51] **LOC (6) Cl. 12-08**

[52] **U.S. Cl. D12/92**

[58] **Field of Search D12/90-92; 296/185**

[56] **References Cited**

U.S. PATENT DOCUMENTS

- D. 336,736 6/1993 Verduyn D12/91
- D. 345,324 3/1994 Bucci et al. D12/92
- D. 346,769 5/1994 Ackerman et al. D12/92

- D. 346,771 5/1994 Verduyn D12/92
- D. 354,459 1/1995 Honarkhan et al. D12/92
- D. 358,568 5/1995 Ackerman D12/92
- D. 370,648 6/1996 Verduyn D12/91
- D. 370,876 6/1996 Santoro et al. D12/92
- D. 375,705 11/1996 Verduyn D12/91
- D. 391,522 3/1998 Hall et al. D12/92

Primary Examiner—Melody N. Brown
Attorney, Agent, or Firm—Mark P. Calcaterra


[57] **CLAIM**

The ornamental design for a vehicle body, as shown and described.

DESCRIPTION

FIG. 1 is a front perspective view illustrating a vehicle body constructed in accordance with the teachings of the present invention;
FIG. 2 is a rear perspective view thereof;
FIG. 3 is a left side view, it will be understood that the side opposite to that shown is a substantial mirror image thereof;
FIG. 4 is a front view thereof; and,
FIG. 5 is a rear view thereof.
It will be understood that the broken line showing of the wheels and tires throughout the drawings is for illustrative purposes only and forms no part of the subject invention.

1 Claim, 4 Drawing Sheets



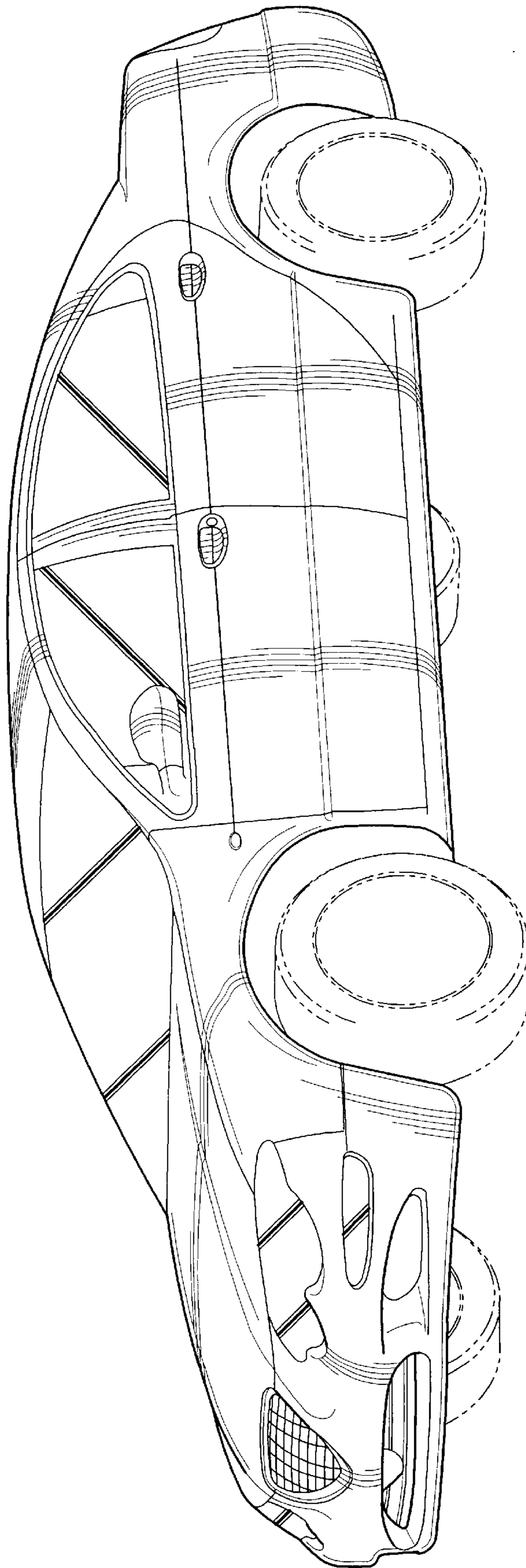


Fig-1

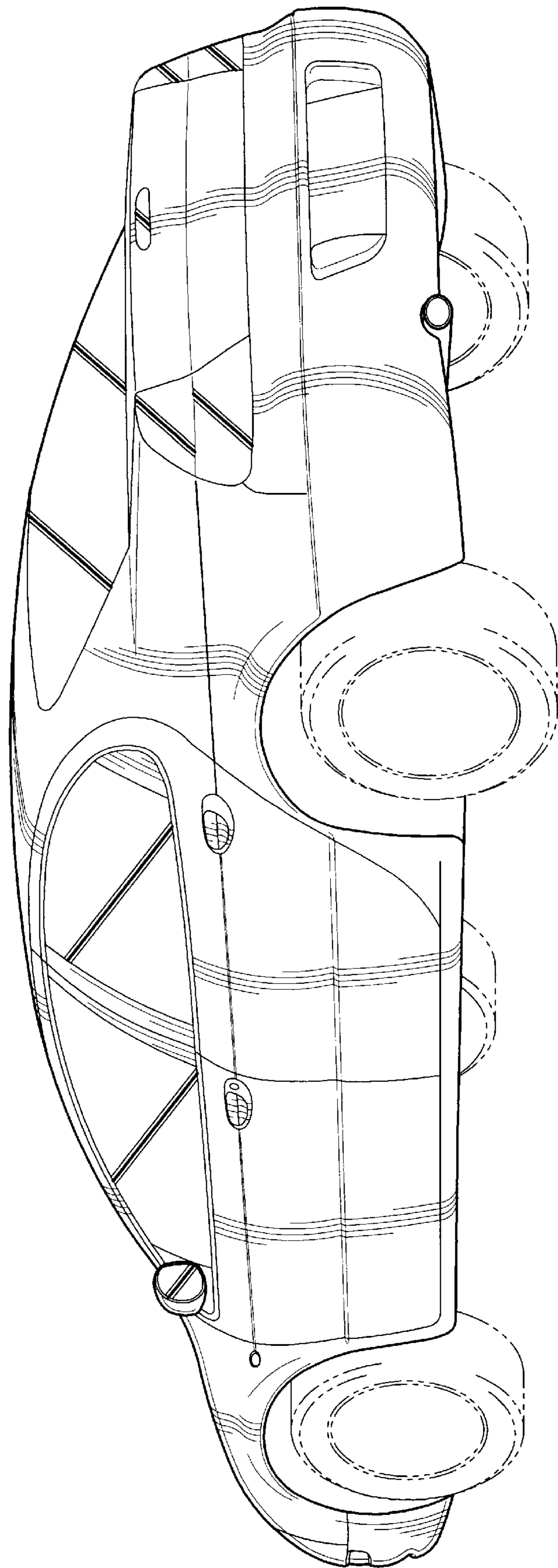


Fig-2

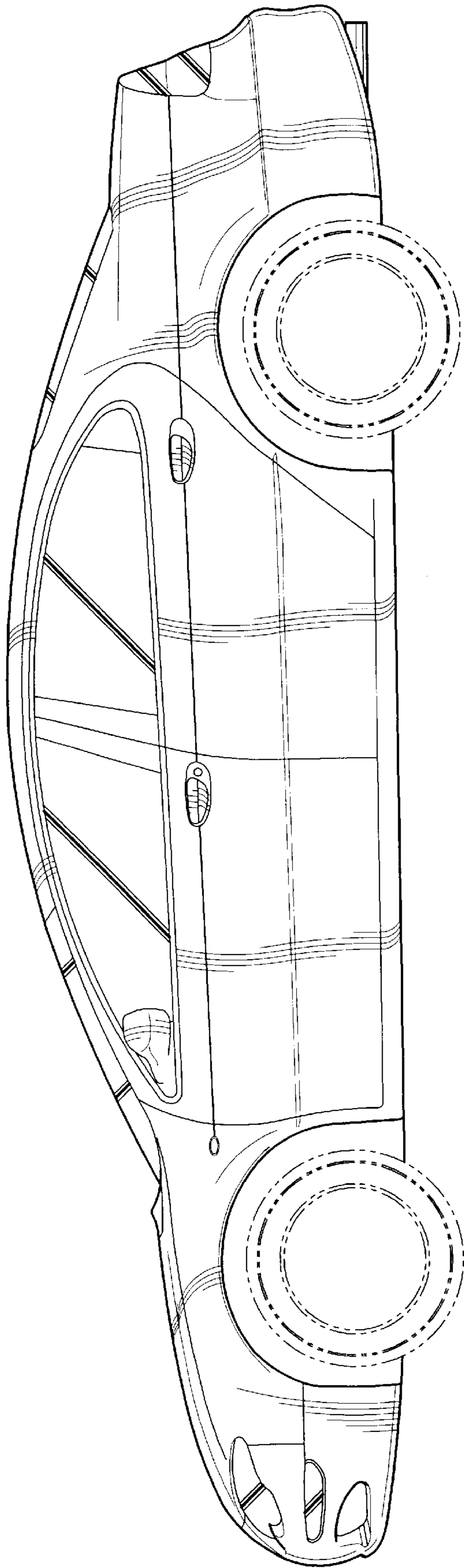


Fig-3




Fig-4

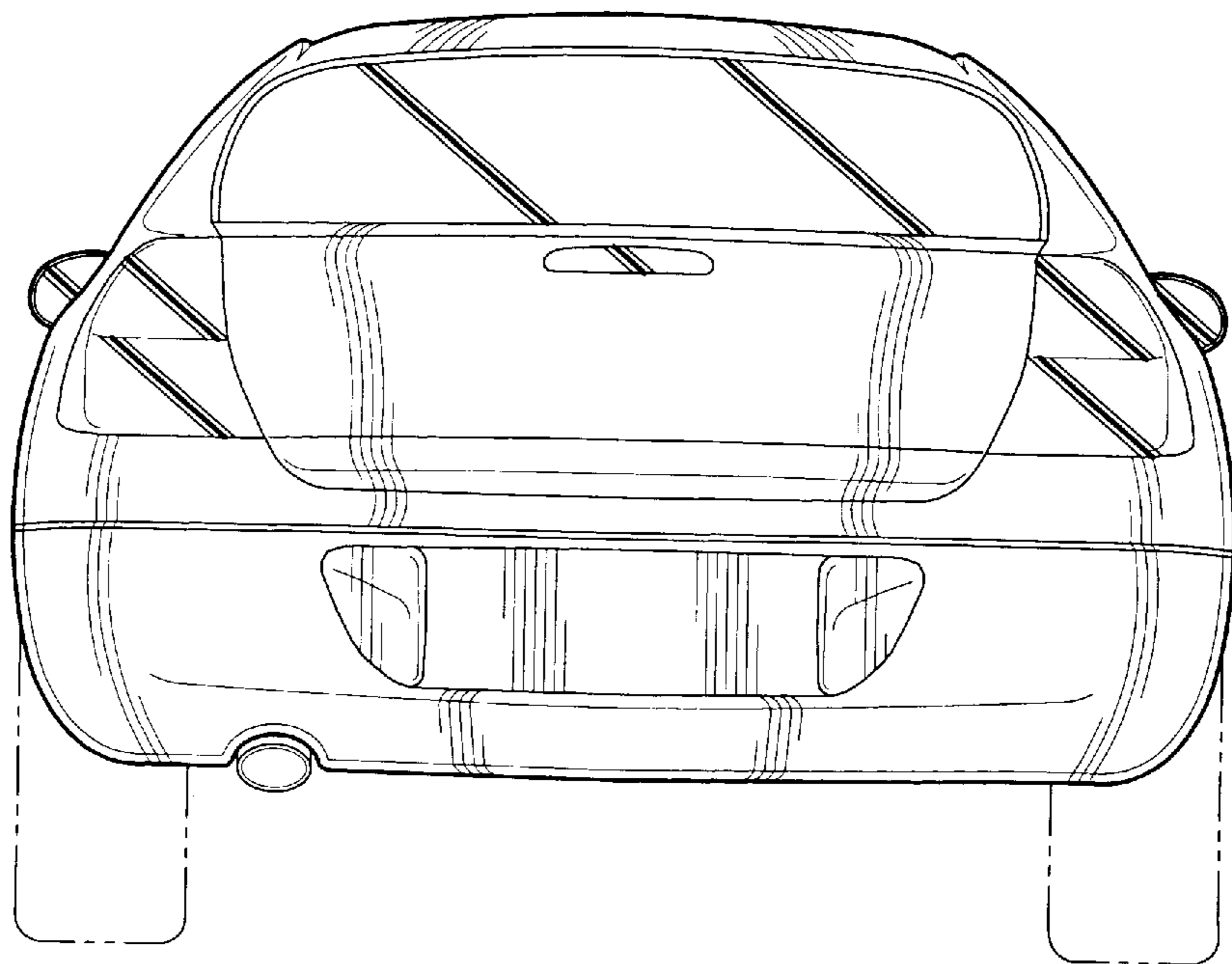


Fig-5