



US00D406528S

United States Patent [19]

[11] **Patent Number: Des. 406,528**

Flores et al.

[45] **Date of Patent: **Mar. 9, 1999**

[54] **DISPLAY PACKAGE FOR LOCKSET**

4,722,733	2/1988	Howson	206/461	X
5,064,056	11/1991	Gresh	206/471	X
5,176,258	1/1993	Antal	206/461	

[75] Inventors: **Vince Flores**, Rohnert Park; **Glen Miciano**, San Jose; **Ryan Parsons**, Walnut Creek, all of Calif.

OTHER PUBLICATIONS

[73] Assignee: **Schlage Lock Company**, San Francisco, Calif.

Techform Inc, Nov. 1982.
Modern Packaging, p. 334, 1963.

[**] Term: **14 Years**

Primary Examiner—Prabhakar G. Deshmukh
Attorney, Agent, or Firm—Michael H. Minns

[21] Appl. No.: **86,148**

[57] CLAIM

[22] Filed: **Apr. 7, 1998**

The ornamental design of display package for lockset, as shown and described.

Related U.S. Application Data

DESCRIPTION

[62] Division of Ser. No. 74,384, Jul. 31, 1997, Pat. No. Des. 399,736.

FIG. 1 is a front view of a display package for lockset according to the present invention;

[51] **LOC (6) Cl.** **09-07**

FIG. 2 is a right side view of the display package for lockset shown in FIG. 1;

[52] **U.S. Cl.** **D9/415; D9/418**

FIG. 3 is a left side view of the display package for lockset shown in FIG. 1;

[58] **Field of Search** D9/415, 418, 432, D9/414, 337; 206/461-471, 495, 806, 775-783, 320, 338

FIG. 4 is a rear view of the display package for lockset shown in FIG. 1;

[56] References Cited

FIG. 5 is a bottom view of the display package for lockset shown in FIG. 1; and,

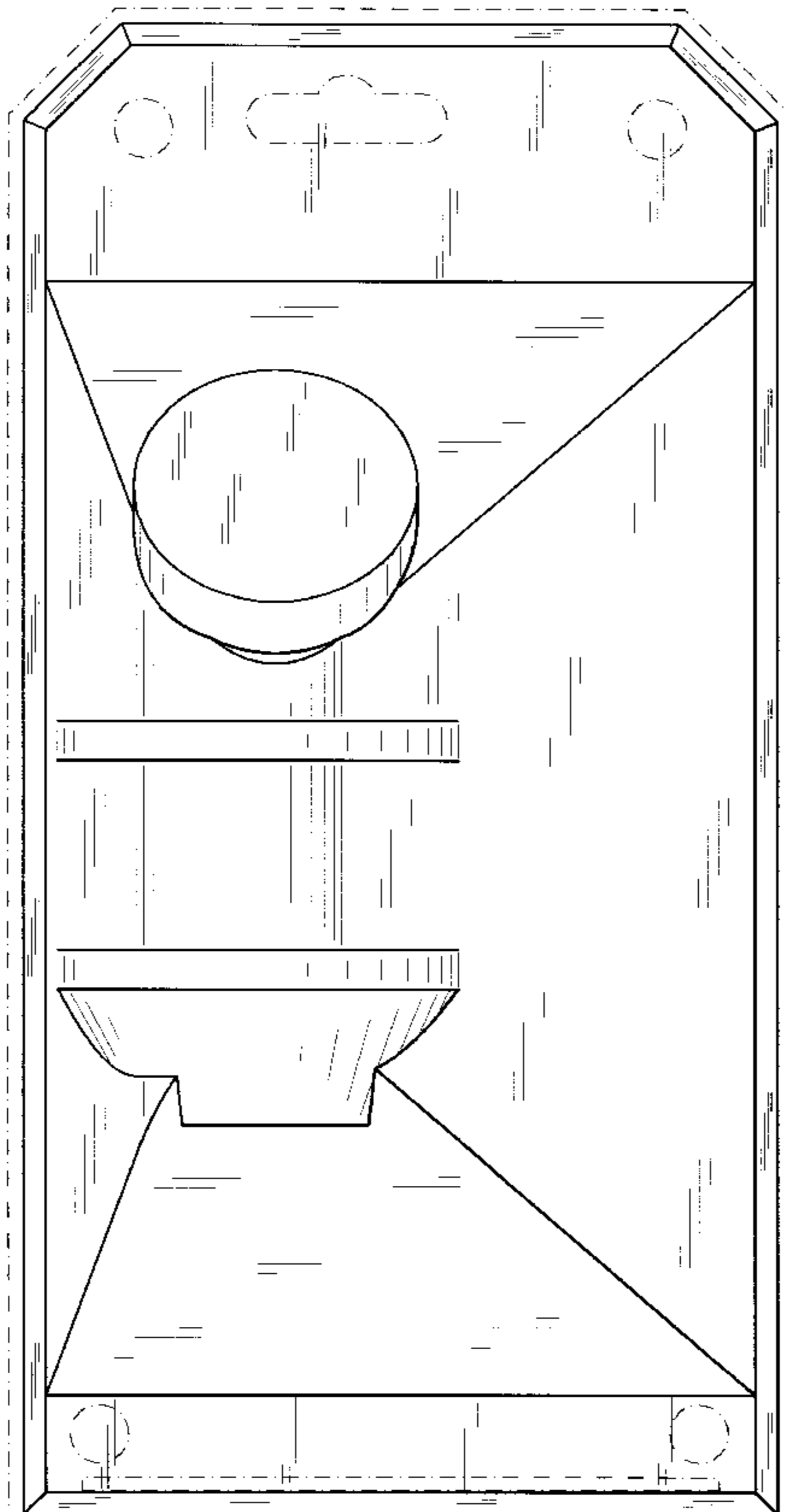
U.S. PATENT DOCUMENTS

FIG. 6 is a top view of the display package for lockset shown in FIG. 1.

D. 315,302	3/1991	Kistler	D9/415
D. 321,323	11/1991	Nakamura	D9/415
D. 346,114	4/1994	Winston	D9/415
D. 394,384	5/1998	Humphrey	D9/418
4,307,803	12/1981	Johnson	206/461
4,415,084	11/1983	Hauser et al.	206/461

The broken line disclosure is for illustrative purposes only and forms no part of the claimed design.

1 Claim, 4 Drawing Sheets



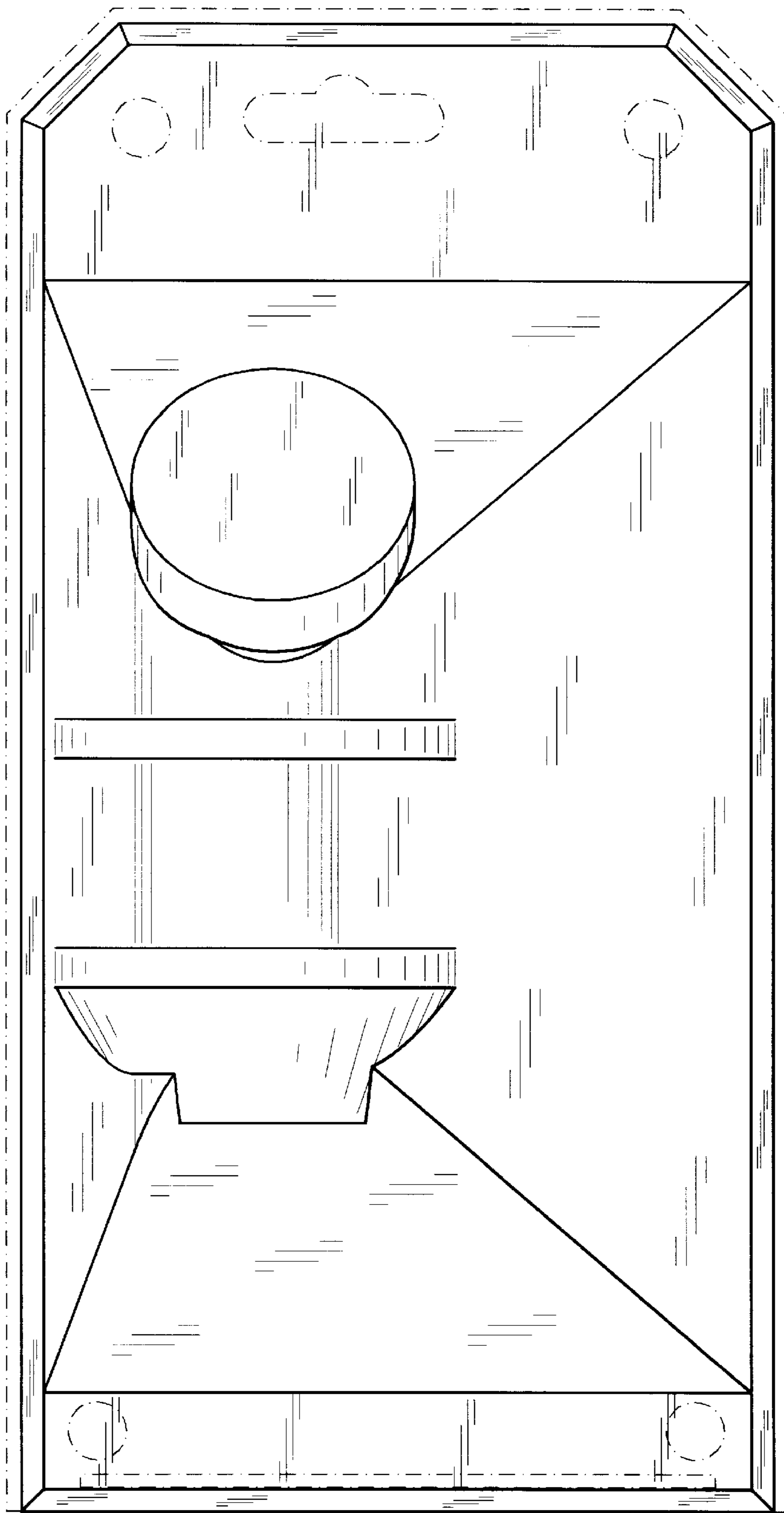


FIG. 1

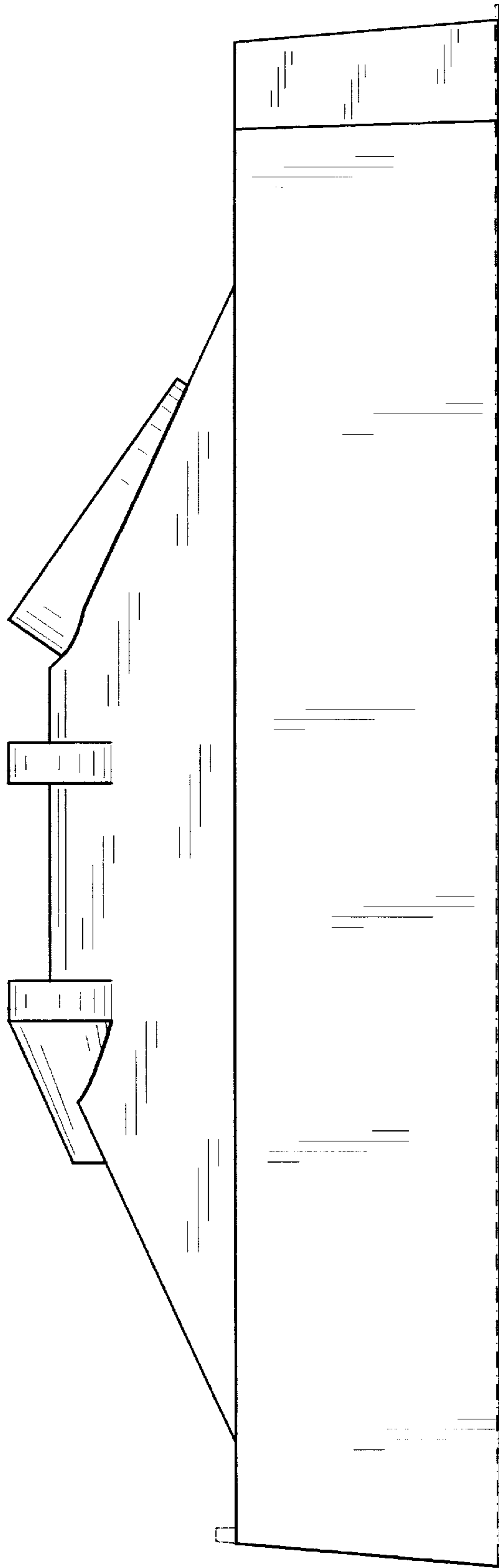


FIG. 2

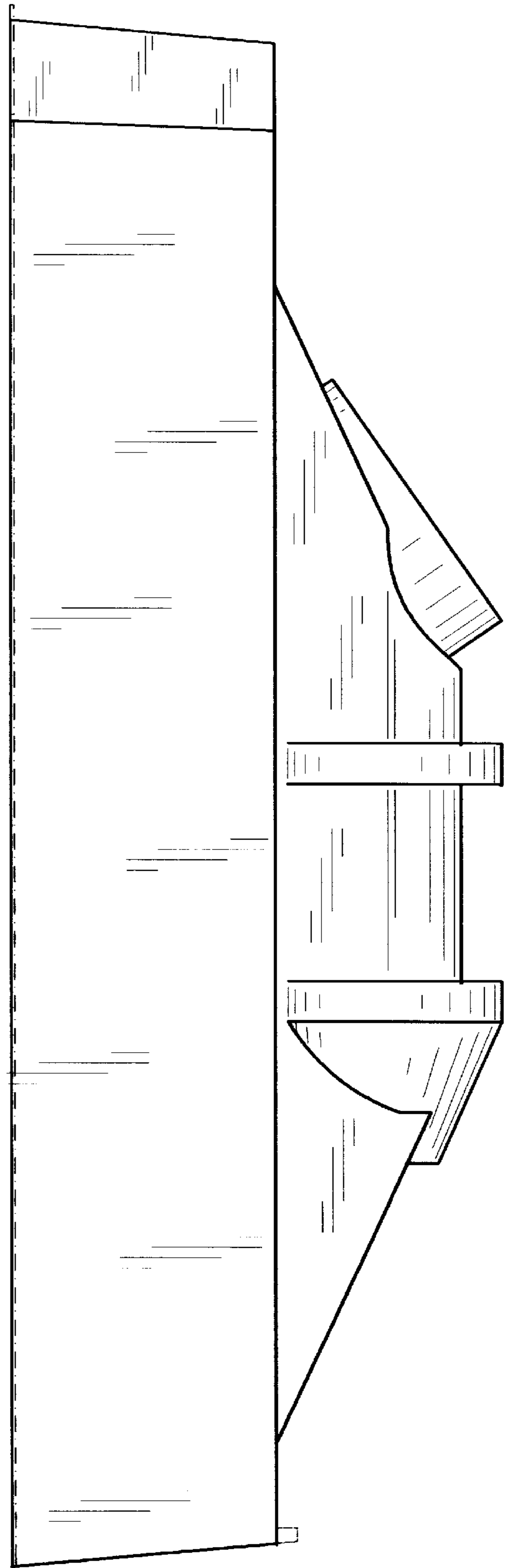


FIG. 3




FIG. 4

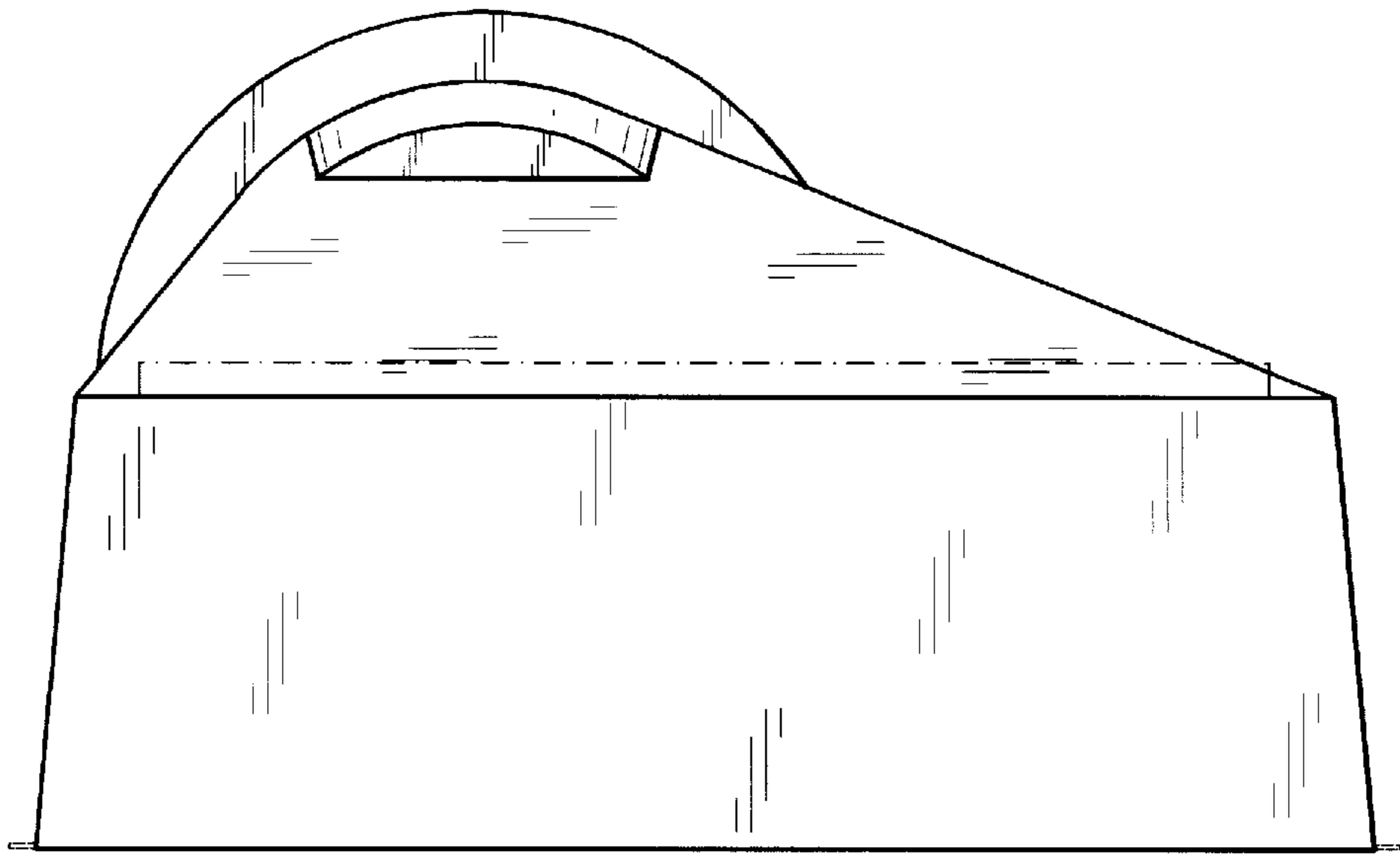


FIG. 5

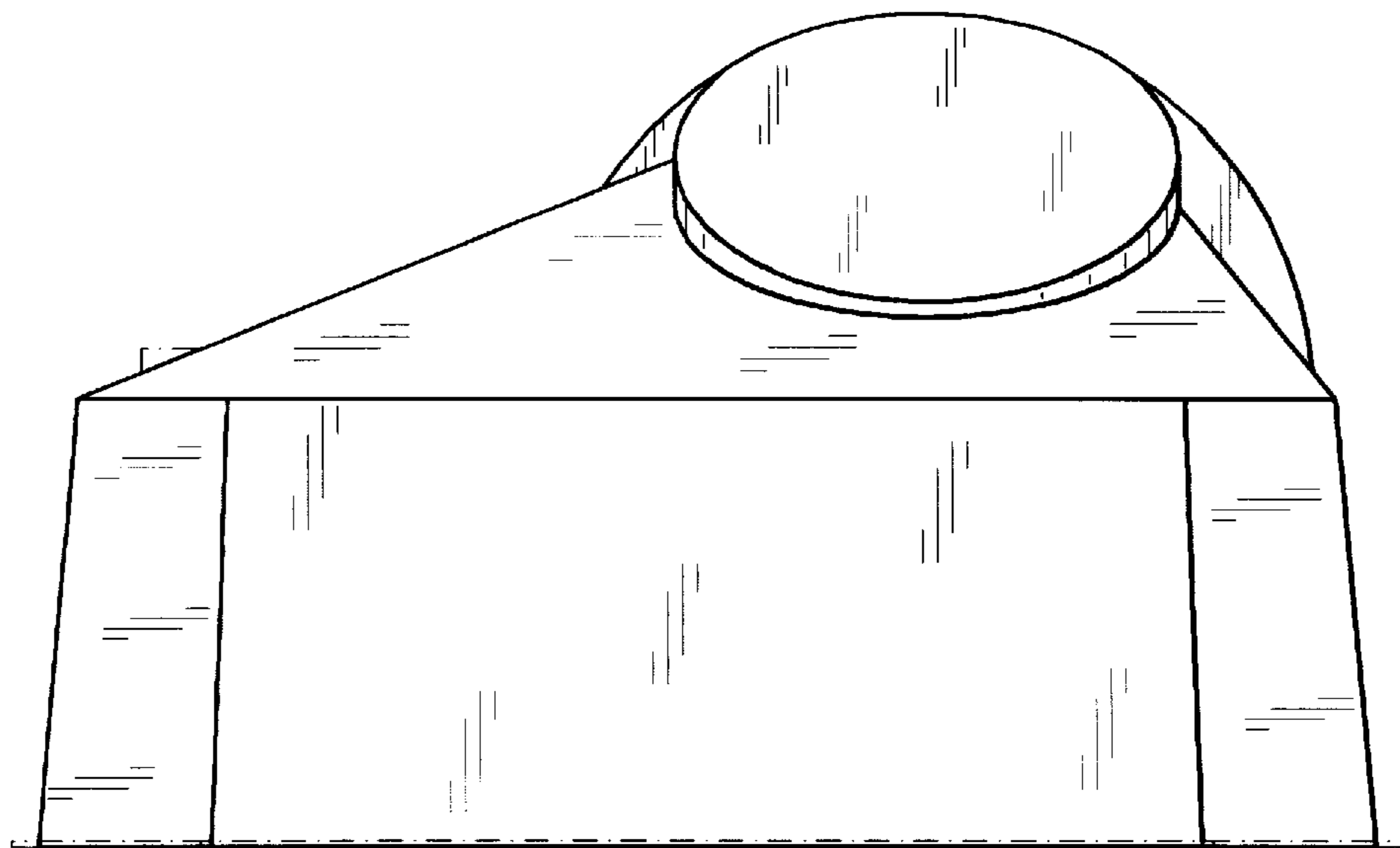


FIG. 6