



US00D406521S

United States Patent [19] Schmura

[11] **Patent Number: Des. 406,521**

[45] **Date of Patent: **Mar. 9, 1999**

[54] **HANDLE FOR HOT WIRE CUTTING TOOL**

3,324,548 6/1967 Mascia 30/125
5,184,404 2/1993 Chen 30/250

[75] Inventor: **Eric Schmura**, Sinking Spring, Pa.

Primary Examiner—Freda Nunn
Attorney, Agent, or Firm—Howson & Howson

[73] Assignee: **Avalon Concepts Corp.**, Leesport, Pa.

[**] Term: **14 Years**

[57] **CLAIM**

[21] Appl. No.: **83,248**

The ornamental design for a handle for hot wire cutting tool, as shown and described.

[22] Filed: **Feb. 5, 1998**

DESCRIPTION

[51] **LOC (6) Cl.** **08-05**

[52] **U.S. Cl.** **D8/107**

[58] **Field of Search** D8/58, 107; 30/125, 30/155, 185, 193, 91.2, 134, 250-252, 106, 105; 7/129, 167; 140/117, 118, 121, 139, 140, 147, 149; 81/427.5, 489, 177.1

FIG. 1 is a right side elevational view of a handle for hot wire cutting tool, showing my new design; FIG. 2 is a left side elevational view thereof; FIG. 3 is a front elevational view thereof; FIG. 4 is a rear elevational view thereof; FIG. 5 is a top plan view thereof; and, FIG. 6 is a bottom plan view thereof.

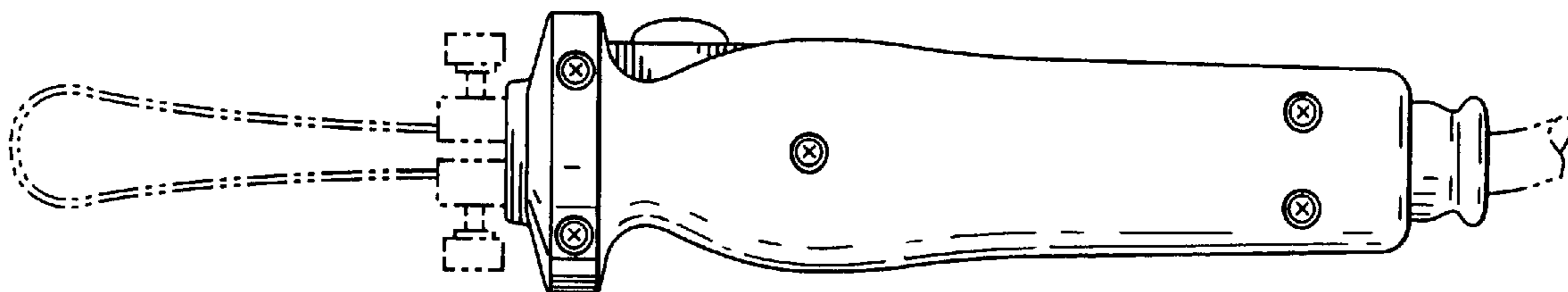
[56] **References Cited**

The broken lines showing of a pair of terminal posts, a cutting wire and a power cord in FIG. 1 are for illustrative purposes only and form no part of the claimed design.

U.S. PATENT DOCUMENTS

D. 90,251 7/1933 Hindes D8/107 X
D. 377,746 2/1997 Huang D8/107

1 Claim, 1 Drawing Sheet



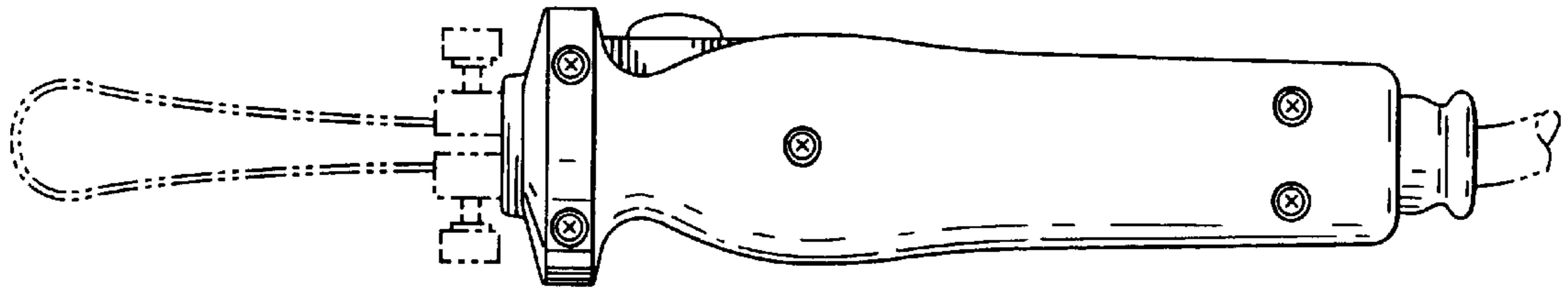


FIG. 1




FIG. 2

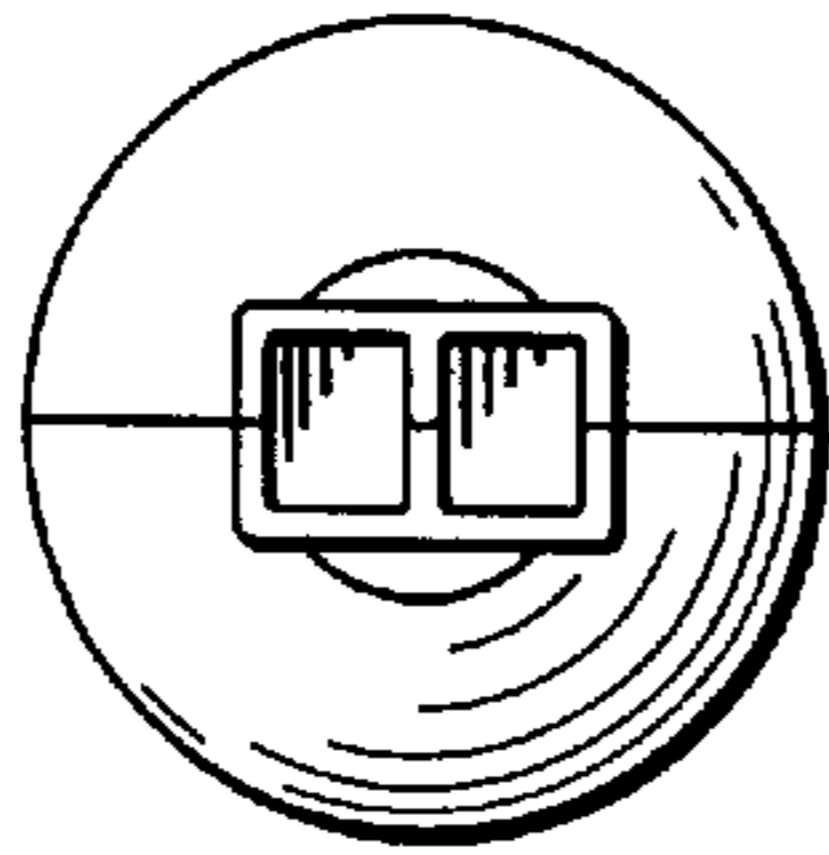


FIG. 3

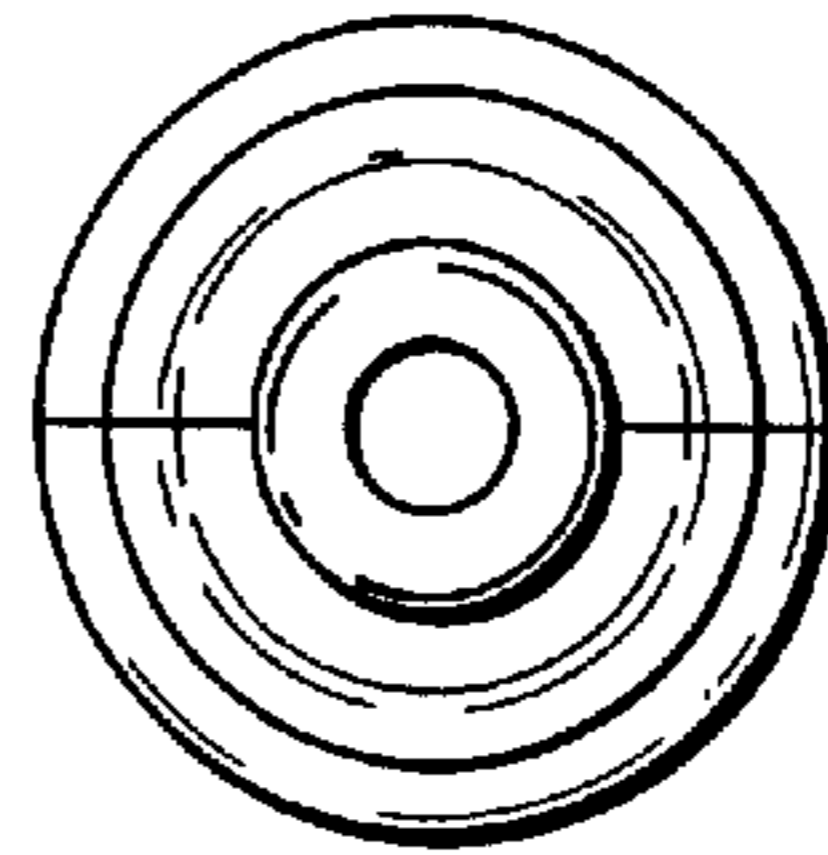


FIG. 4

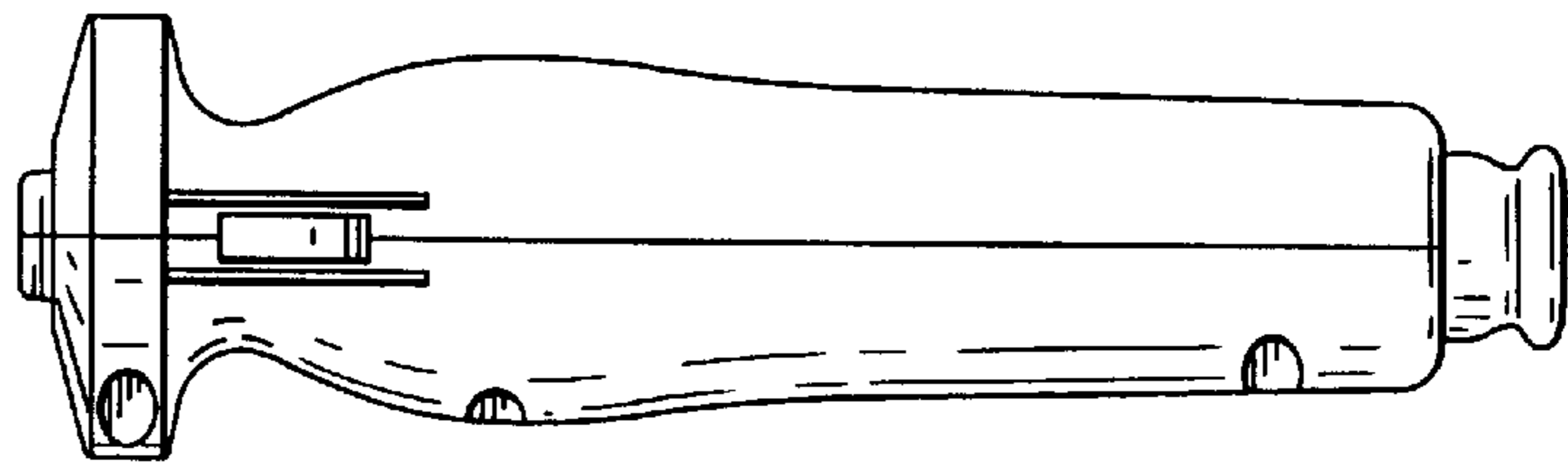


FIG. 5

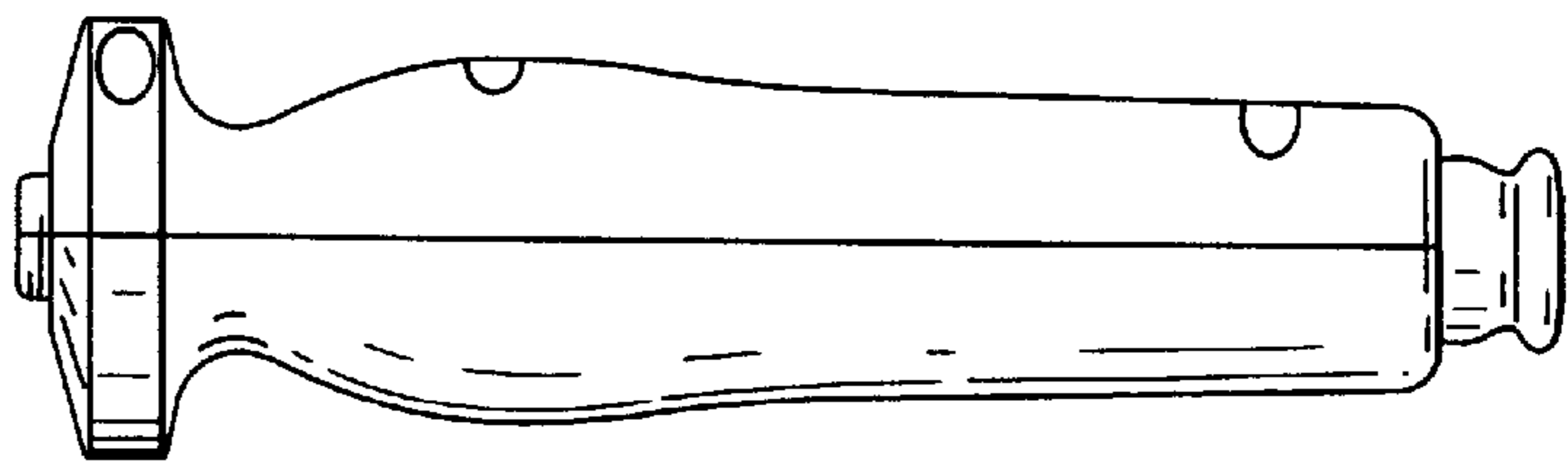


FIG. 6