



US00D406518S

United States Patent [19]
Yenkala

[11] **Patent Number: Des. 406,518**
[45] **Date of Patent: **Mar. 9, 1999**

[54] **TELESCOPIC HAND TOOL EXTENSION
DEVICE**

Primary Examiner—Freda Nunn

[76] Inventor: **Barry Owen Yenkala**, 2402 Driftwood
Pl., Ontario, Calif. 91761

[57] **CLAIM**

The ornamental design for a telescopic hand tool extension
device, as shown and described.

[**] Term: **14 Years**

DESCRIPTION

[21] Appl. No.: **79,971**

FIG. 1 is a front elevational view of the telescopic hand tool
extension device showing my new design;

[22] Filed: **Nov. 6, 1997**

FIG. 2 is a rear elevational view thereof;

[51] **LOC (6) Cl.** **08-05**

FIG. 3 is a left side view thereof;

[52] **U.S. Cl.** **D8/106**

FIG. 4 is a right side view thereof;

[58] **Field of Search** D8/51, 52, 4, 14,
D8/107, 104, 106; 294/19.1, 50.8, 50.9

FIG. 5 is a top plan view thereof;

FIG. 6 is a bottom plan view thereof; and,

[56] **References Cited**

FIG. 7 is an exploded side elevational view thereof.

FIGS. 1-4 are shown fragmented to indicate that for ease of
illustration a precise length of the article is not claimed.

U.S. PATENT DOCUMENTS

- D. 276,690 12/1984 Hamatani D8/107 X
- D. 377,745 2/1997 Laun D8/107

1 Claim, 3 Drawing Sheets




FIG. 1

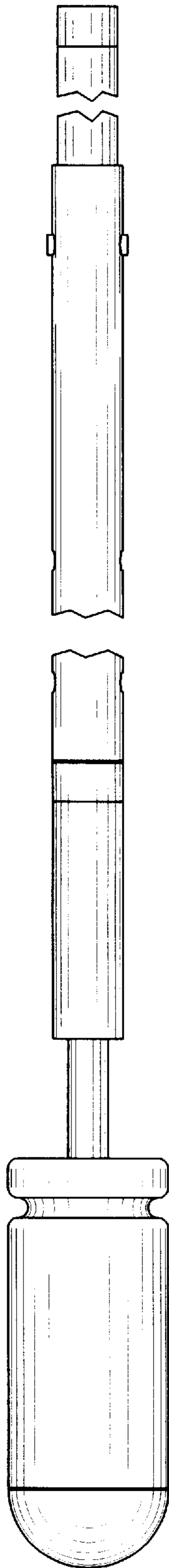


FIG. 2

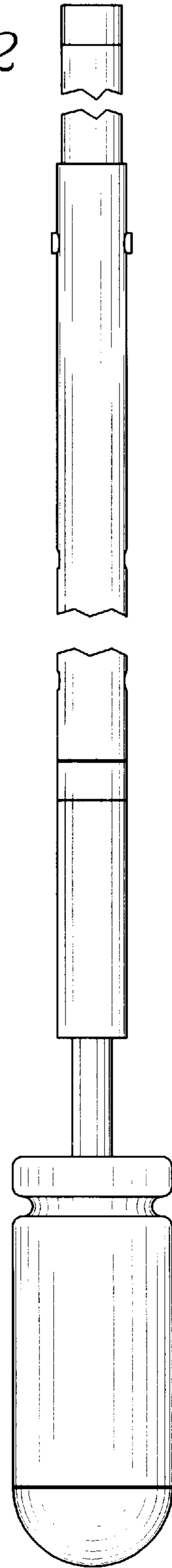


FIG. 3

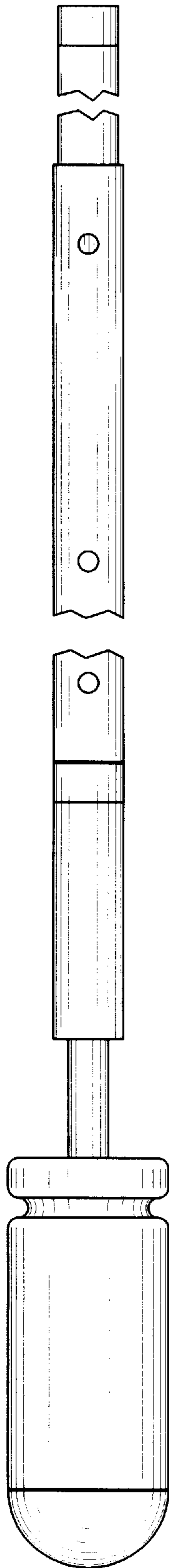


FIG. 4

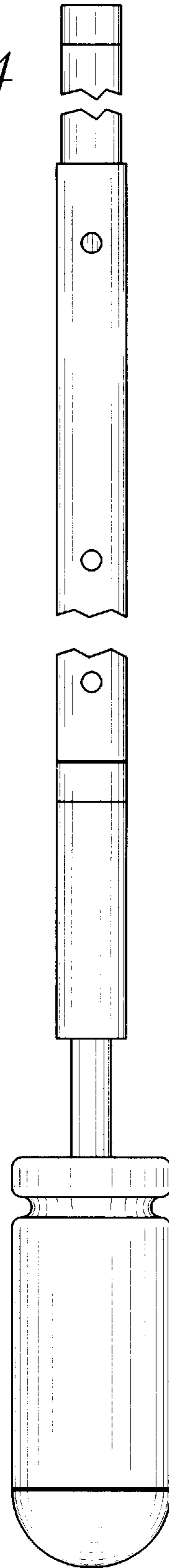


FIG. 5

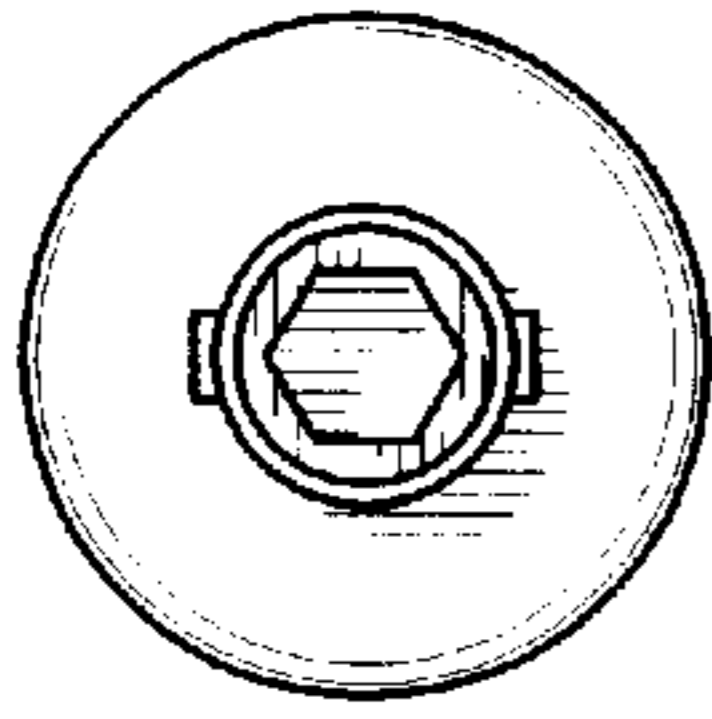


FIG. 6

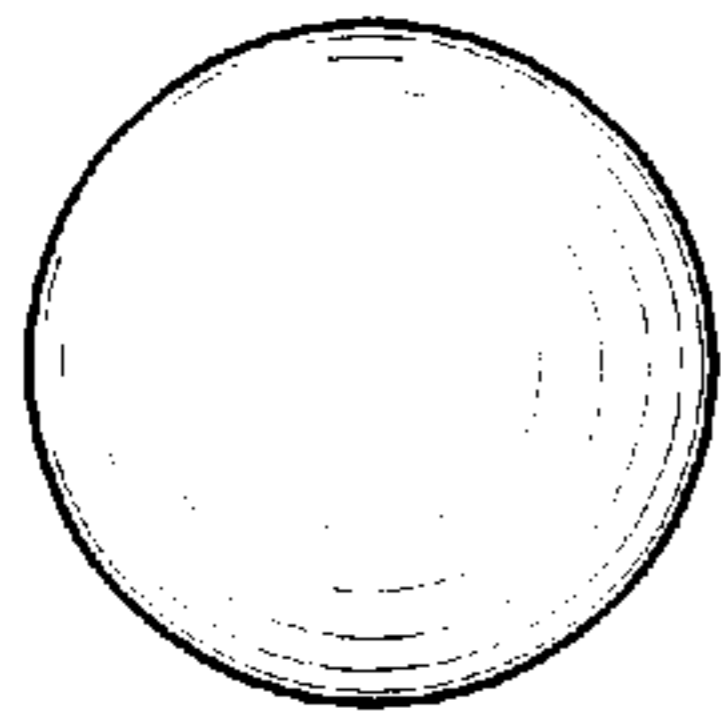


FIG. 7

