



US00D406517S

# United States Patent [19] Ali

[11] **Patent Number: Des. 406,517**

[45] **Date of Patent: \*\*Mar. 9, 1999**

[54] **SANDING BLOCK**

[76] **Inventor: Frank Ali**, 611 Yellow Springs-Fairfield Rd., Fairborn, Ohio 45324

[\*\*] **Term: 14 Years**

[21] **Appl. No.: 74,600**

[22] **Filed: Aug. 6, 1997**

[51] **LOC (6) Cl. .... 08-05**

[52] **U.S. Cl. .... D8/90**

[58] **Field of Search .... D8/90, 91, 92, D8/93, 94; 451/523, 524, 525, 540**

[56] **References Cited**

**U.S. PATENT DOCUMENTS**

D. 377,305	1/1997	Bliss	.....	D8/90
1,599,906	9/1926	McKnight	.....	451/524
1,927,574	9/1933	Parks	.....	451/524
2,400,928	5/1946	Hein	.....	451/523
2,438,977	4/1948	Rosemeyer	.....	451/524
2,569,253	9/1951	Opland	.....	451/523
2,670,579	3/1954	Applegate	.....	451/524
2,765,593	10/1956	Salmon et al.	.....	451/523
4,320,601	3/1982	Haney	.....	451/523
5,383,308	1/1995	Beloff et al.	.....	451/523
5,470,273	11/1995	Mertens	.....	451/540

**OTHER PUBLICATIONS**

3M Paint Dept. Product 1996.  
Norton—"Rough and Ready" undated.  
Norton "True Grit" 1993.

*Primary Examiner*—Philip S. Hyder  
*Attorney, Agent, or Firm*—R. William Graham

[57] **CLAIM**

I claim the ornamental design for a sanding block, as shown and described.

**DESCRIPTION**

FIG. 1 is a perspective view of a sanding block showing my new design taken at 30° from the left;  
FIG. 2 is a front side view of a sanding block showing my new design;  
FIG. 3 is a back side view of a sanding block showing my new design;  
FIG. 4 is a left end view of a sanding block showing my new design;  
FIG. 5 is a right end view of a sanding block showing my new design;  
FIG. 6 is a top view of a sanding block showing my new design; and,  
FIG. 7 is a bottom view of a sanding block showing my new design.

**1 Claim, 3 Drawing Sheets**

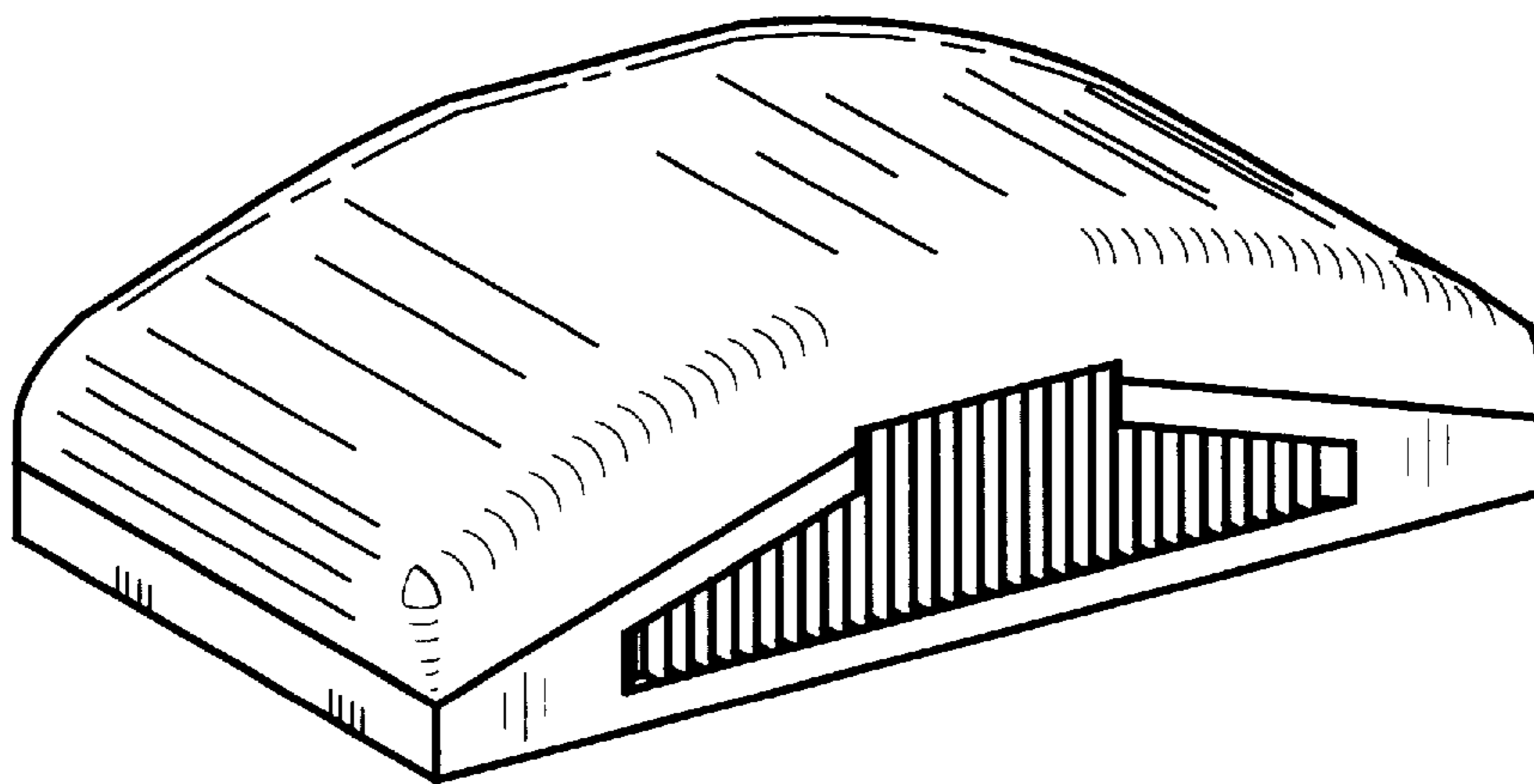


FIG. 1

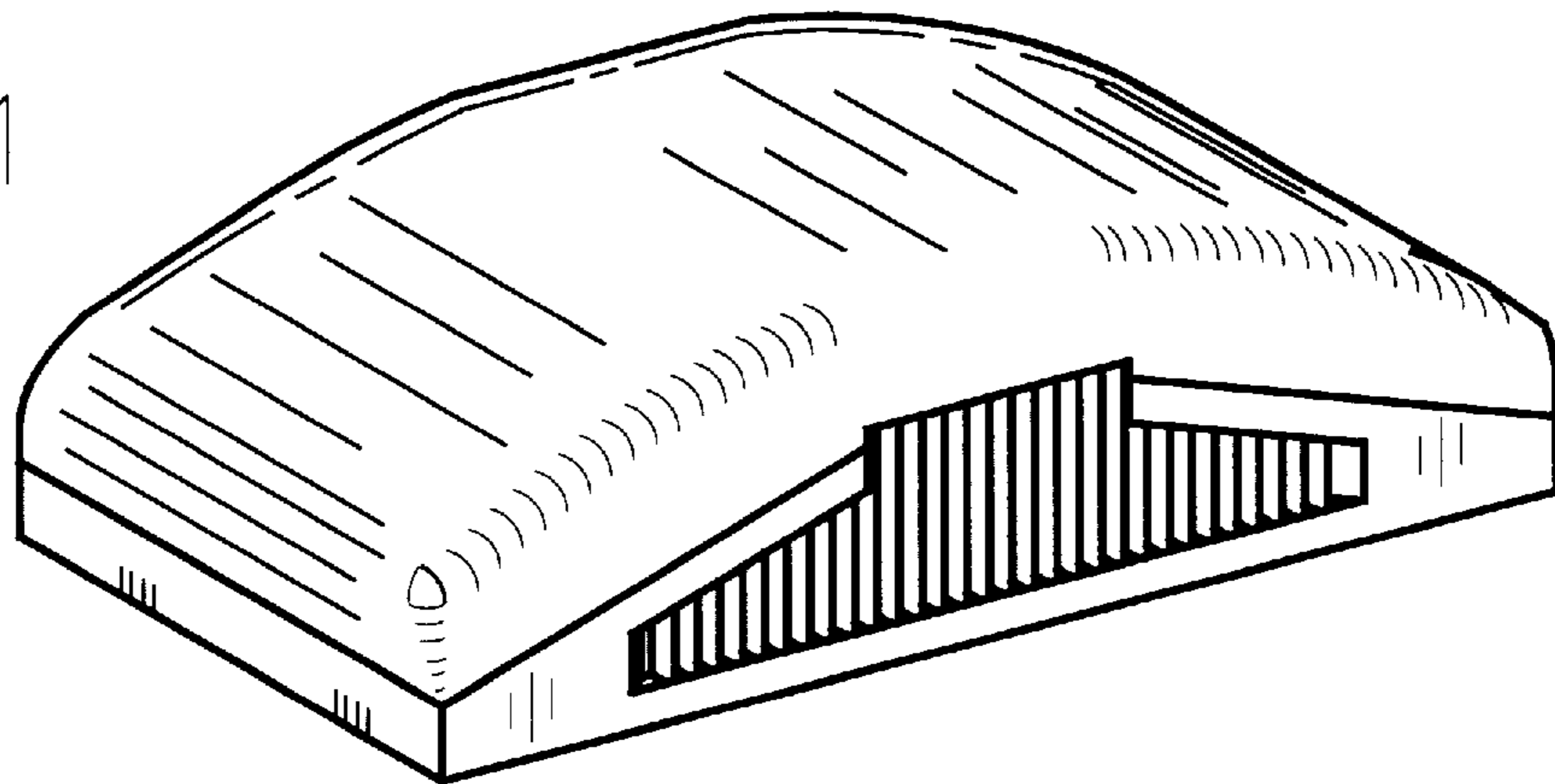


FIG. 2

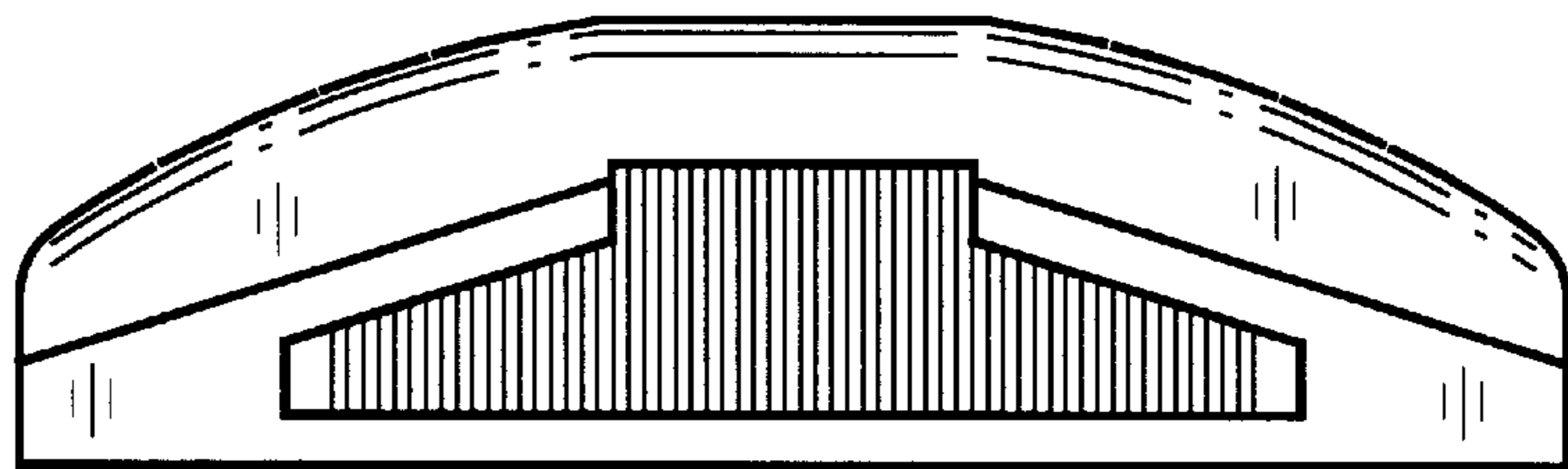


FIG. 3

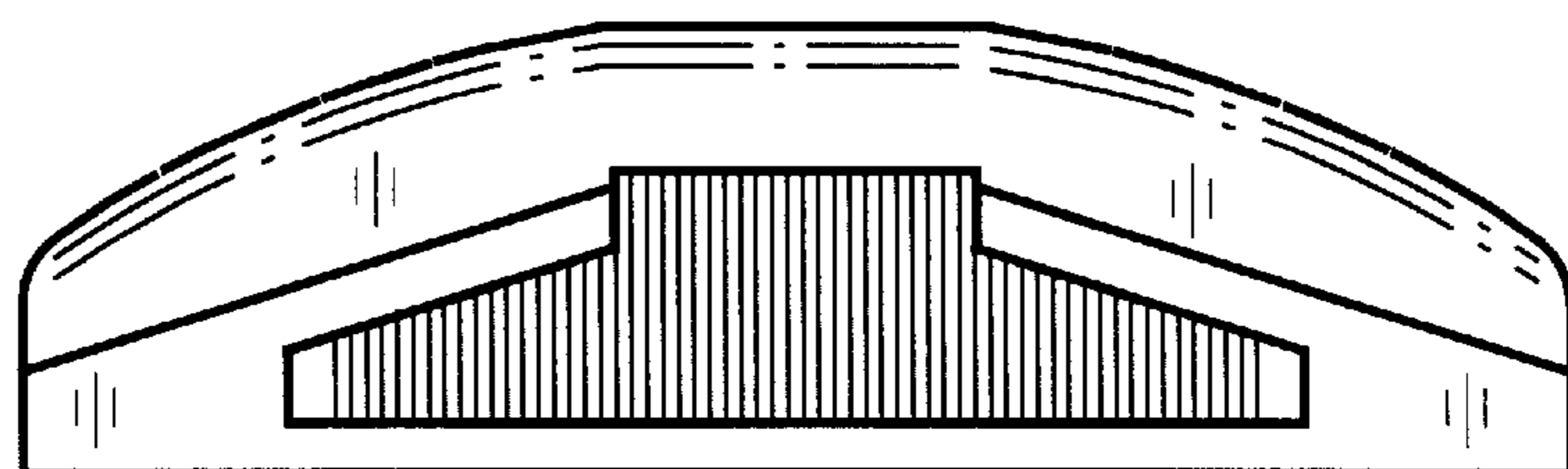


FIG. 4

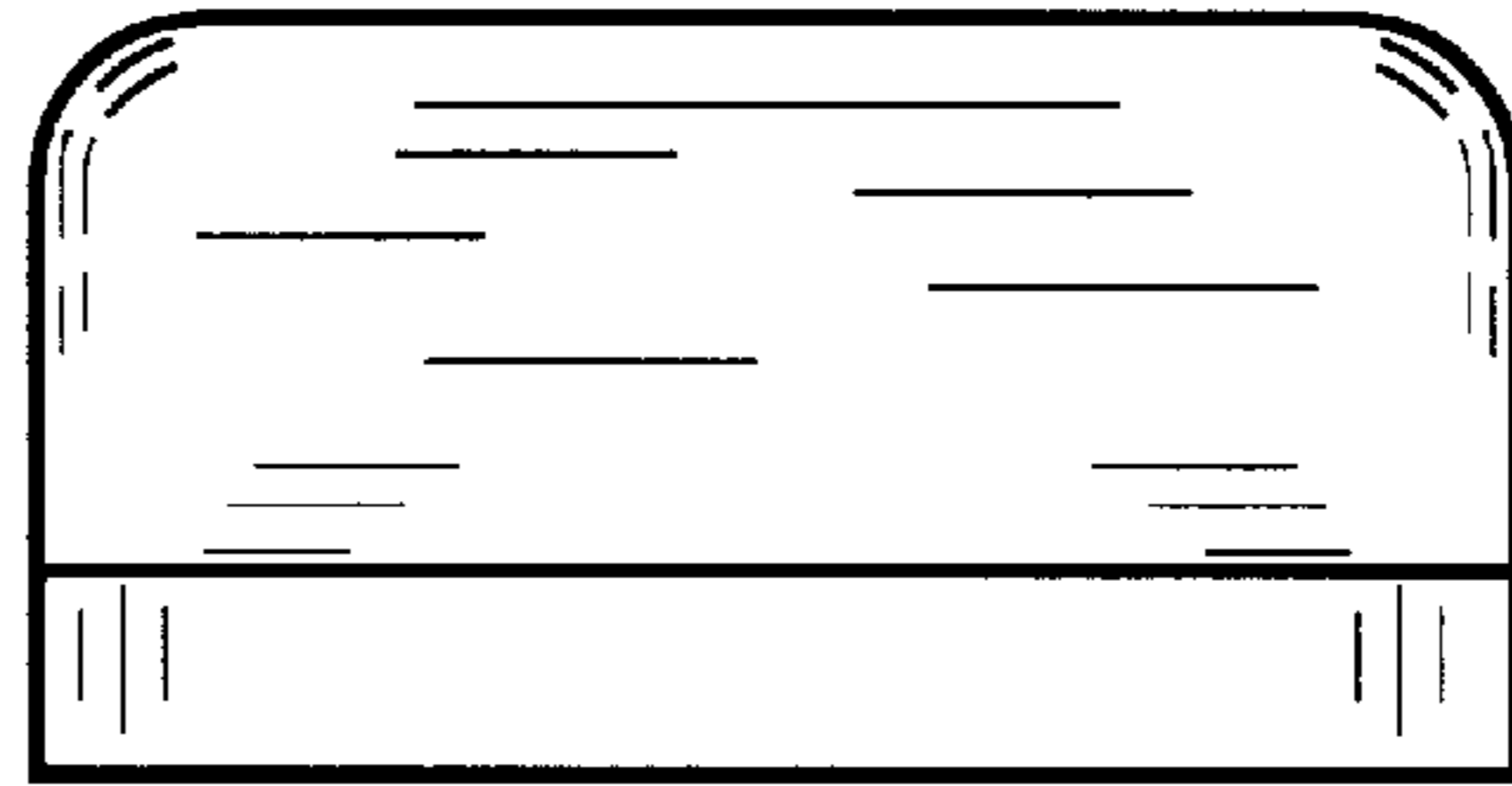


FIG. 5




FIG. 6




FIG. 7

