



US00D406515S

United States Patent [19]
Ali

[11] **Patent Number: Des. 406,515**

[45] **Date of Patent: **Mar. 9, 1999**

[54] **SANDING BLOCK**

[76] Inventor: **Frank Ali**, 611 Yellow Springs-Fairfield Rd., Fairborn, Ohio 45324

[**] Term: **14 Years**

[21] Appl. No.: **74,597**

[22] Filed: **Aug. 6, 1997**

[51] **LOC (6) Cl. 08-05**

[52] **U.S. Cl. D8/90**

[58] **Field of Search D8/90, 91, 92, D8/93, 94; 451/523, 524, 525, 540**

[56] **References Cited**

U.S. PATENT DOCUMENTS

D. 377,305	1/1997	Bliss	D8/90
1,599,906	9/1926	McKnight	451/524
1,927,574	9/1933	Parks	451/524
2,400,928	5/1946	Hein	451/523
2,438,977	4/1948	Rosemeyer	451/524
2,569,253	9/1951	Opland	451/523
2,670,579	3/1954	Applegate	451/524
2,765,593	10/1956	Salmon et al.	451/523
4,320,601	3/1982	Haney	451/523
5,383,308	1/1995	Beloff et al.	451/523
5,470,273	11/1995	Mertens	451/540

OTHER PUBLICATIONS

3M Paint Dept Products, 1996.
Norton "Rough And Ready", undated.
Norton "True Grit", 1993.

Primary Examiner—Philip S. Hyder
Attorney, Agent, or Firm—R. William Graham

[57] **CLAIM**

I claim the ornamental design for a sanding block, as shown and described.

DESCRIPTION

FIG. 1 is a perspective view of a sanding block showing my new design taken at 30° from the left;
FIG. 2 is a front side view of a sanding block showing my new design;
FIG. 3 is a back side view of a sanding block showing my new design;
FIG. 4 is a left end view of a sanding block showing my new design;
FIG. 5 is a right end view of a sanding block showing my new design;
FIG. 6 is a bottom view of a sanding block showing my new design; and,
FIG. 7 is a top view of a sanding block showing my new design.

1 Claim, 3 Drawing Sheets

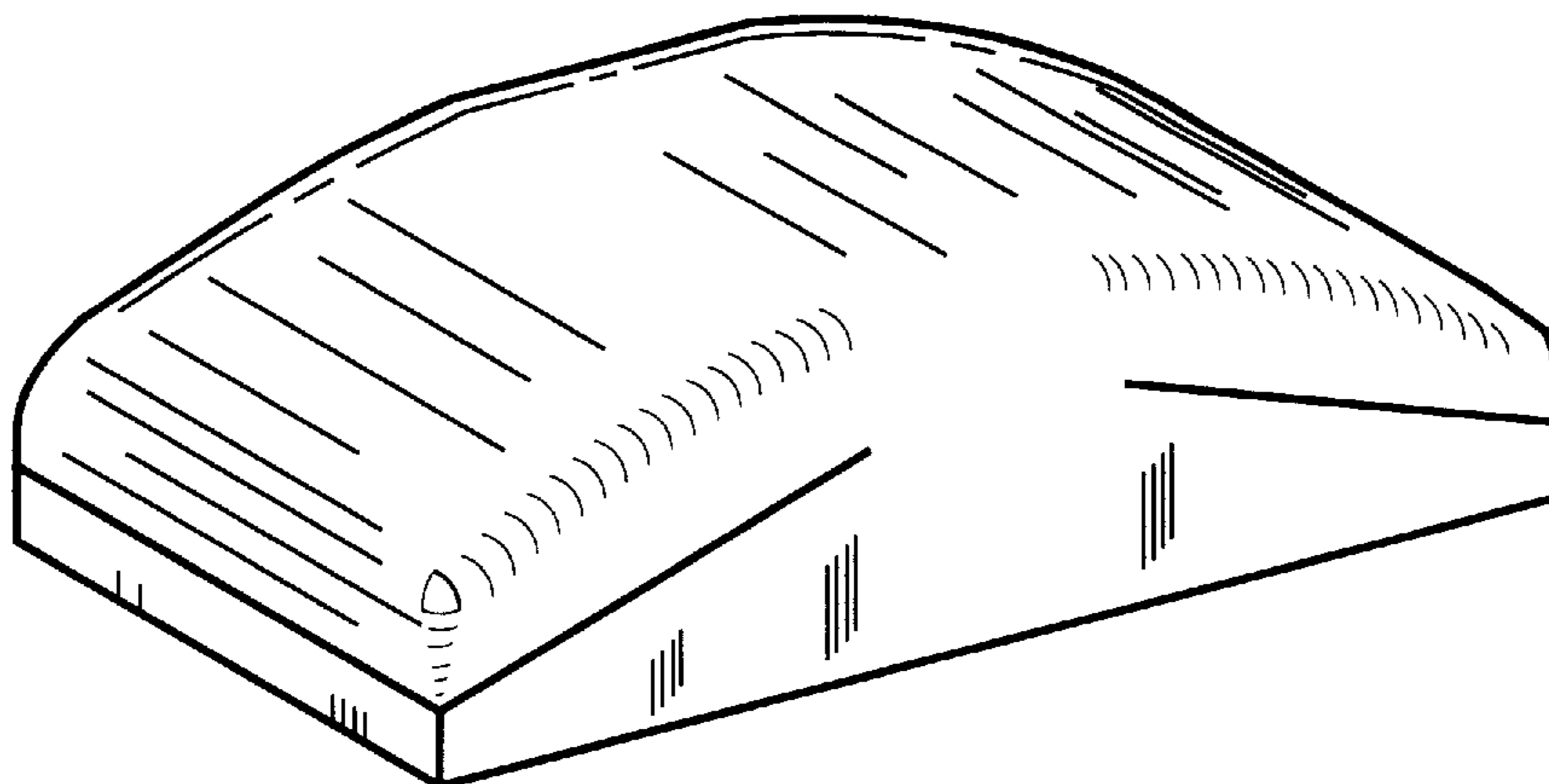


FIG. 1

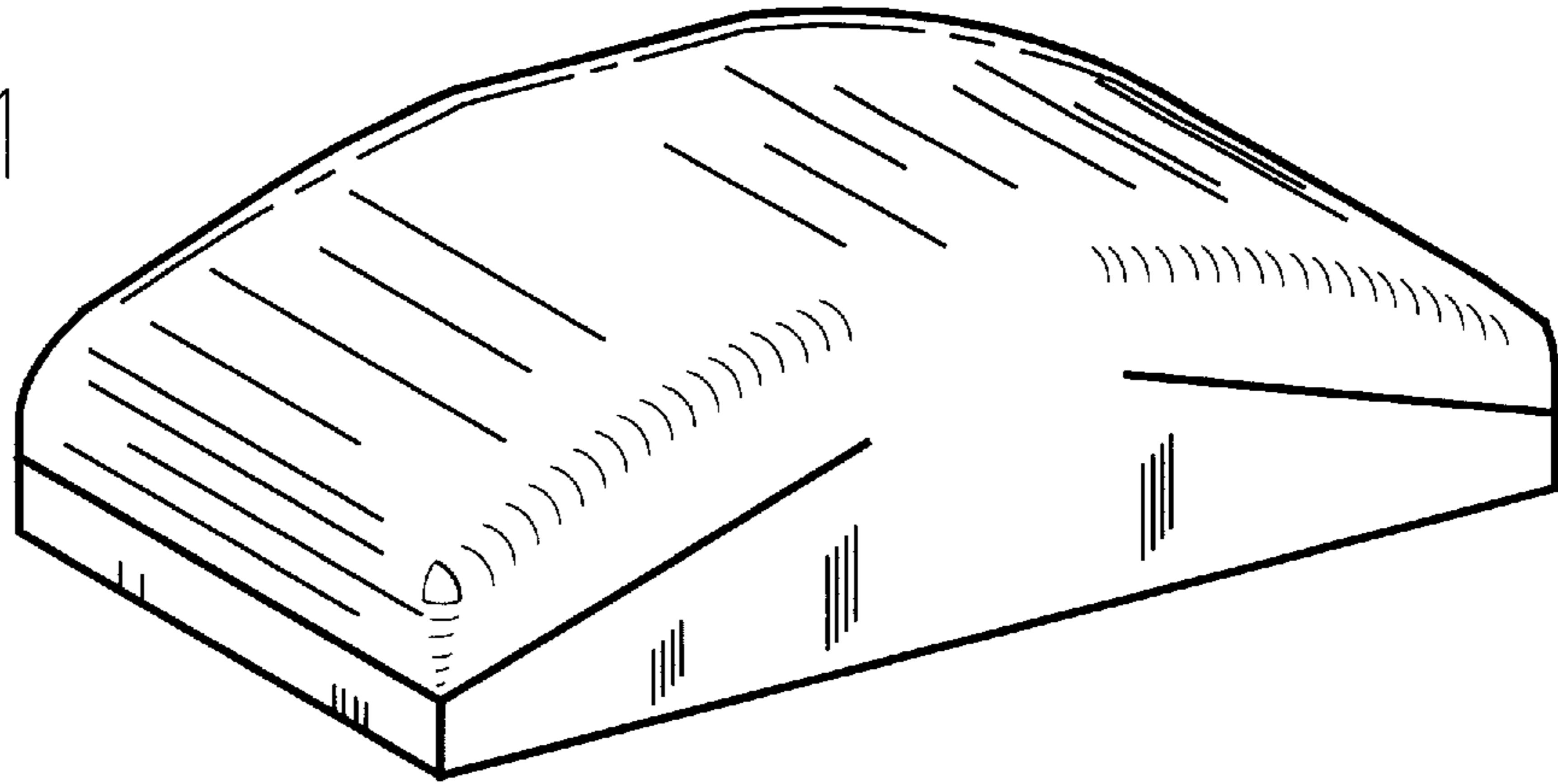


FIG. 2

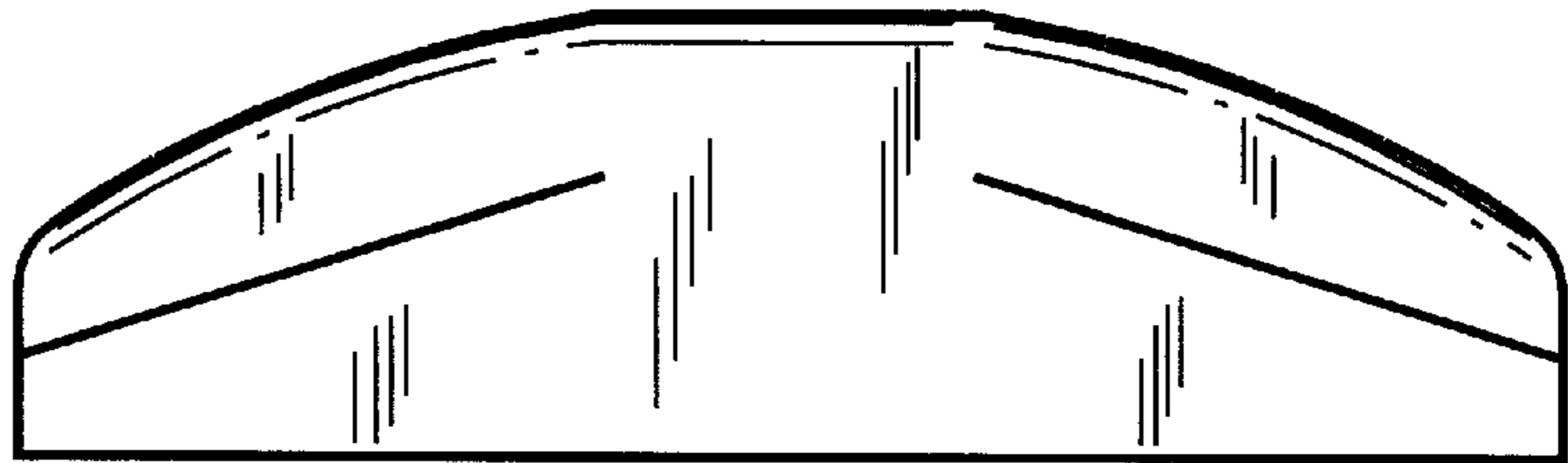


FIG. 3

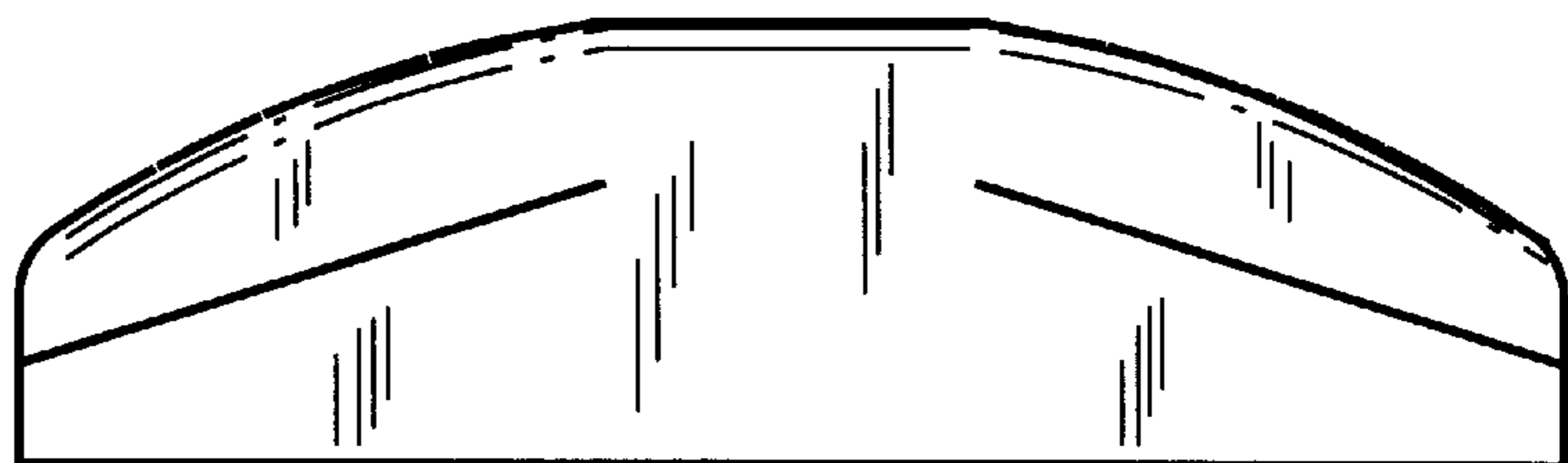


FIG. 4



FIG. 5




FIG. 6

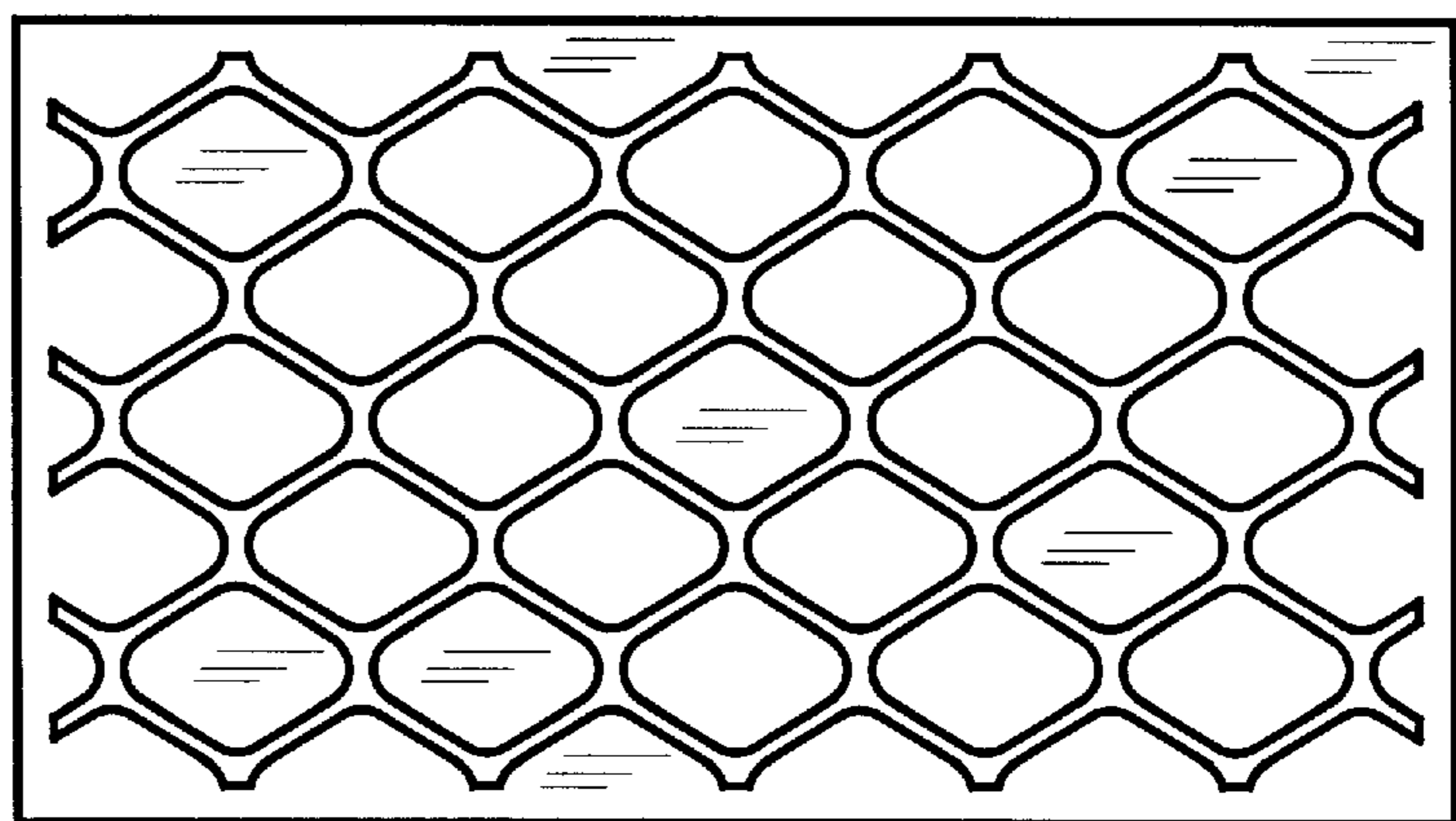


FIG. 7

