



US00D406512S

United States Patent [19] Gardner

[11] **Patent Number: Des. 406,512**

[45] **Date of Patent: **Mar. 9, 1999**

[54] **EXTENDED TAB POWER TOOL STRIP**

[75] Inventor: **Robert J. Gardner**, Bethalto, Ill.

[73] Assignee: **Olin Corporation**, East Alton, Ill.

[**] Term: **14 Years**

[21] Appl. No.: **83,463**

[22] Filed: **Feb. 6, 1998**

[51] **LOC (6) Cl. 08-01**

[52] **U.S. Cl. D8/70**

[58] **Field of Search D8/70; 89/35.01;
102/530, 531**

5,355,766 10/1994 Brede et al. .
5,429,291 7/1995 Thompson .
5,811,717 9/1998 Day et al. 89/35.01

Primary Examiner—Antoine Duval Davis
Attorney, Agent, or Firm—Gregory S. Rosenblatt; Wiggin & Dana

[57] **CLAIM**

The ornamental design for an extended tab power tool strip, as shown and described.

DESCRIPTION

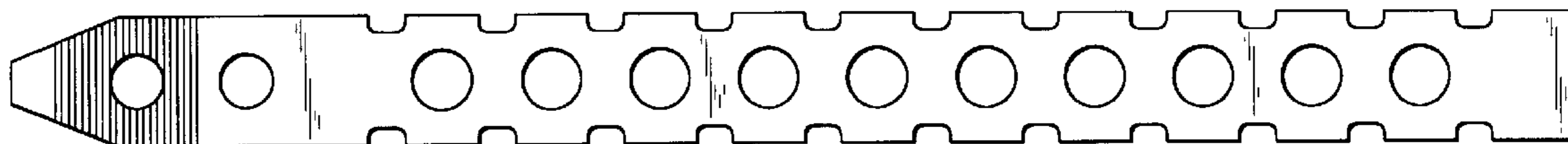
FIG. 1 is a top planar view of an extended tab power tool strip showing my new design;
FIG. 2 is a bottom planar view of an extended tab power tool strip showing my new design;
FIG. 3 is a right side perspective view of an extended tab power tool strip showing my new design;
FIG. 4 is a front perspective view of an extended tab power tool strip showing my new design;
FIG. 5 is a rear perspective view of an extended tab power tool strip showing my new design; and,
FIG. 6 is a magnified right perspective view of the circled portion of FIG. 3.

[56] **References Cited**

U.S. PATENT DOCUMENTS

3,318,245	5/1967	Ferri et al.	89/35.01
3,349,710	10/1967	Sposimo	89/35.01
3,981,424	9/1976	Maier .	
4,114,792	9/1978	Pomeroy .	
4,687,126	8/1987	Brosius et al. .	
4,858,811	8/1989	Brosius et al. .	
5,208,420	5/1993	Hamilton et al. .	
5,251,532	10/1993	Frommelt et al. .	

1 Claim, 1 Drawing Sheet



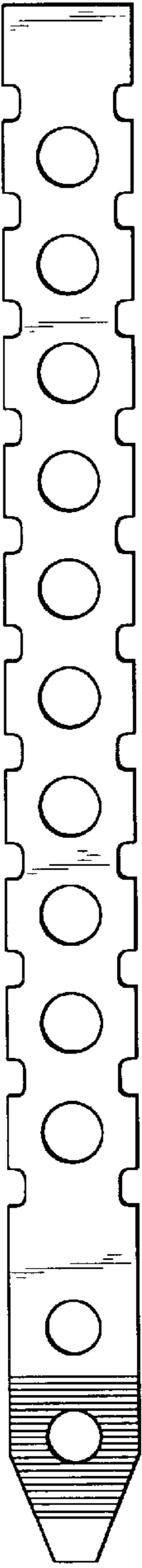


FIG. 1




FIG. 2

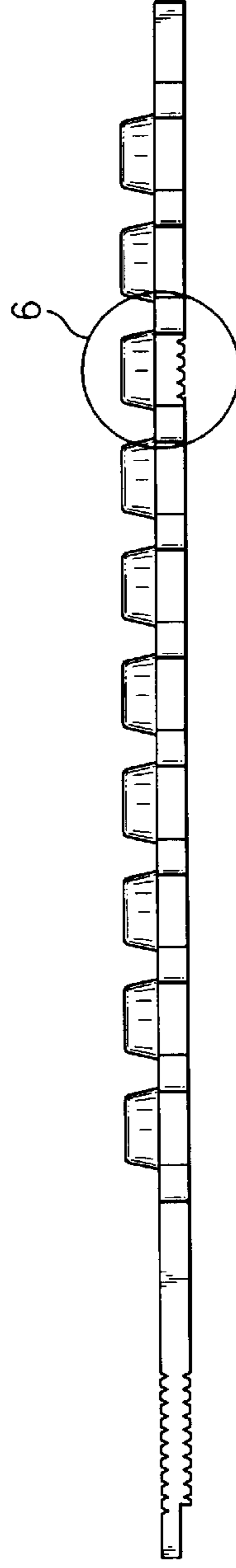


FIG. 3



FIG. 4

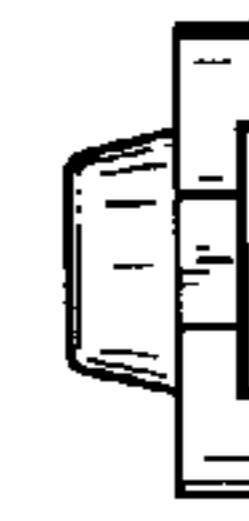


FIG. 5




FIG. 6