



US00D406507S

United States Patent [19] Mock

[11] **Patent Number:** **Des. 406,507**
[45] **Date of Patent:** ****Mar. 9, 1999**

[54] **COMPOUND ACTION SNIPS**

[75] Inventor: **Mel Corrie Mock**, Rocky Ford, Ga.
[73] Assignee: **Cooper Industries, Inc.**, Houston, Tex.
[**] Term: **14 Years**

[21] Appl. No.: **79,283**

[22] Filed: **Nov. 12, 1997**

[51] **LOC (6) Cl.** **08-05**

[52] **U.S. Cl.** **D8/52**

[58] **Field of Search** D8/52, 58, 107;
7/129, 132; 30/91.2, 125, 134, 193, 250-252;
140/117, 118, 121, 139, 140, 147, 149,
105, 106

[56] **References Cited**

U.S. PATENT DOCUMENTS

D. 250,166	11/1978	Davies	D8/58 X
D. 358,312	5/1995	Keenan	D8/52
2,758,490	8/1956	Williams	30/91.2
4,079,513	3/1978	Harrison	.	
4,439,923	4/1984	Scranton	30/252
4,463,497	8/1984	O'Keeffe	.	

4,502,222	3/1985	Sargent	.	
4,505,038	3/1985	Porter	30/193
5,003,695	4/1991	Lipscomb et al.	.	
5,058,277	10/1991	Kishimoto	30/252
5,267,400	12/1993	Danube et al.	.	
5,699,617	12/1997	Mock	.	

OTHER PUBLICATIONS

Wiss Catalog, *Snips*, pp. 1-4, 1996.

Primary Examiner—Freda Nunn

Attorney, Agent, or Firm—Burns, Doane, Swecker & Mathis, L.L.P.

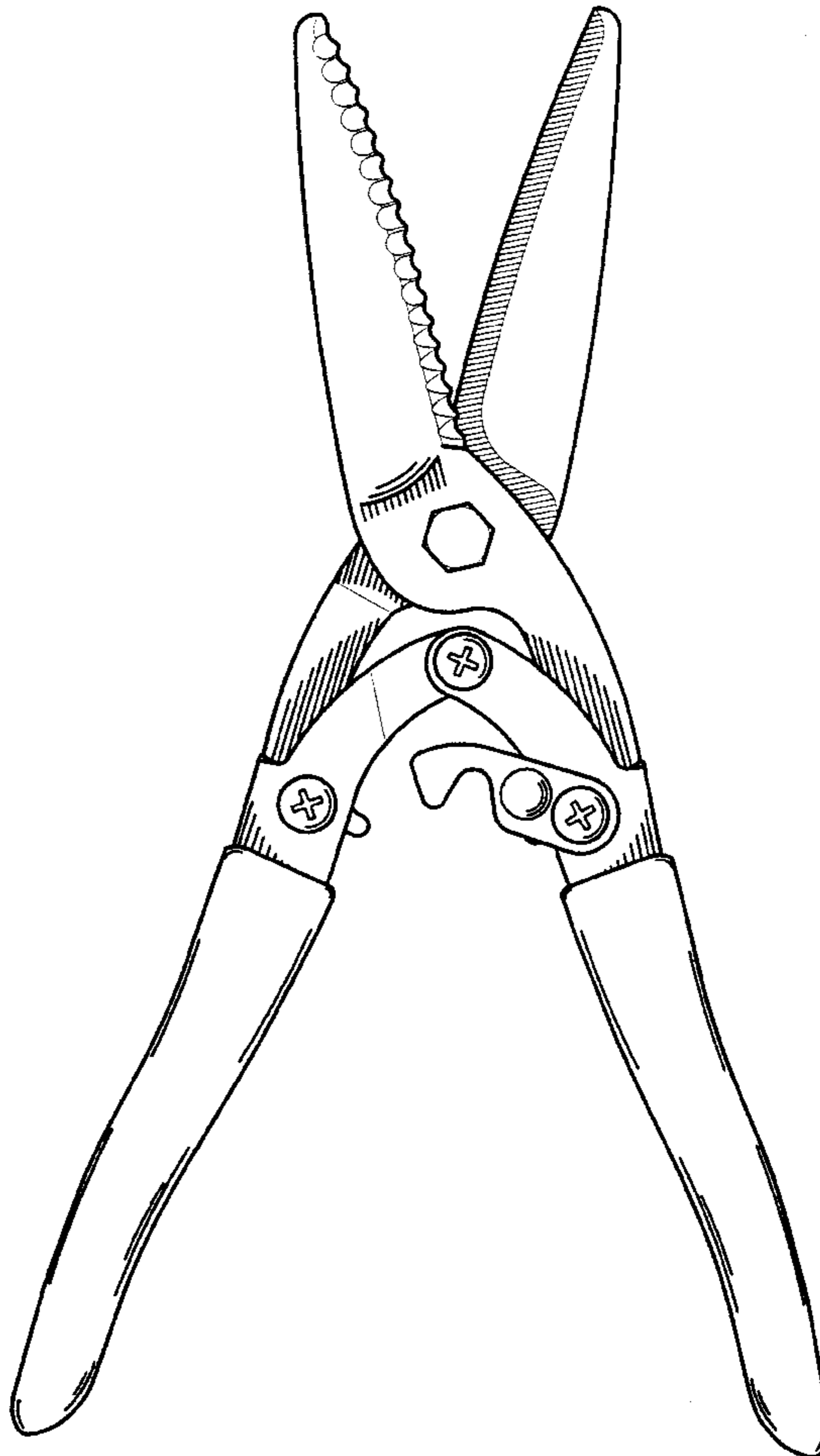
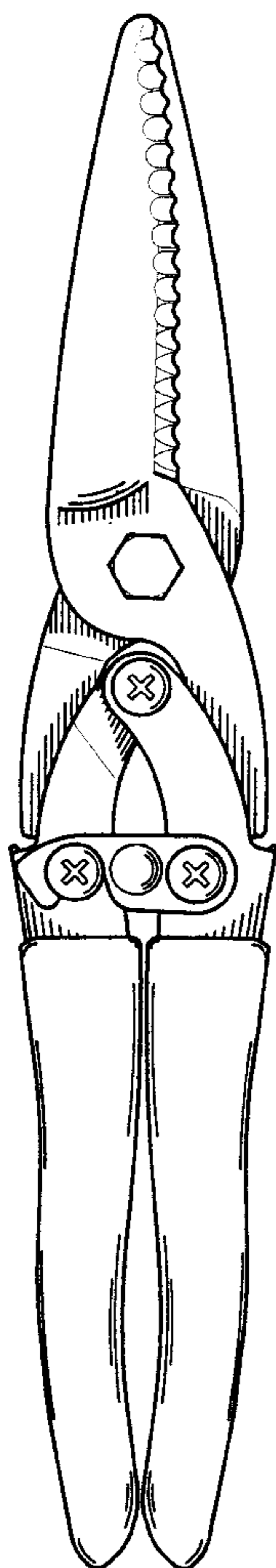
[57] **CLAIM**

The ornamental design for the compound action snips, as shown and described.

DESCRIPTION

FIG. 1 is a front view of the compound action snips showing my new design;
FIG. 2 is a rear view thereof;
FIG. 3 is a right side view thereof the left side being a mirror image; and,
FIG. 4 is a front view showing the snips in an open position.

1 Claim, 3 Drawing Sheets



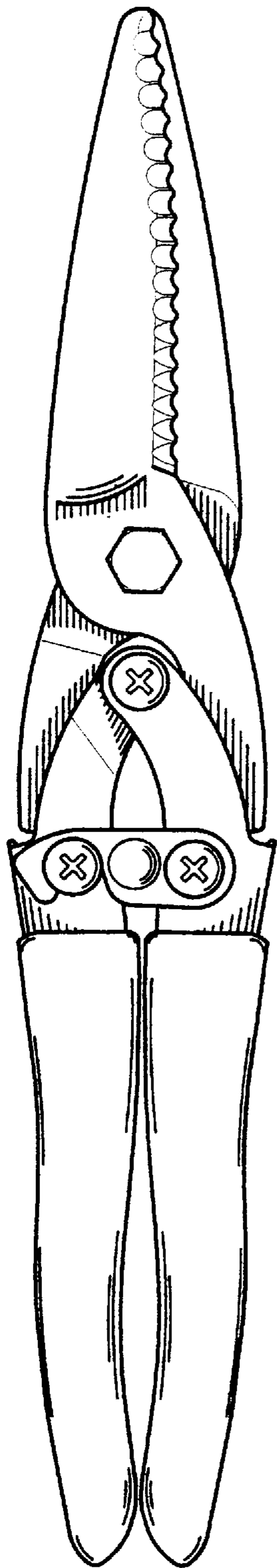


Fig. 1

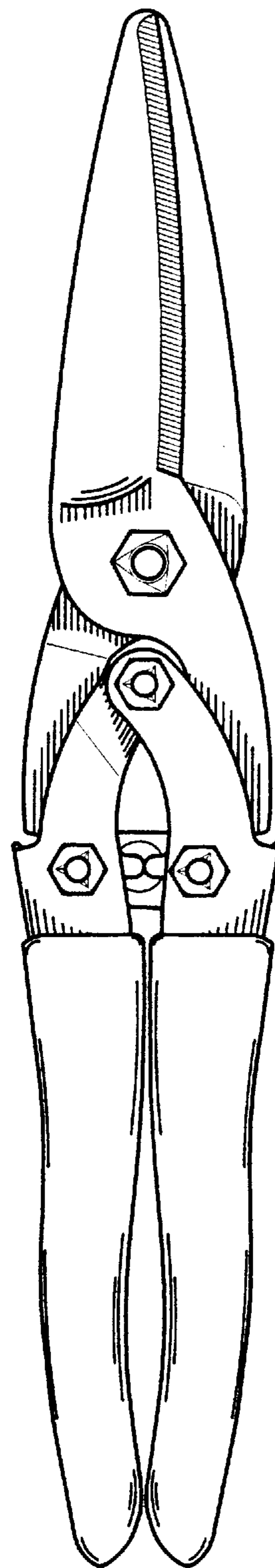


Fig. 2




Fig. 3

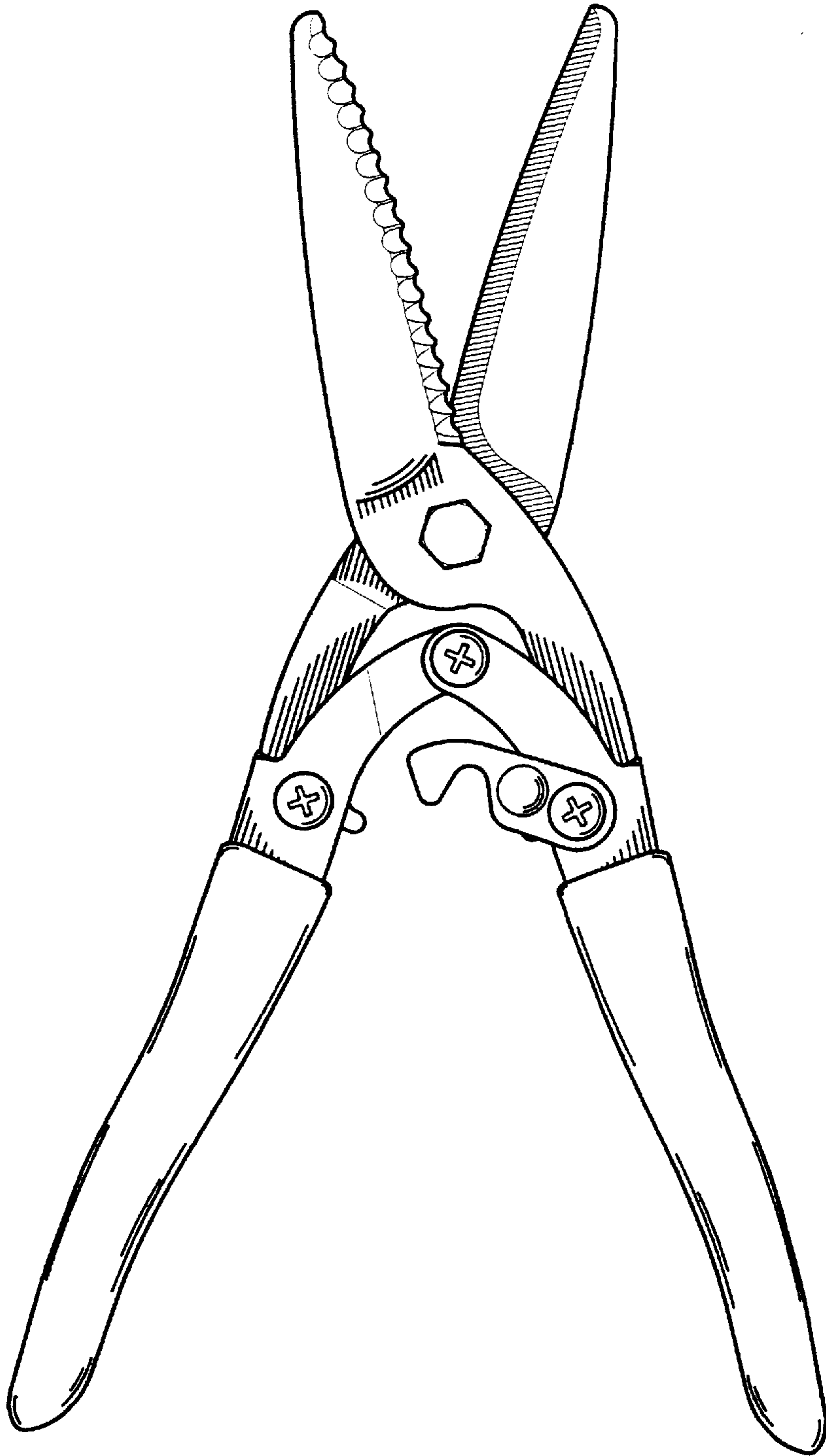


Fig. 4