



US00D406502S

United States Patent [19]
Schultz et al.

[11] **Patent Number: Des. 406,502**

[45] **Date of Patent: ***Mar. 9, 1999**

[54] **DEXTROROTATORY TREE CUTTING
BLADE**

2,963,844 12/1960 Engler 56/295
3,103,093 9/1963 House, Jr. 56/295
5,617,636 4/1997 Taggett et al. 30/276

[75] Inventors: **Jeffrey L. Schultz**, Rutland; **Edward J. Grossi**, Proctor, both of Vt.

Primary Examiner—Caron D. Veynar
Attorney, Agent, or Firm—John J. Welch, Jr., Esq.

[73] Assignee: **Tuff-Kutt, Inc.**, Rutland, Vt

[*] Notice: The term of this patent shall not extend beyond the expiration date of Pat. No. D. 397,007.

[**] Term: **14 Years**

[57] **CLAIM**

The ornamental design for a dextrorotatory tree cutting blade, as shown and described.

[21] Appl. No.: **67,869**

[22] Filed: **Mar. 13, 1997**

[51] **LOC (6) Cl.** **08-03**

[52] **U.S. Cl.** **D8/20**

[58] **Field of Search** D8/16, 19, 20,
D8/47, 98, 99; 7/158, 170; 30/161, 165,
166.3, 332, 346; 125/3, 12, 15, 13.01, 13.02

DESCRIPTION

FIG. 1 is a bottom plan view of the instant dextrorotatory tree cutting blade;

FIG. 2 is a lateral plan view of the blade featuring its curved side;

FIG. 3 is a lateral plan view of the blade featuring its beveled edge side;

FIG. 4 is a plan view of the tapered bottom edge of the blade;

FIG. 5 is a plan view of the curved top side thereof; and,


FIG. 6 is a top plan view thereof.

[56] **References Cited**

U.S. PATENT DOCUMENTS

D. 171,522 2/1954 Zimmerman D8/20

1 Claim, 1 Drawing Sheet



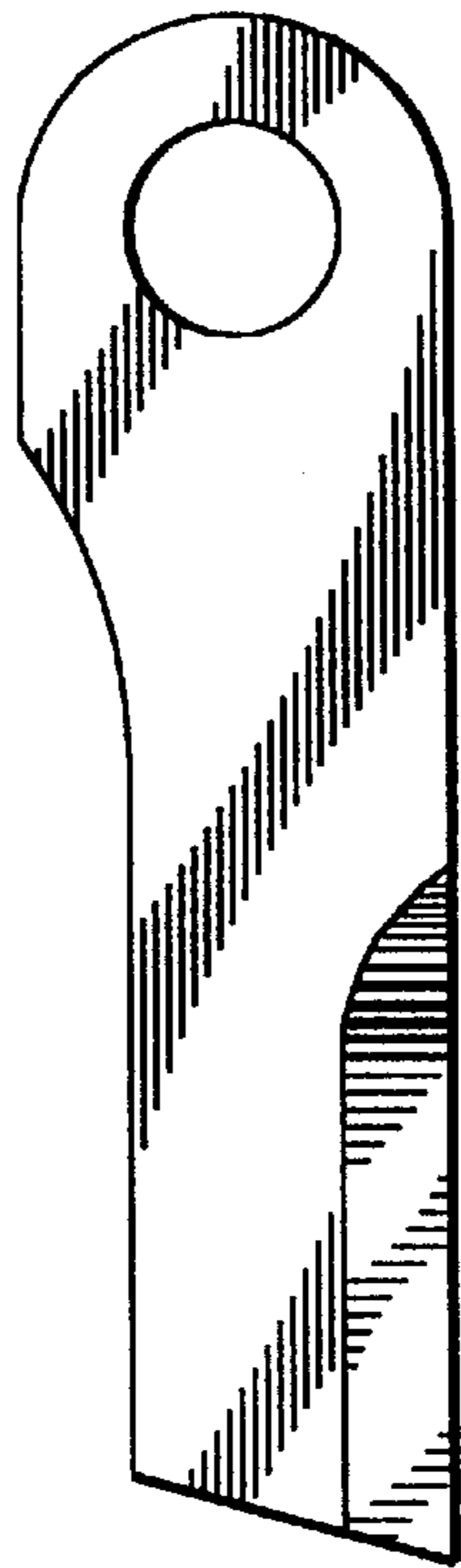


FIG. 1




FIG. 2



FIG. 3



FIG. 4



FIG. 5

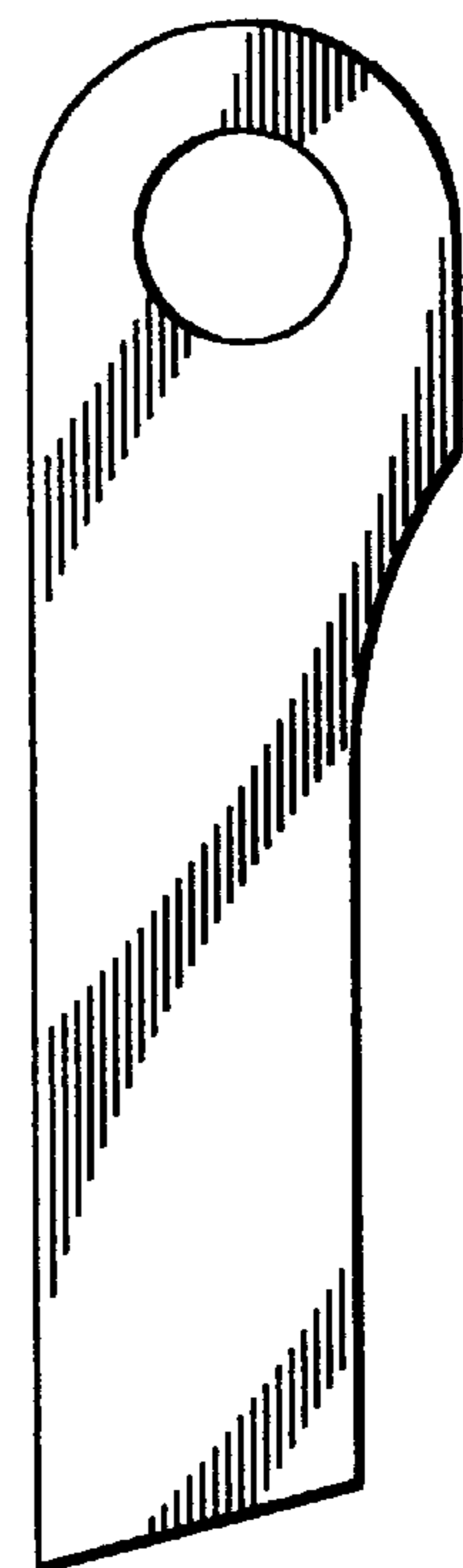


FIG. 6