



US00D406492S

**United States Patent** [19]  
**Kibbe et al.**

[11] **Patent Number: Des. 406,492**  
[45] **Date of Patent: \*\*Mar. 9, 1999**

[54] **LAMINATED WOOD SALT SHAKER** 4,771,954 9/1988 Poncy ..... 241/169.1

[75] Inventors: **Marcus W. Kibbe**, San Marcos, Calif.;  
**Romman Lin; Chen Te-Kuei**, both of  
Taipei, Taiwan; **Utai Uprasen**,  
Bangkok, Thailand

*Primary Examiner*—Terry A. Wallace  
*Attorney, Agent, or Firm*—Kinney & Lange, P.A.

[73] Assignee: **Dudley Kebow, Inc.**, Oceanside, Calif.

[57] **CLAIM**

[\*\*] Term: **14 Years**

The ornamental design for a laminated wood salt shaker, as shown and described.

[21] Appl. No.: **81,679**

**DESCRIPTION**

[22] Filed: **Jan. 8, 1998**

[51] **LOC (6) Cl.** ..... **07-06**

[52] **U.S. Cl.** ..... **D7/591**

[58] **Field of Search** ..... D7/590–597, 679;  
222/142.1–142.9; 241/168, 169, 169.1,  
169.2, 285.1


FIG. 1 is a perspective view;  
FIG. 2 is a front elevational view;  
FIG. 3 is a rear elevational view;  
FIG. 4 is a right side view;  
FIG. 5 is a left side view;  
FIG. 6 is a top plan view; and,  
FIG. 7 is a bottom plan view.

[56] **References Cited**


**U.S. PATENT DOCUMENTS**

D. 49,228 6/1916 Sinclair ..... D7/597


**1 Claim, 3 Drawing Sheets**




*Fig. 1*




*Fig. 2*




*Fig. 3*




*Fig. 4*






*Fig. 5*



*Fig. 6*



*Fig. 7*