



US00D406477S

United States Patent [19]

Walters-Dowding et al.

[11] Patent Number: **Des. 406,477**

[45] Date of Patent: ****Mar. 9, 1999**

[54] ACCENT STAND

[75] Inventors: **Andrea Walters-Dowding**, Dresden;
Lynn Lippert, Newark, both of Ohio;
David Mathews; Durward L. Staten,
both of Mountain View, Ark.

[73] Assignee: **The Longaberger Company**, Newark,
Ohio

[**] Term: **14 Years**

[21] Appl. No.: **84,104**

[22] Filed: **Feb. 24, 1998**

Related U.S. Application Data

[63] Continuation of Ser. No. 78,202, Oct. 21, 1997, abandoned,
and a continuation-in-part of Ser. No. 69,526, Apr. 24, 1997,
which is a continuation-in-part of Ser. No. 68,271, Mar. 24,
1997.

[51] LOC (6) Cl. **06-03**

[52] U.S. Cl. **D6/464; D6/450**

[58] Field of Search D6/450, 451, 458,
D6/460-462, 464, 465, 477, 479, 487,
403, 405, 499; 211/1, 131, 133.2, 134,
181.1; 248/27.8, 153, 175; 47/39

[56] References Cited

U.S. PATENT DOCUMENTS

D. 85,814 12/1931 Critchfield et al. D6/462
D. 177,681 5/1956 Jones D6/451

D. 181,805 12/1957 Morris D6/462
D. 194,488 1/1963 Young D6/462 X
D. 316,349 4/1991 Kee D6/465 X
D. 343,968 2/1994 Emalfarb et al. D6/462 X
D. 369,698 5/1996 Hollinger D6/405
D. 375,217 11/1996 Rehmert D6/487

OTHER PUBLICATIONS

Uwchlan Farm advertisement, *Village News & Post-Transcript* (Dresden, OH), Jul. 30, 1993, p. 10 (Double Pot Stand).

Apple Basket Antiques and Gifts, Summer Catalog 1996 (Two Tier Pottery Stand, Basket Bench).

Baskets in Bloom brochure (Apr. 1, 1994) (Pottery Stand-Floor "Americana").

Primary Examiner—James Gandy

Assistant Examiner—Linda Brooks

Attorney, Agent, or Firm—Porter, Wright, Morris & Arthur

[57] CLAIM

The ornamental design for an accent stand, as shown and described.

DESCRIPTION

FIG. 1 is a front perspective view of the accent stand showing our new design;


FIG. 2 is a front elevation view thereof on a reduced scale;

FIG. 3 is a top plan view of FIG. 2;

FIG. 4 is a side view of FIG. 2 the opposite side being a mirror image of this side; and,

FIG. 5 is a bottom plan view of FIG. 2.

1 Claim, 3 Drawing Sheets



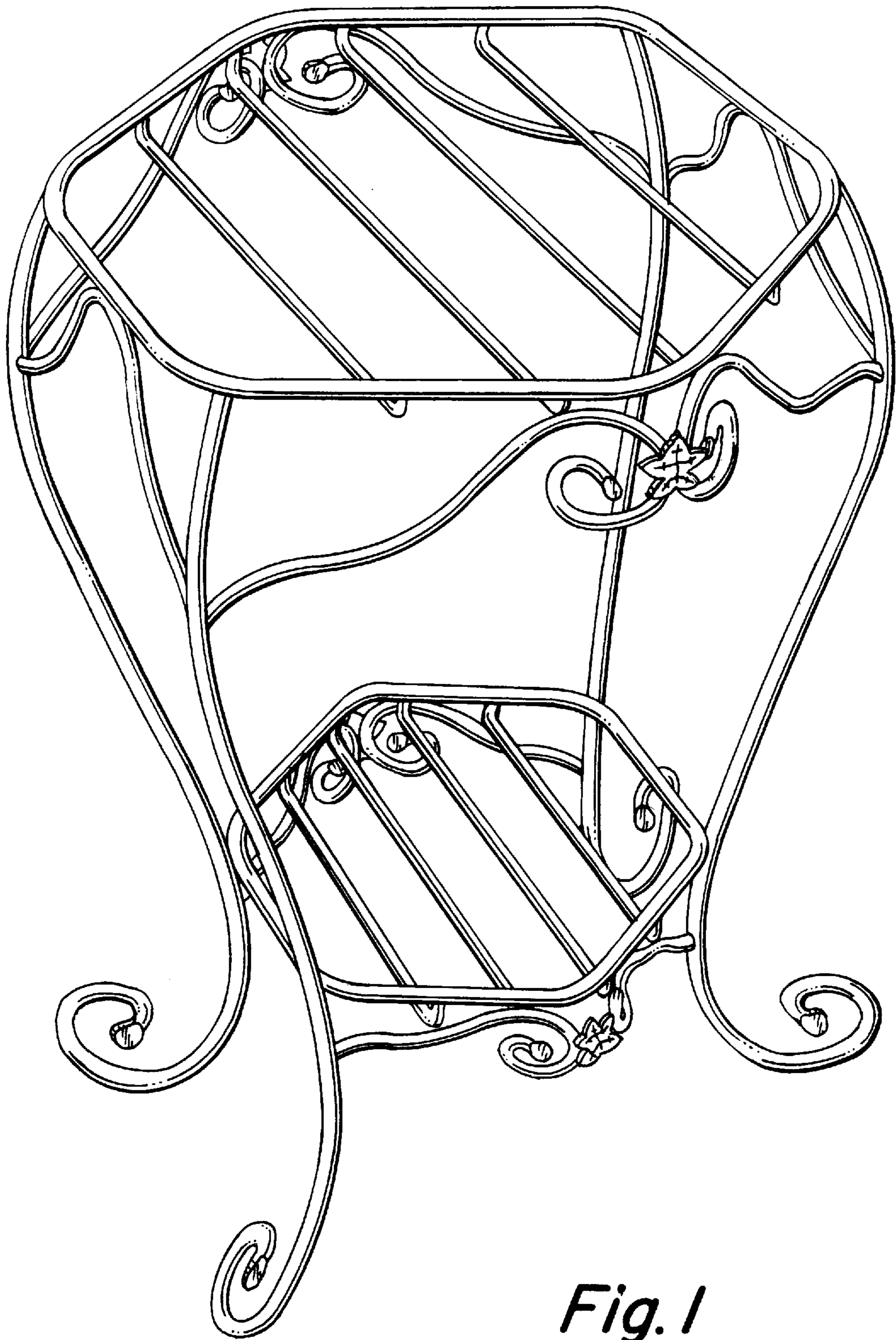


Fig. 1




Fig. 2

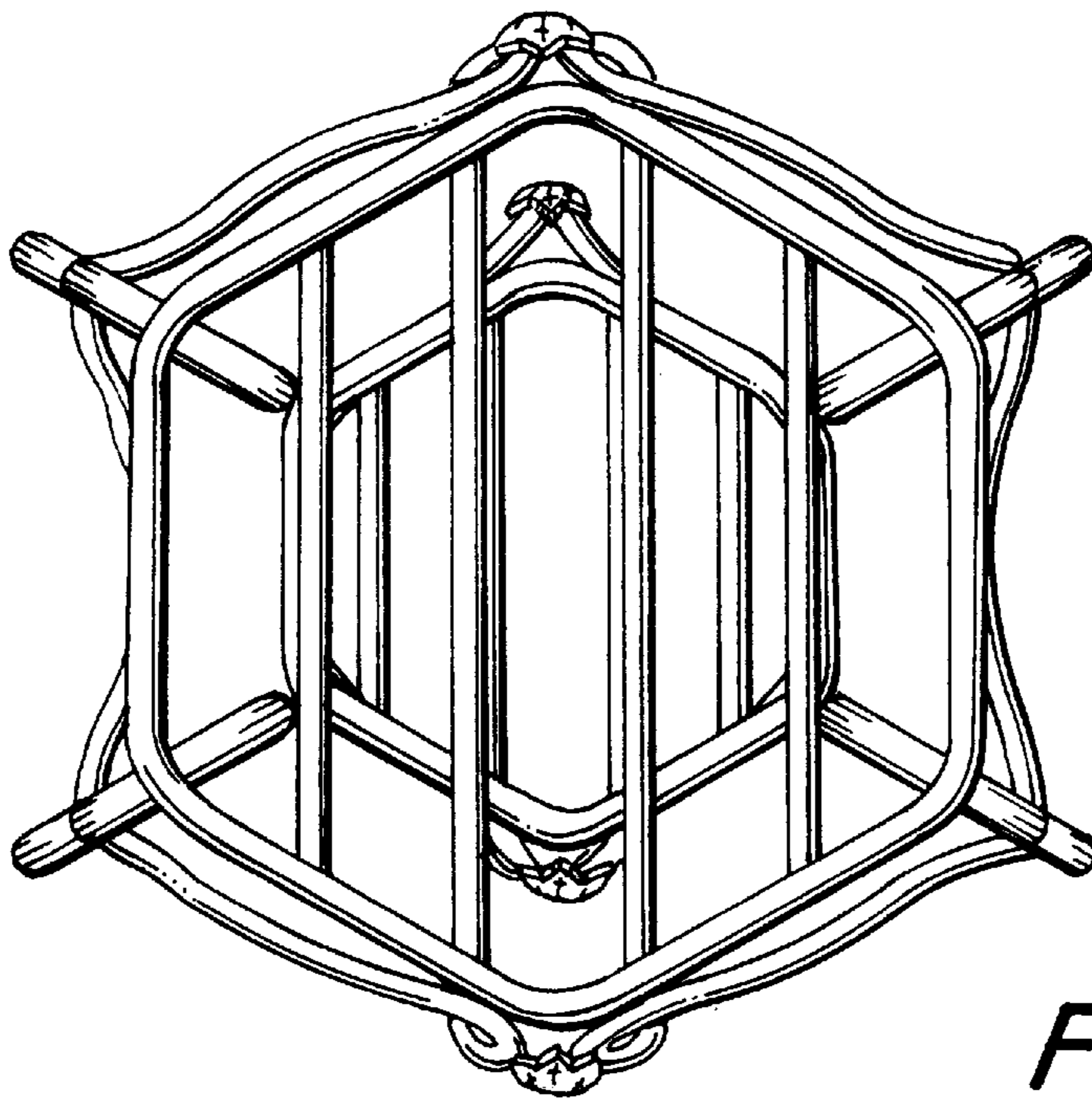


Fig. 3




Fig. 4

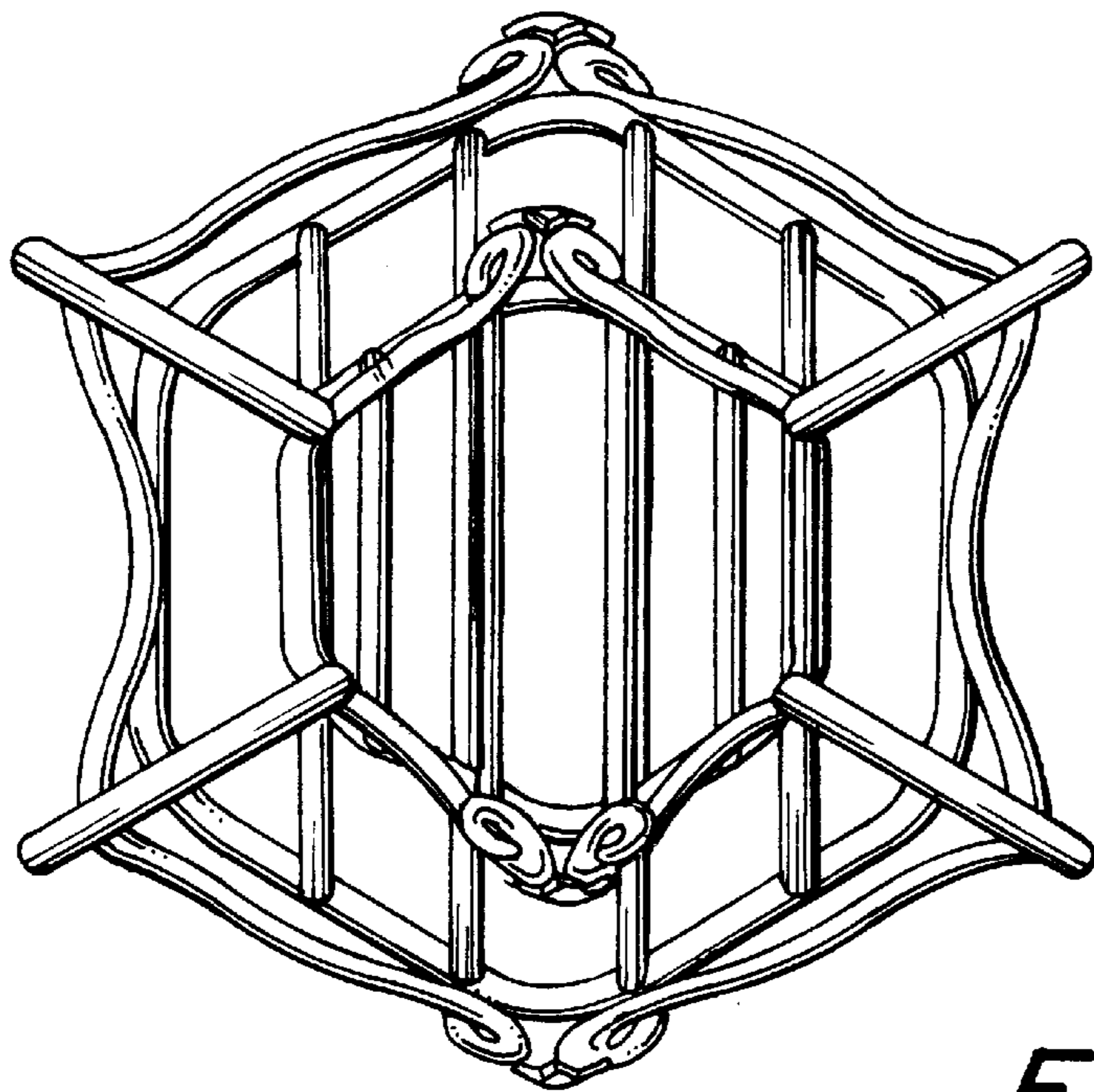


Fig. 5