



US00D406470S

**United States Patent** [19]  
**Lin**

[11] **Patent Number: Des. 406,470**

[45] **Date of Patent: \*\*Mar. 9, 1999**

[54] **STOOL**

[75] **Inventor: Maya Ying Lin, New York, N.Y.**

[73] **Assignee: Knoll, Inc., East Greenville, Pa.**

[\*\*] **Term: 14 Years**

[21] **Appl. No.: 81,959**

[22] **Filed: Jan. 12, 1998**

[51] **LOC (6) Cl. .... 06-01**

[52] **U.S. Cl. .... D6/349; D6/486; D6/495**

[58] **Field of Search** ..... D6/596, 595, 601,  
D6/604, 605, 349, 480-489, 495; 5/630,  
631, 636-639, 690, 652, 652.1, 653-655,  
655.3, 655.9, 656; 108/150; 297/423.1,  
423.39, 461, 462

[56] **References Cited**

**U.S. PATENT DOCUMENTS**

D. 333,232 2/1993 Bareiss ..... D6/495

D. 355,077 2/1995 Tegner ..... D6/334  
D. 373,477 9/1996 Lewis ..... D6/349  
D. 382,372 8/1997 Castro ..... D29/124  
D. 384,211 9/1997 Wied et al. .... D6/351  
D. 390,605 2/1998 Buhner ..... D19/65

*Primary Examiner*—Janice E. Seeger  
*Attorney, Agent, or Firm*—Buchanan Ingersoll, P.C.


[57] **CLAIM**


The ornamental design for a stool, as shown and described.

**DESCRIPTION**

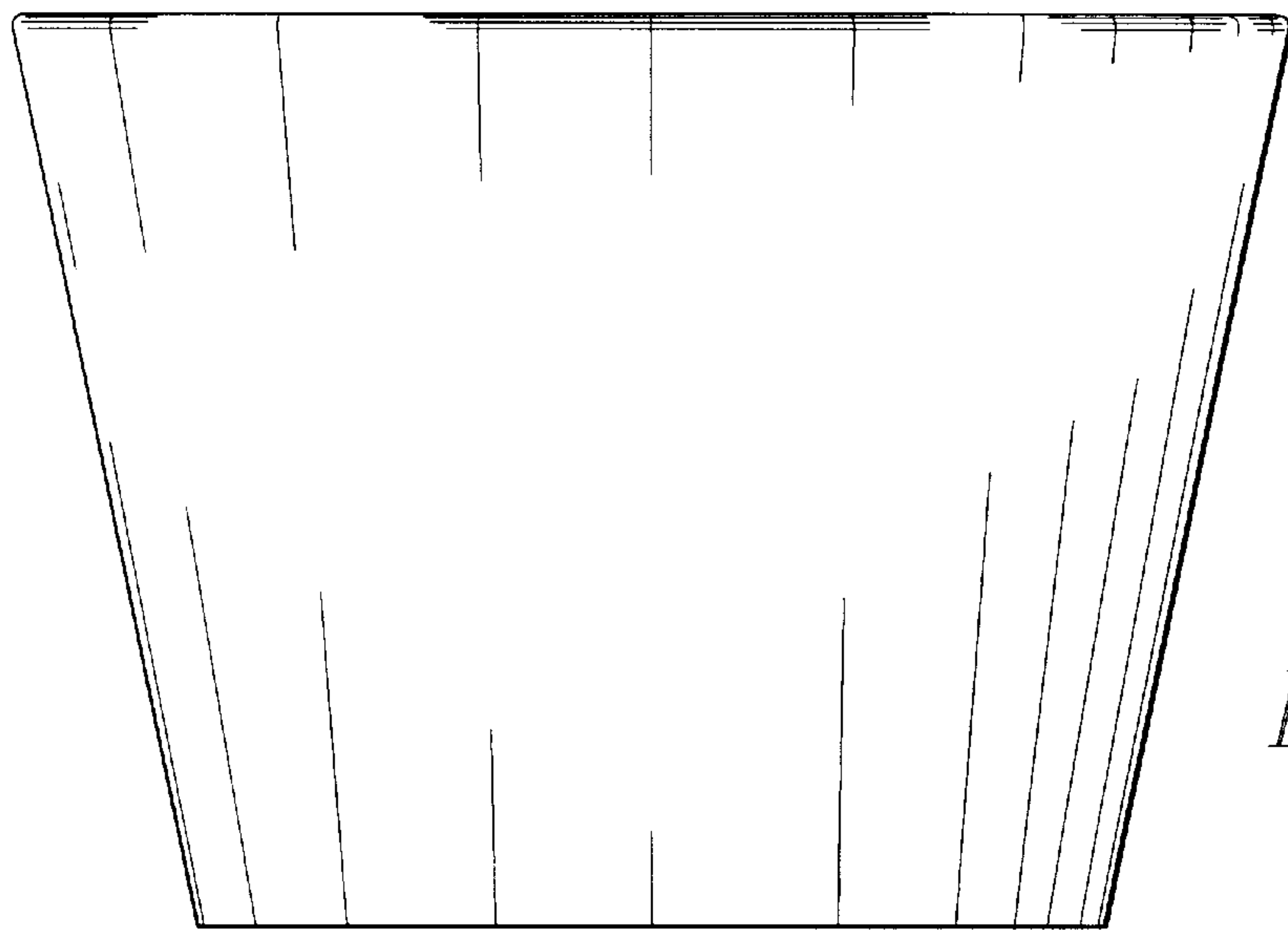
FIG. 1 is a perspective view of a stool showing my new design;  
FIG. 2 is a front elevational view thereof, the rear view being a mirror image thereof;  
FIG. 3 is a top plan view thereof;  
FIG. 4 is a bottom plan view thereof; and,  
FIG. 5 is a right side elevational view thereof, the left side being a mirror image thereof.

**1 Claim, 2 Drawing Sheets**





*FIG. 1*



*FIG. 2*

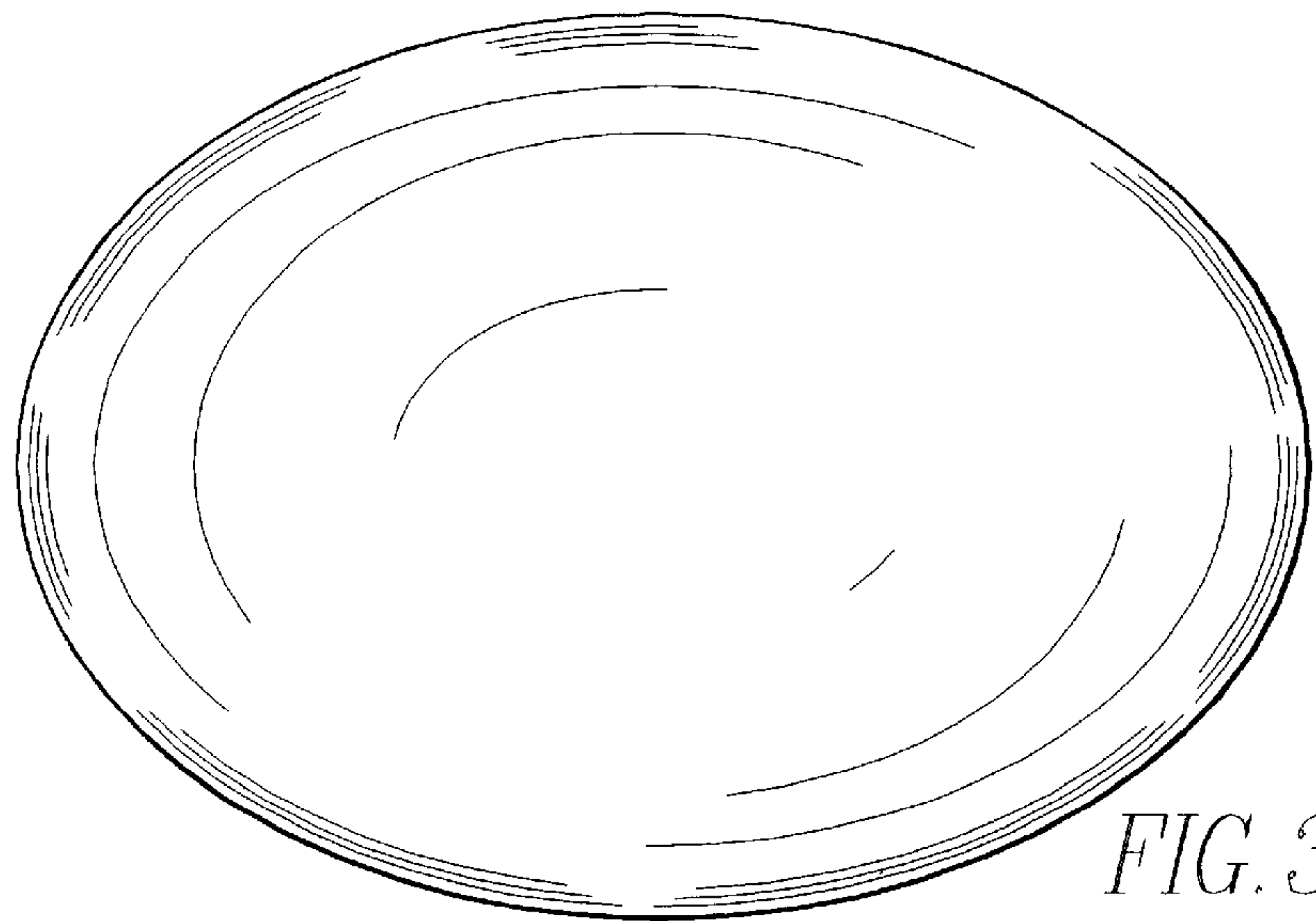


FIG. 3

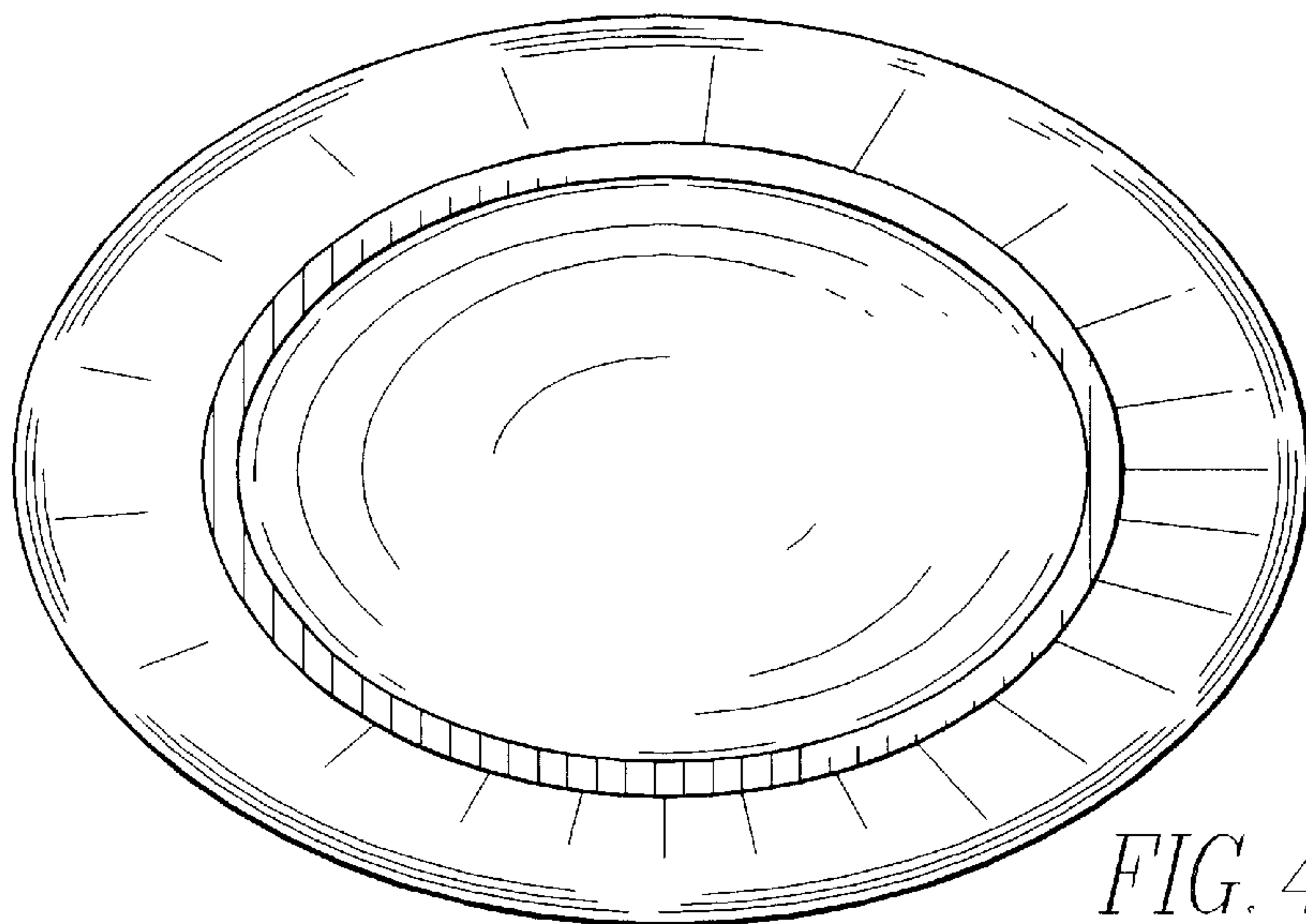


FIG. 4

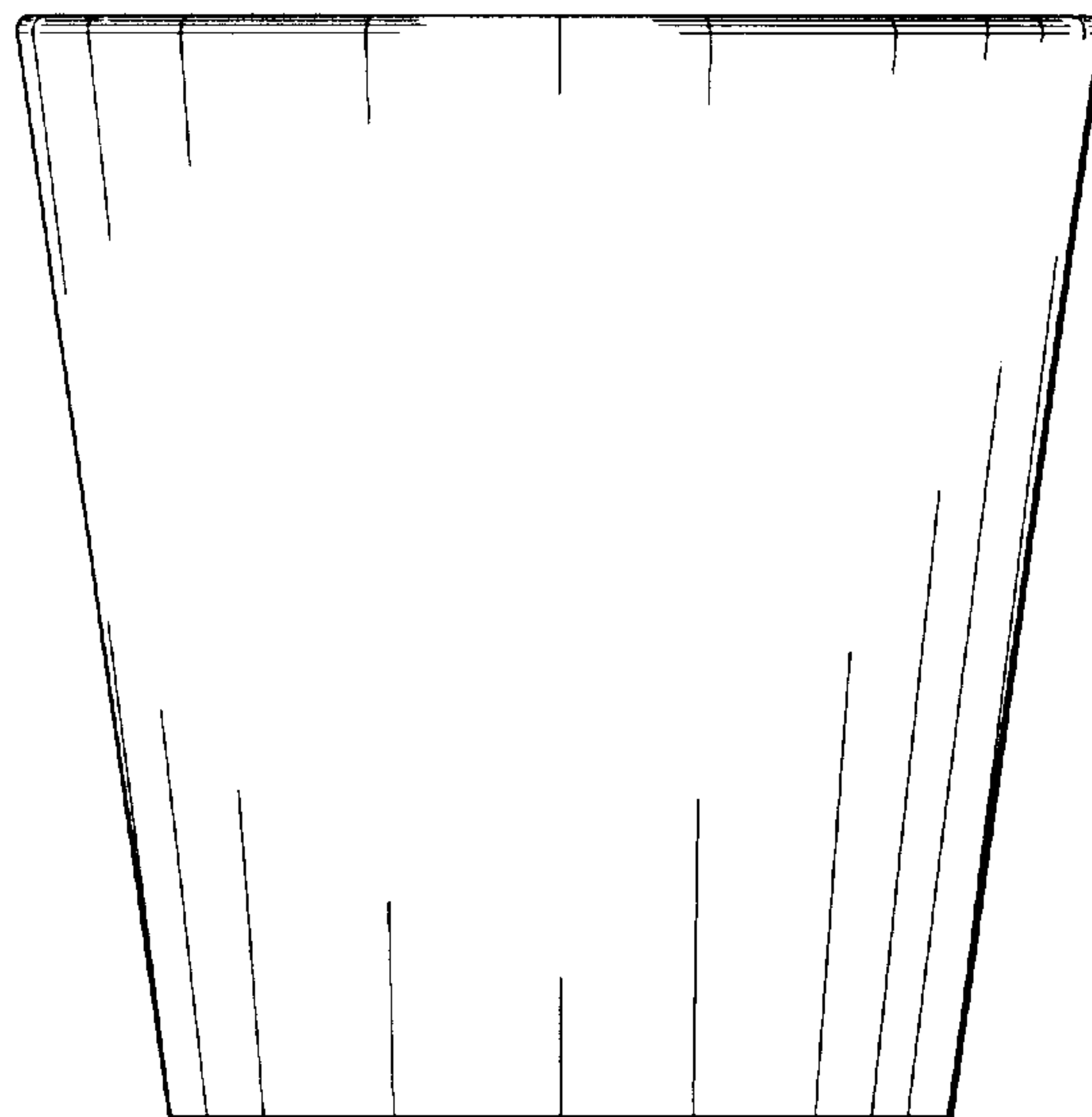


FIG. 5