



US00D406455S

United States Patent [19]

Wagner, II

[11] **Patent Number: Des. 406,455**

[45] **Date of Patent: **Mar. 9, 1999**

[54] **STORAGE BELT**

[75] Inventor: **Richard S. Wagner, II**, Loveland, Ohio

[73] Assignee: **Tune Belt, Inc.**, Cincinnati, Ohio

[**] Term: **14 Years**

[21] Appl. No.: **74,180**

[22] Filed: **Jul. 25, 1997**

[51] **LOC (6) Cl. 03-01**

[52] **U.S. Cl. D3/226**

[58] **Field of Search** D3/226, 224, 215,
D3/230, 232, 233; 224/914, 240, 269, 904;
D2/627, 628

[56] **References Cited**

U.S. PATENT DOCUMENTS

D. 33,980	1/1901	Mitchell .	
D. 248,258	6/1978	Munari .	
D. 258,246	2/1981	Kravchenko .	
D. 278,761	5/1985	Fuller .	
D. 293,387	12/1987	Wagner, II .	
D. 350,025	8/1994	Rolle	D3/226
D. 374,983	10/1996	Brucki	D3/226
D. 380,086	6/1997	Brassard	D3/215
D. 384,808	10/1997	Carretta	D3/221
5,577,653	11/1996	Bicker	224/684

Primary Examiner—Doris V. Coles
Assistant Examiner—Catherine R. Oliver
Attorney, Agent, or Firm—Sand & Sebolt

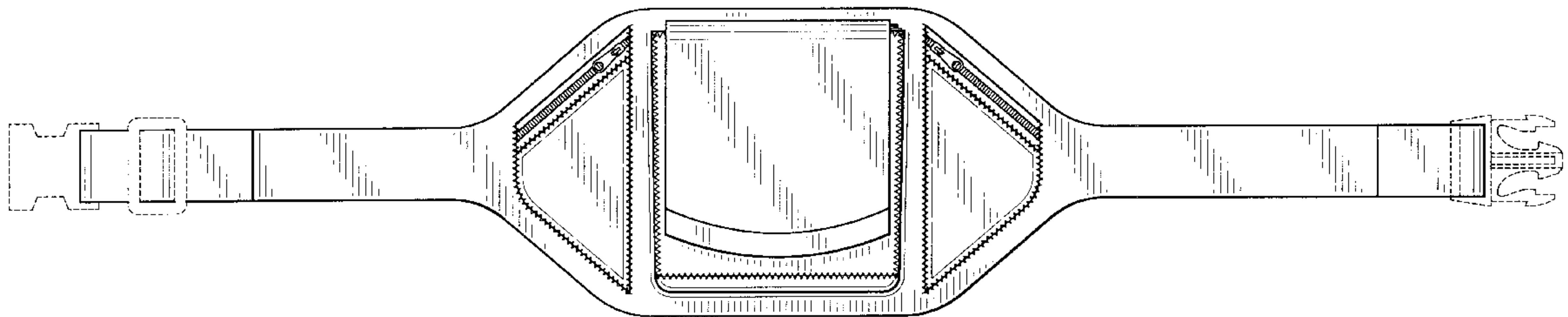
[57] **CLAIM**

The ornamental design for a storage belt, as shown and described.

DESCRIPTION

FIG. 1 is a front elevational view of the storage belt showing my new design;
 FIG. 2 is a top plan view thereof;
 FIG. 3 is a bottom plan view thereof;
 FIG. 4 is a right-side elevational view of FIG. 2;
 FIG. 5 is a left-side elevational view of FIG. 2;
 FIG. 6 is a rear elevational view of FIG. 1;
 FIG. 7 is a top plan view similar to FIG. 2 with the closure flap being shown in an open position;
 FIG. 8 is a front elevational view of FIG. 7;
 FIG. 9 is a front elevational view similar to FIG. 1 of a second embodiment of the storage belt;
 FIG. 10 is a top plan view of FIG. 9;
 FIG. 11 is a bottom plan view of FIG. 9;
 FIG. 12 is a right-side elevational view of FIG. 10, the left side being a mirror image thereof; and,
 FIG. 13 is a front elevational view similar to FIG. 9 with the closure flap being shown in an open position.

1 Claim, 7 Drawing Sheets



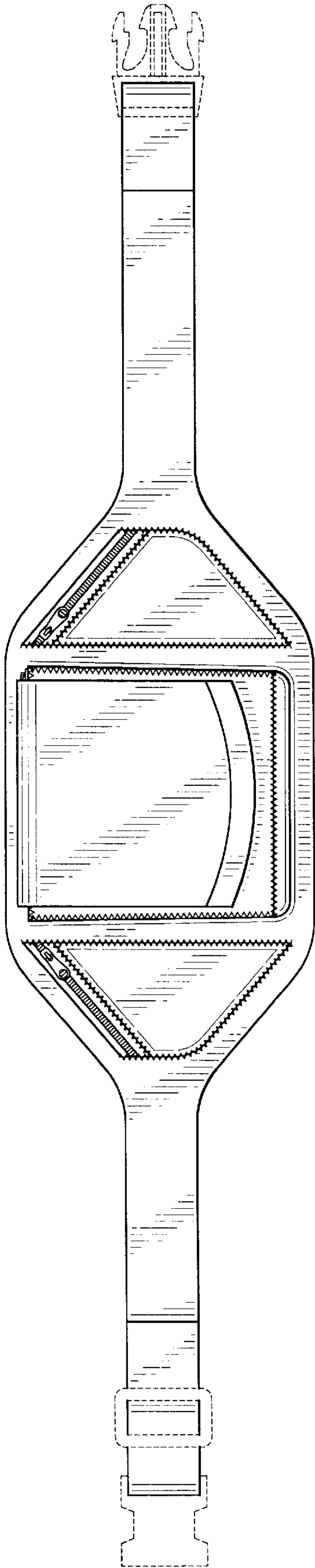


FIG-1

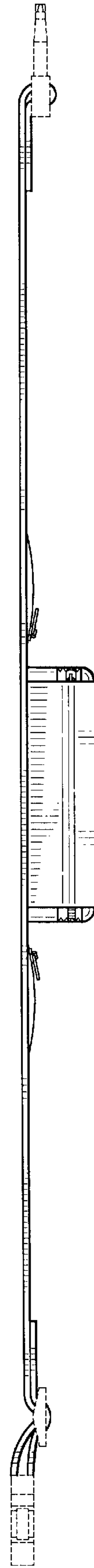


FIG-2

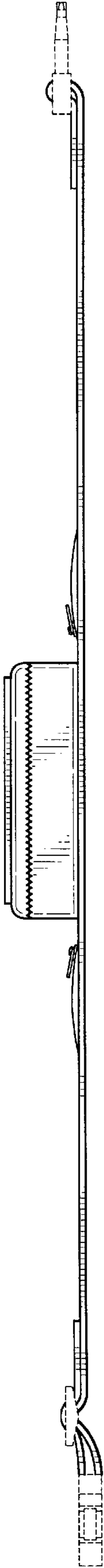


FIG-3

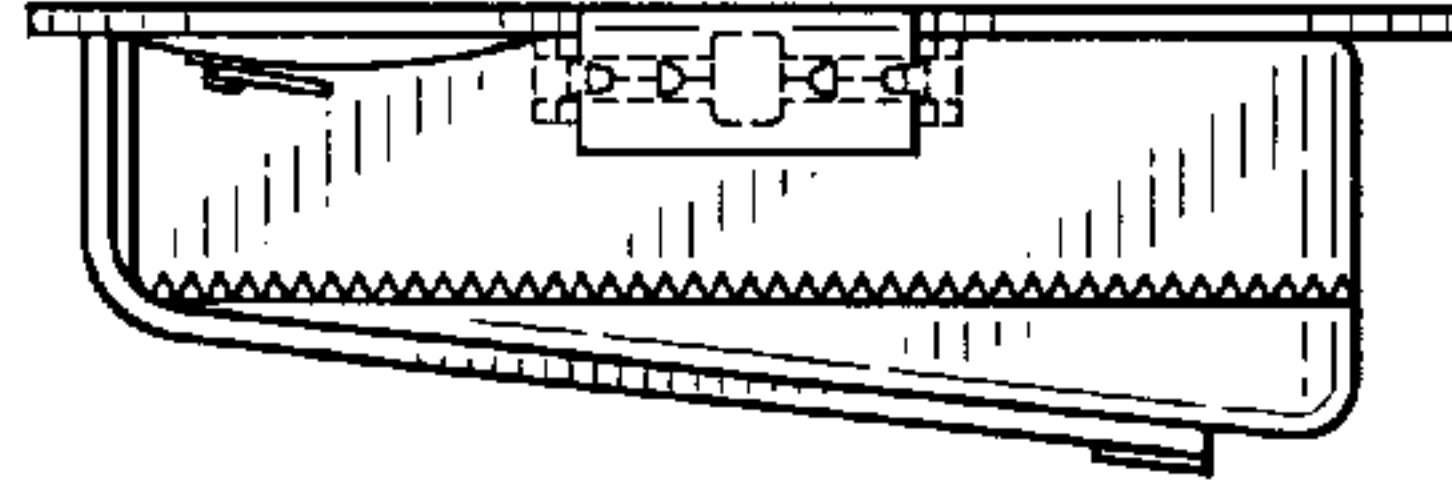


FIG-5

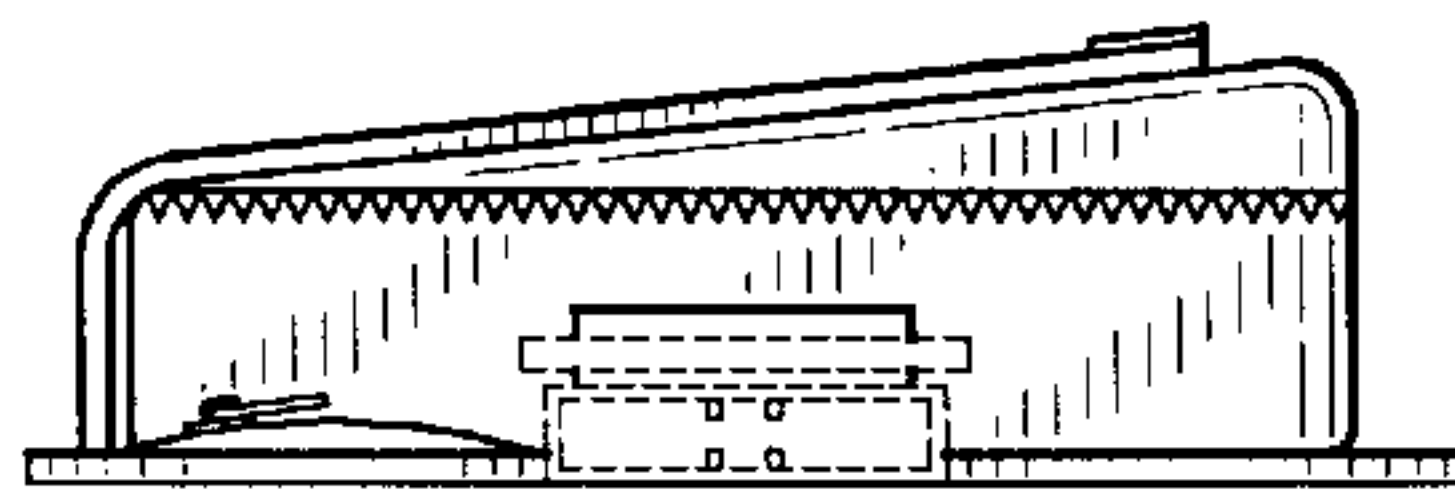


FIG-4

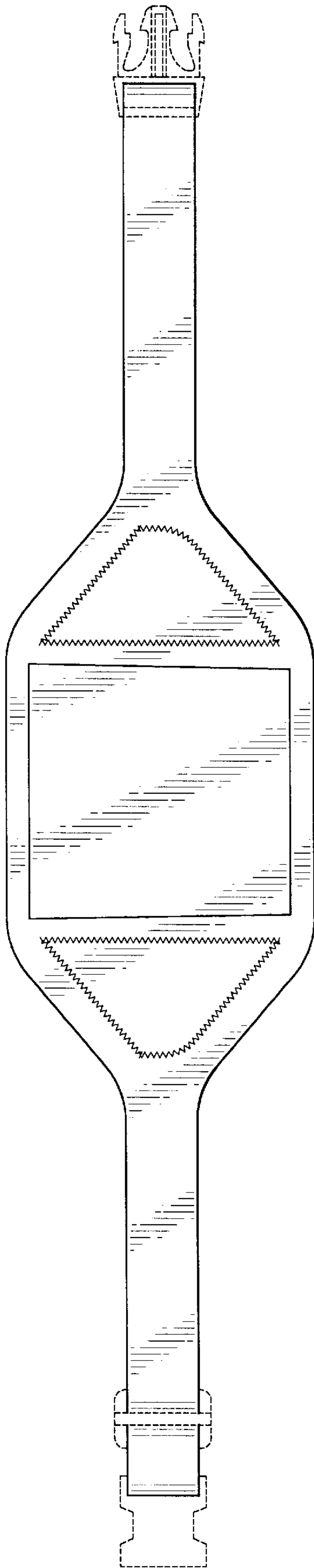


FIG-6

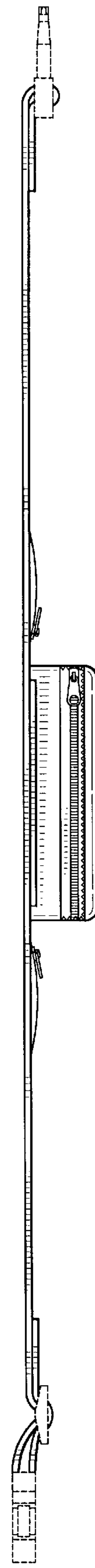


FIG-7

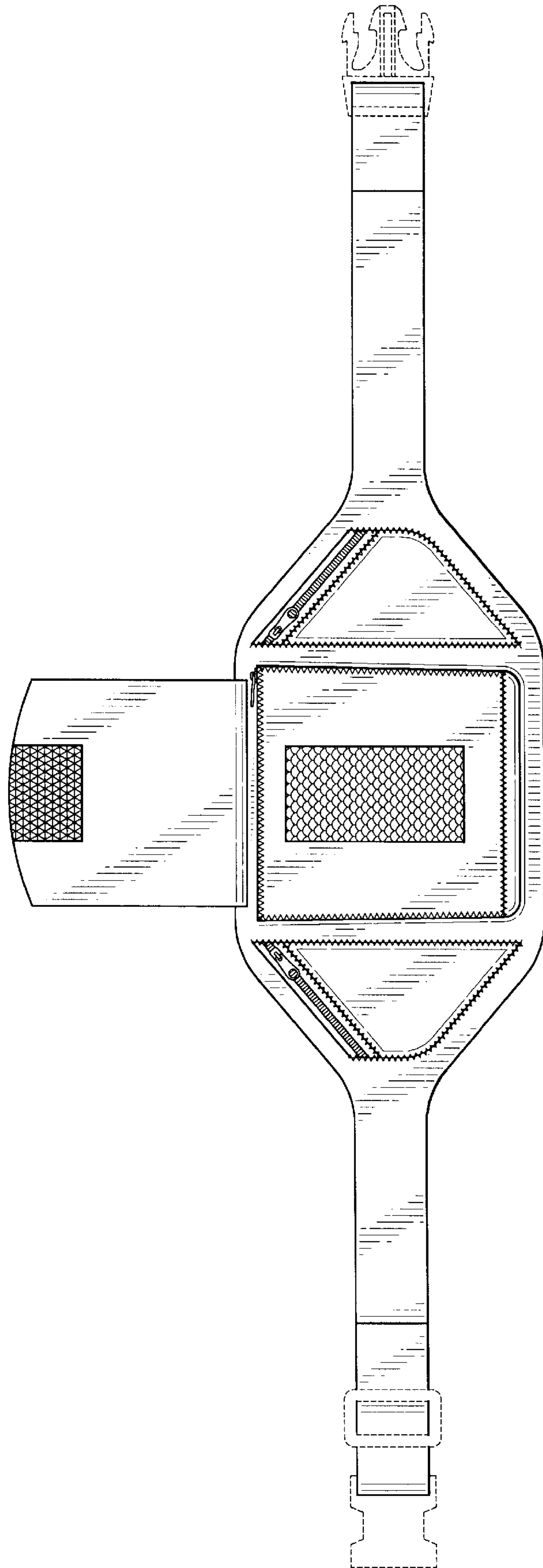


FIG-8

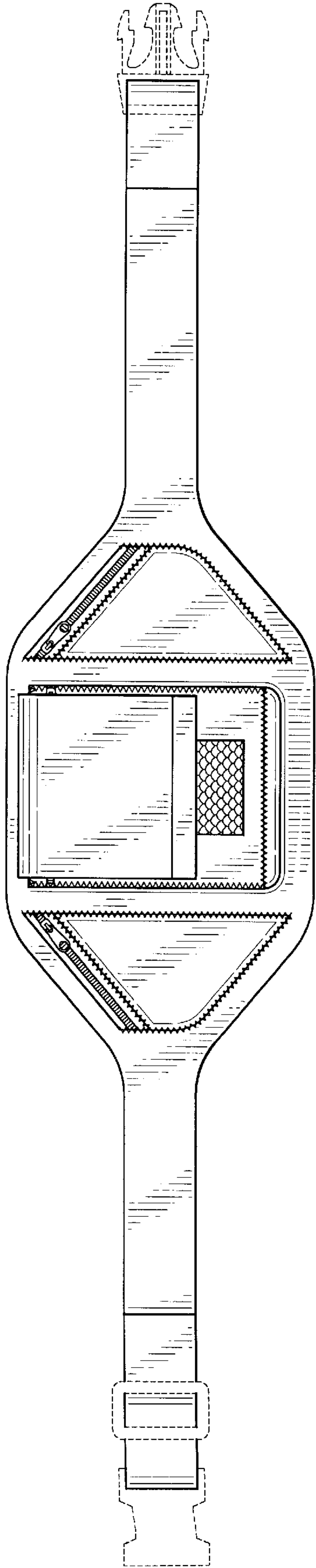


FIG-9

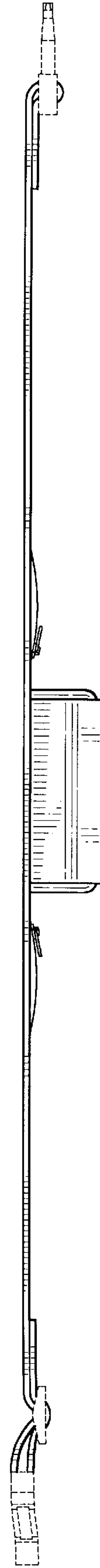


FIG-10

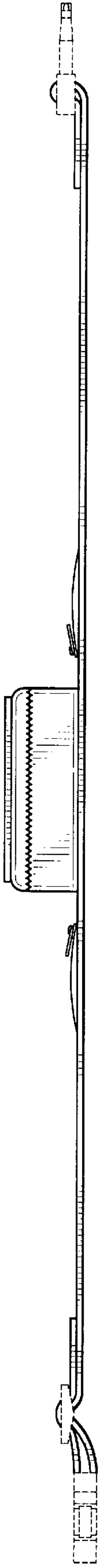


FIG-11

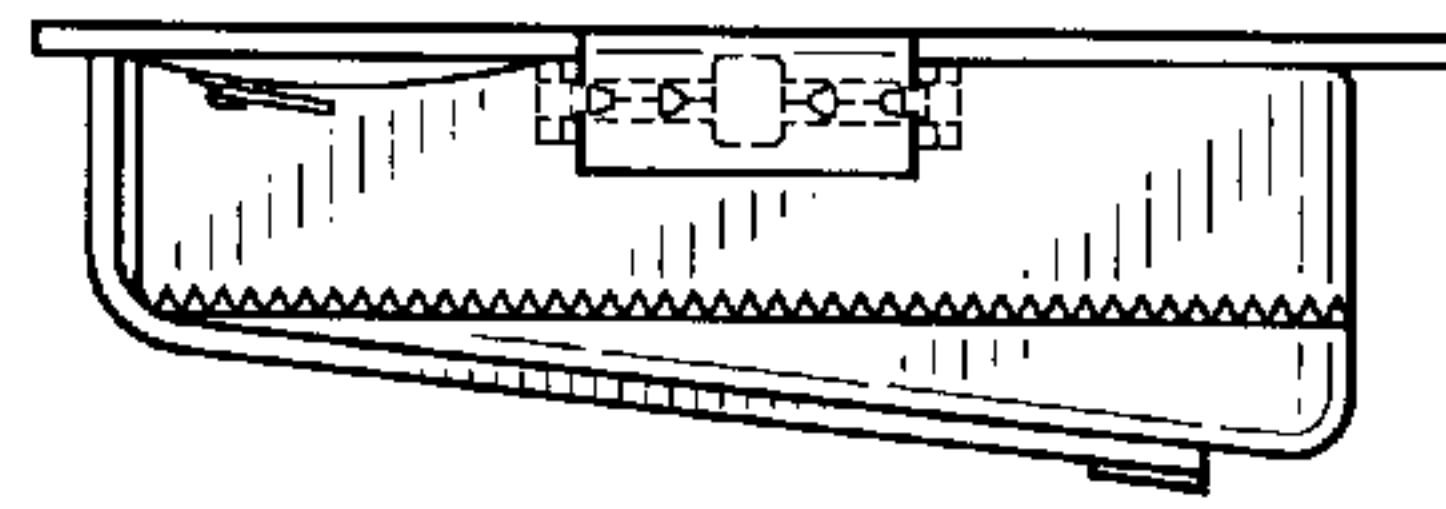


FIG-12

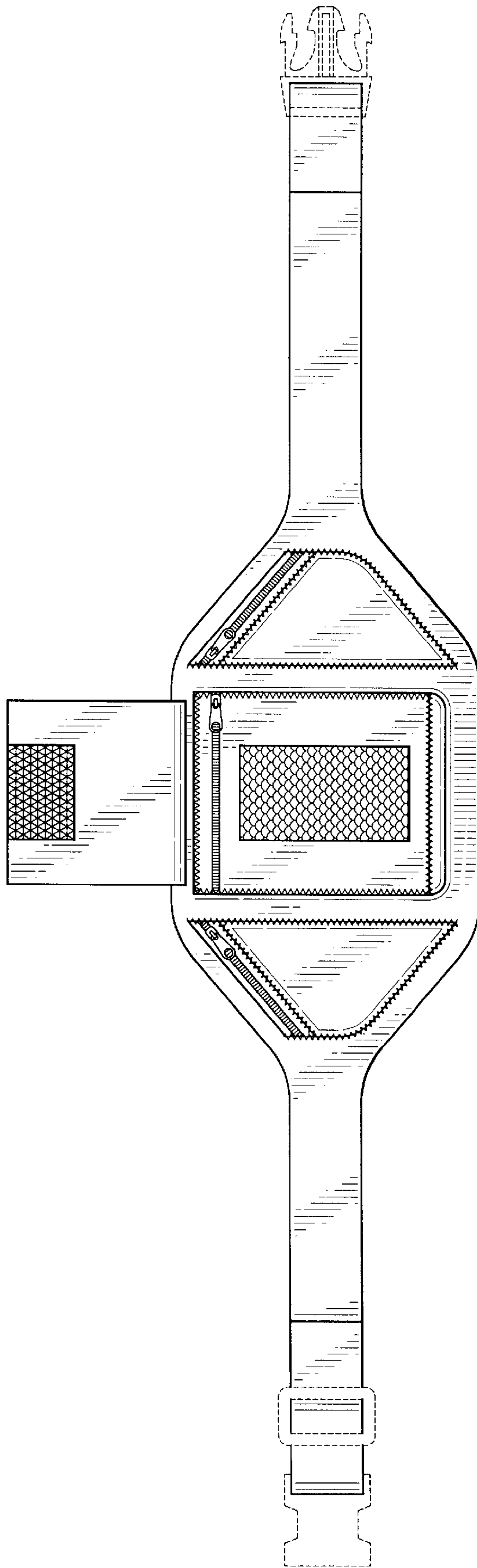


FIG-13