



US00D406445S

**United States Patent** [19]  
**Lozano**

[11] **Patent Number:** **Des. 406,445**  
[45] **Date of Patent:** **\*\*Mar. 9, 1999**

[54] **ELEMENT OF A SHOE UPPER**  
[75] **Inventor:** Sergio G. Lozano, Beaverton, Oreg.  
[73] **Assignee:** Nike, Inc., Beaverton, Oreg.  
[\*\*] **Term:** 14 Years  
[21] **Appl. No.:** 93,884  
[22] **Filed:** Sep. 21, 1998  
[51] **LOC (6) Cl.** ..... 02-99  
[52] **U.S. Cl.** ..... D2/946; D2/976; D2/978;  
D2/972  
[58] **Field of Search** ..... D2/946, 972, 976,  
D2/978; 36/58.5, 58.6

D. 331,829 12/1992 Kittle .  
D. 333,033 2/1993 Bailey .  
D. 336,766 6/1993 Sjöswärd .  
339,740 4/1886 Caldwell ..... 36/58.6  
D. 341,933 12/1993 Dahlsten et al. .  
D. 343,724 2/1994 Smith .  
D. 365,200 12/1995 Teague .  
D. 396,946 8/1998 Loverin .  
588,919 8/1897 Fry ..... 36/58.6  
1,028,586 6/1912 McMullan ..... 36/58.6  
1,494,236 5/1924 Greathouse ..... 36/58.6

*Primary Examiner*—Dominic Simone  
*Attorney, Agent, or Firm*—Banner & Witcoff, Ltd.

[57] **CLAIM**

The ornamental design for an element of a shoe, as shown and described.

[56] **References Cited**  
U.S. PATENT DOCUMENTS

- D. 291,141 8/1987 Tong et al. .
- D. 294,654 3/1988 Ligget et al. .
- D. 295,916 5/1988 Selbiger .
- D. 307,974 5/1990 McKinstry .
- D. 310,290 9/1990 Ringel .
- D. 311,268 10/1990 Hatfield .
- D. 312,916 12/1990 Hatfield .
- D. 318,944 8/1991 Lucas .
- D. 321,085 10/1991 Rogers .
- D. 325,811 5/1992 Backus et al. .
- D. 325,813 5/1992 Kittle .
- D. 327,162 6/1992 Hatfield .
- D. 328,515 8/1992 Brown et al. .
- D. 329,128 9/1992 Rogers et al. .
- D. 329,530 9/1992 Bailey .
- D. 330,966 11/1992 Aveni .

**DESCRIPTION**

FIG. 1 is a rear perspective view of an element of a shoe upper showing my new design taken from a first side of the shoe;  
FIG. 2 is a rear perspective view thereof taken from the second side thereof;  
FIG. 3 is a side elevational view of the second side thereof;  
FIG. 4 is a side elevational view of the first side thereof;  
FIG. 5 is a top plan view thereof; and,  
FIG. 6 is a rear elevational view thereof.  
The broken line showing of the perforations within the element of a shoe upper and the reminder of the shoe is for illustration purposes only and forms no part of the claimed design.

**1 Claim, 5 Drawing Sheets**





FIG. 1



FIG. 2

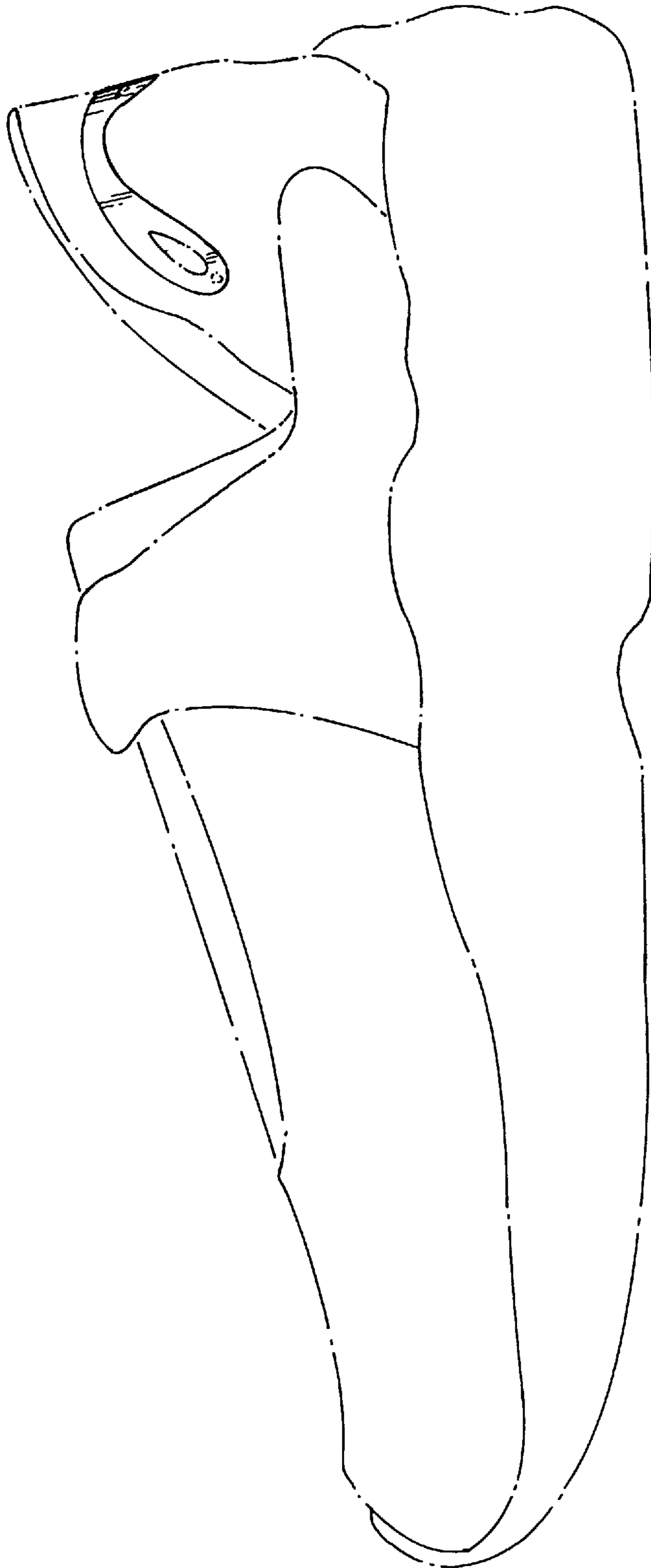


FIG. 3

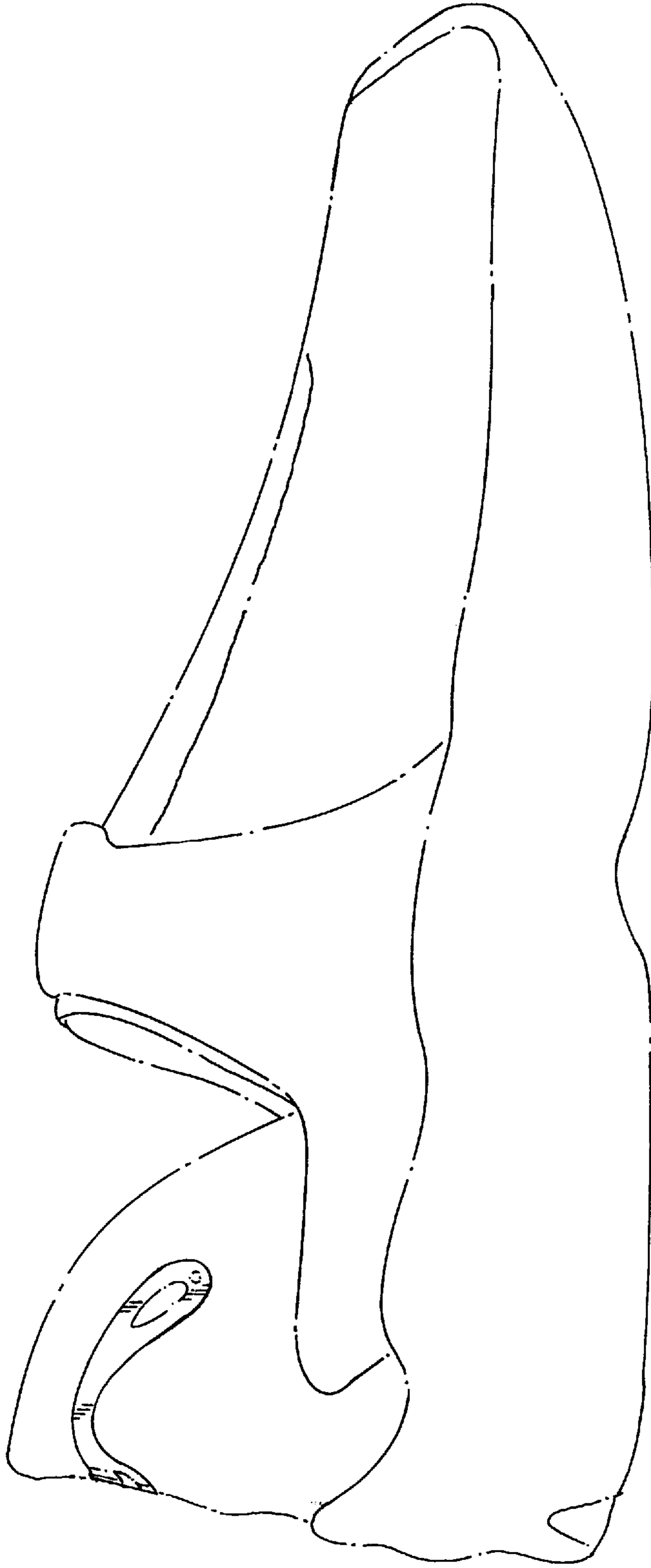


FIG. 4

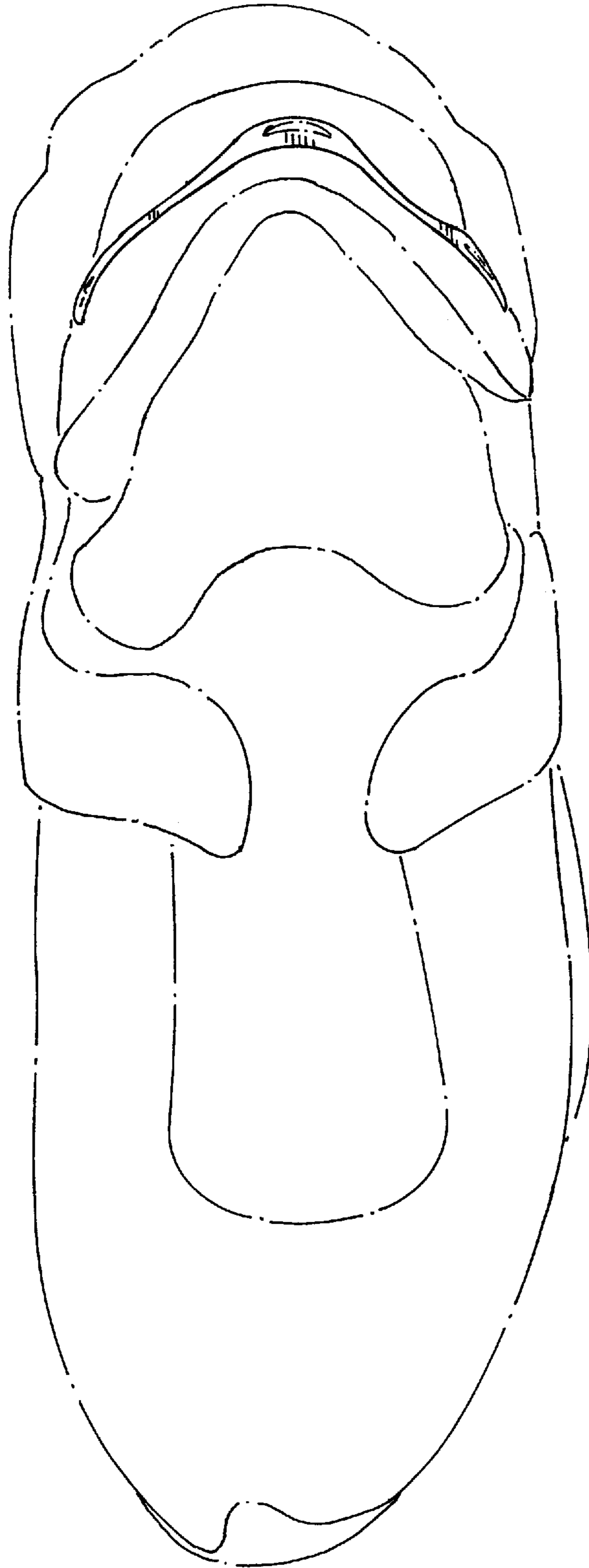


FIG. 5

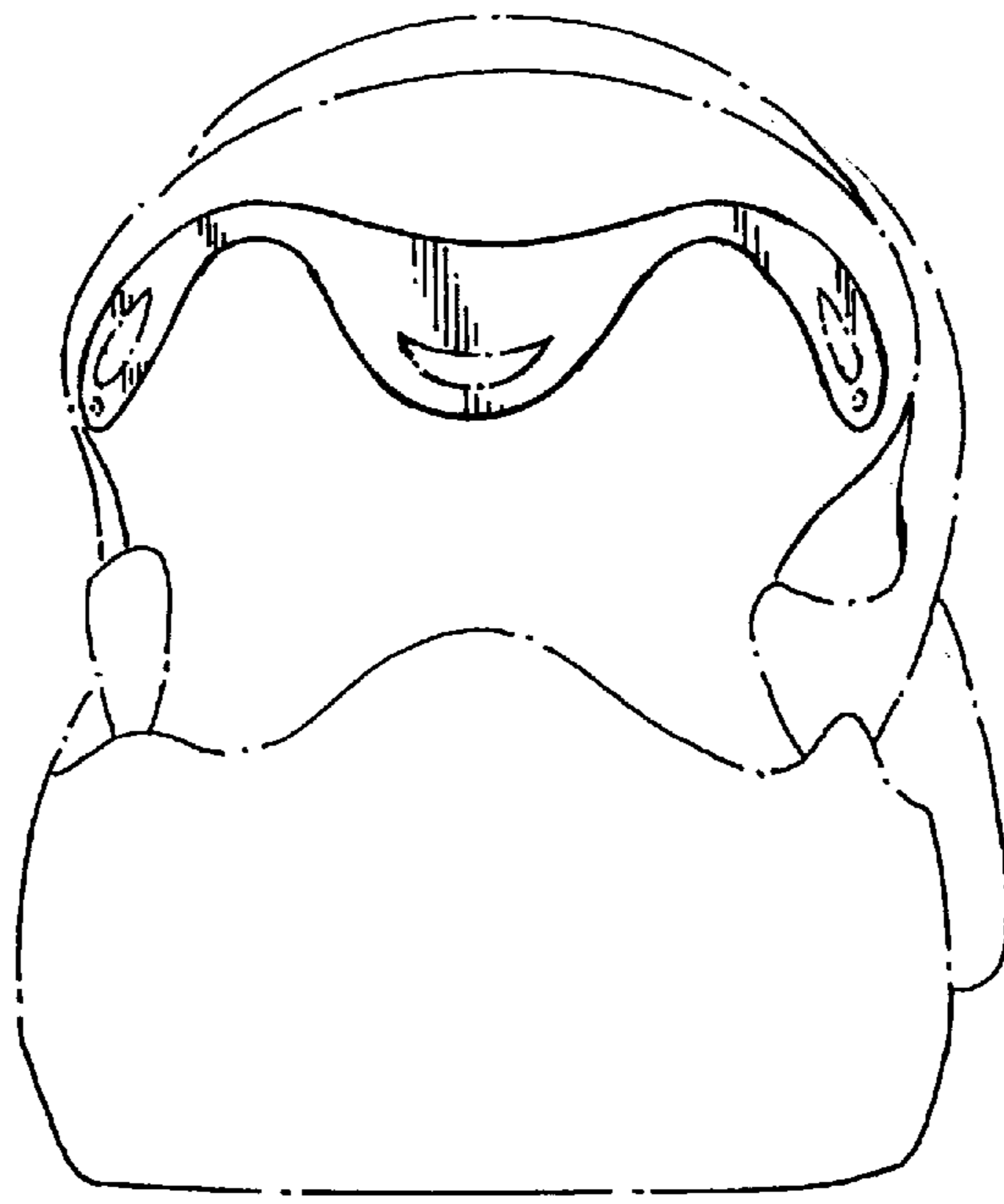


FIG. 6