



US00D406442S

# United States Patent [19]

Allen

[11] **Patent Number: Des. 406,442**

[45] **Date of Patent: \*\*Mar. 9, 1999**

[54] **SWEATBAND SHAPING INSERT FOR BALL STYLE CAP**

[76] Inventor: **James Lee Allen, 5A Paxton Ter., Nashua, N.H. 03060**

[\*\*] Term: **14 Years**

[21] Appl. No.: **81,473**

[22] Filed: **Jan. 2, 1998**

[51] **LOC (6) Cl. .... 02-07**

[52] **U.S. Cl. .... D2/894; D2/892**

[58] **Field of Search** ..... D2/865, 866, 891, D2/892, 893, 894; 2/171.1, 171.4, 181, 181.2, 181.4, 181.6, 182.1, 182.2, 182.3, 182.4, 182.8, 12, 13, 209.13; D29/104, 105, 106, 107, 108, 109

[56] **References Cited**

**U.S. PATENT DOCUMENTS**

Re. 33,430	11/1990	Nunnery et al.	.....	2/181
D. 277,521	2/1985	Nasby	.....	D2/892
D. 361,197	8/1995	Wilson	.....	D2/892

D. 374,115	10/1996	Mayfield	.....	D2/892
2,740,567	4/1956	Kaufman	.....	2/195.5 X
4,304,005	12/1981	Danley, Sr.	.....	2/10
4,691,389	9/1987	Meyer	.....	2/195.5
4,790,034	12/1988	Pass	.....	2/195.5
5,005,214	4/1991	Koethe	.....	2/13
5,007,109	4/1991	Wheeler	.....	2/10
5,481,760	1/1996	Wood, Jr.	.....	2/195.5

*Primary Examiner*—Paula A. Mortimer

[57] **CLAIM**

The ornamental design for a sweatband shaping insert for ball style cap, as shown and described.

**DESCRIPTION**

FIG. 1 is a front elevational view of the sweatband shaping insert for ball style cap showing my new design; FIG. 2 is a rear elevational view thereof; FIG. 3 is a right side view thereof; FIG. 4 is a left side view thereof; FIG. 5 is a top plan view thereof; FIG. 6 is a bottom plan view thereof; and, FIG. 7 is a perspective view thereof.

**1 Claim, 3 Drawing Sheets**

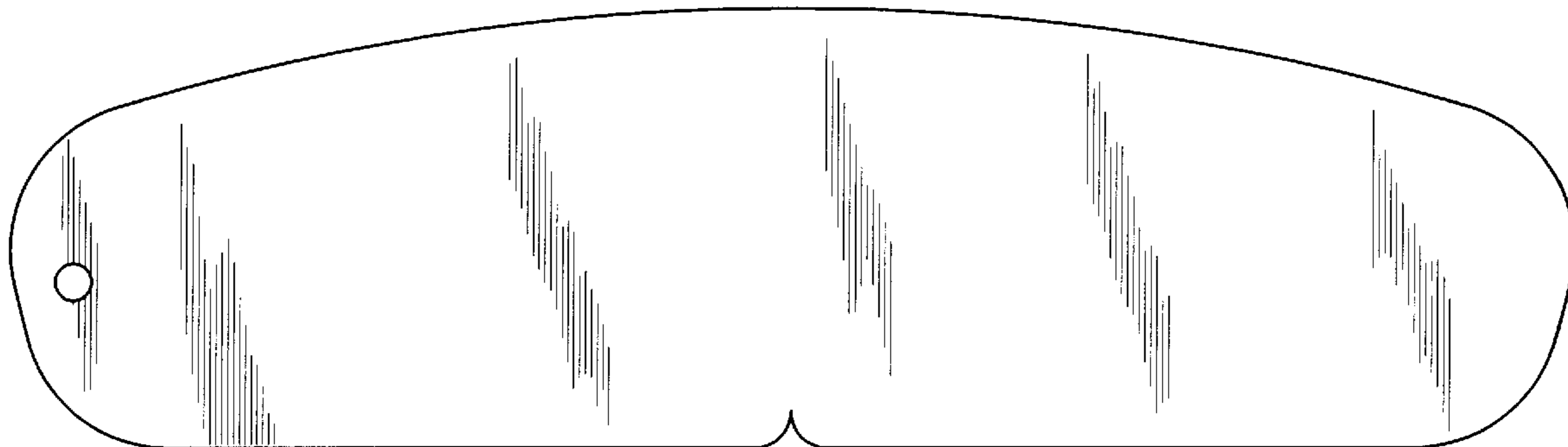


FIG. 1




FIG. 2




FIG. 4




FIG. 3




FIG. 5




FIG. 6



*FIG. 7*

