



US00D406427S

United States Patent [19]
Keller

[11] **Patent Number:** **Des. 406,427**
[45] **Date of Patent:** ****Mar. 2, 1999**

[54] **SCRUB BUCKET CADDY**
[76] Inventor: **Erhard G. Keller**, 4742 Bonnie Brae Rd., Richmond, Va. 23234
[**] Term: **14 Years**

4,765,472 8/1988 Dent .
4,826,007 5/1989 Skeie .
4,867,332 9/1989 Mains .
4,925,026 5/1990 McKay .
5,381,922 1/1995 Gladman 220/737

[21] Appl. No.: **20,790**
[22] Filed: **Apr. 1, 1994**

Related U.S. Application Data

[63] Continuation of Ser. No. 833,381, Feb. 7, 1992, abandoned.
[51] **LOC (6) Cl.** **07-07**
[52] **U.S. Cl.** **D32/53**
[58] **Field of Search** 32/53, 53.1, 54;
248/309.1, 311.2; D3/201, 202, 215; 220/694,
237; D7/619, 620

[56] **References Cited**

U.S. PATENT DOCUMENTS

D. 295,937 5/1988 Corbett D7/619
D. 372,125 7/1996 Frazier D32/53
D. 391,452 3/1998 Huebert D7/620
4,362,243 12/1982 Deyesso et al. .

OTHER PUBLICATIONS

Brochure distributed by American Inventors Corporation approximately during Apr. 1992.

Primary Examiner—Alan P. Douglas
Assistant Examiner—Robin V. Taylor

[57] **CLAIM**

The ornamental design for a scrub bucket caddy, as shown and described.

DESCRIPTION

FIG. 1 is a front elevational view of the scrub bucket caddy showing my new design;
FIG. 2 is a rear elevational view thereof;
FIG. 3 is a left side elevational view thereof;
FIG. 4 is a right side elevational view thereof;
FIG. 5 is a top plan view thereof; and,
FIG. 6 is a bottom plan view thereof.

1 Claim, 3 Drawing Sheets

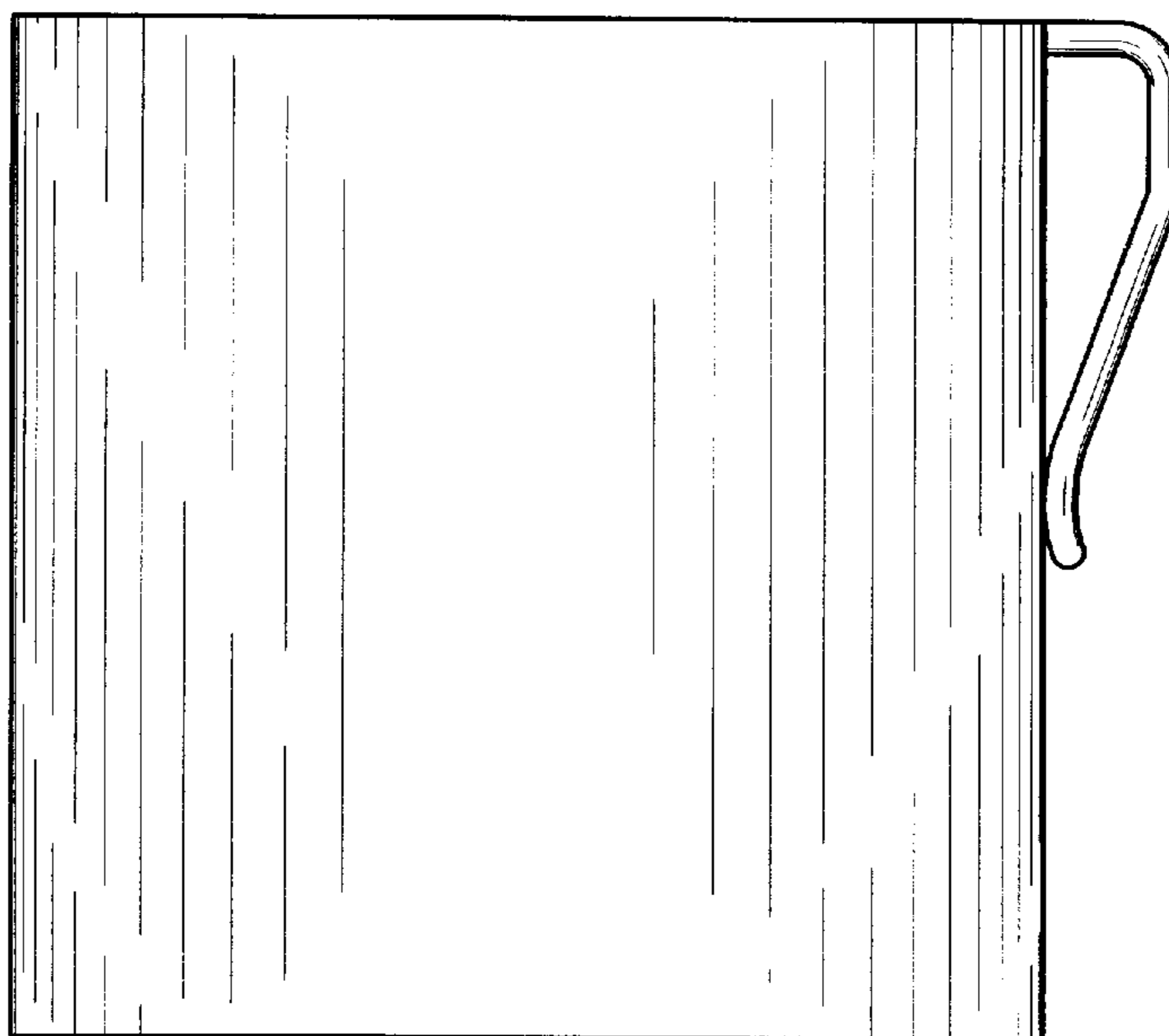


FIG. 1

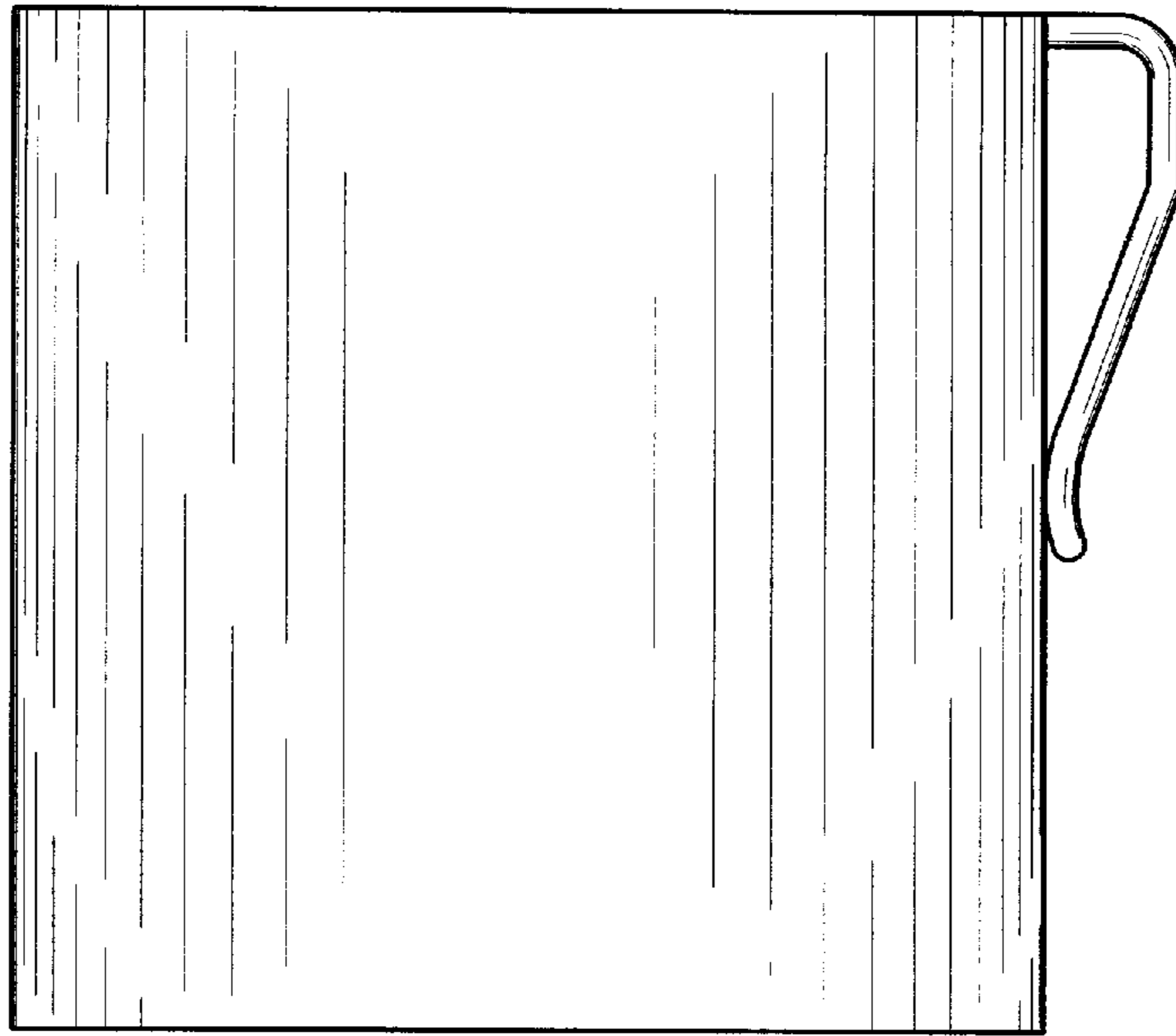


FIG. 2

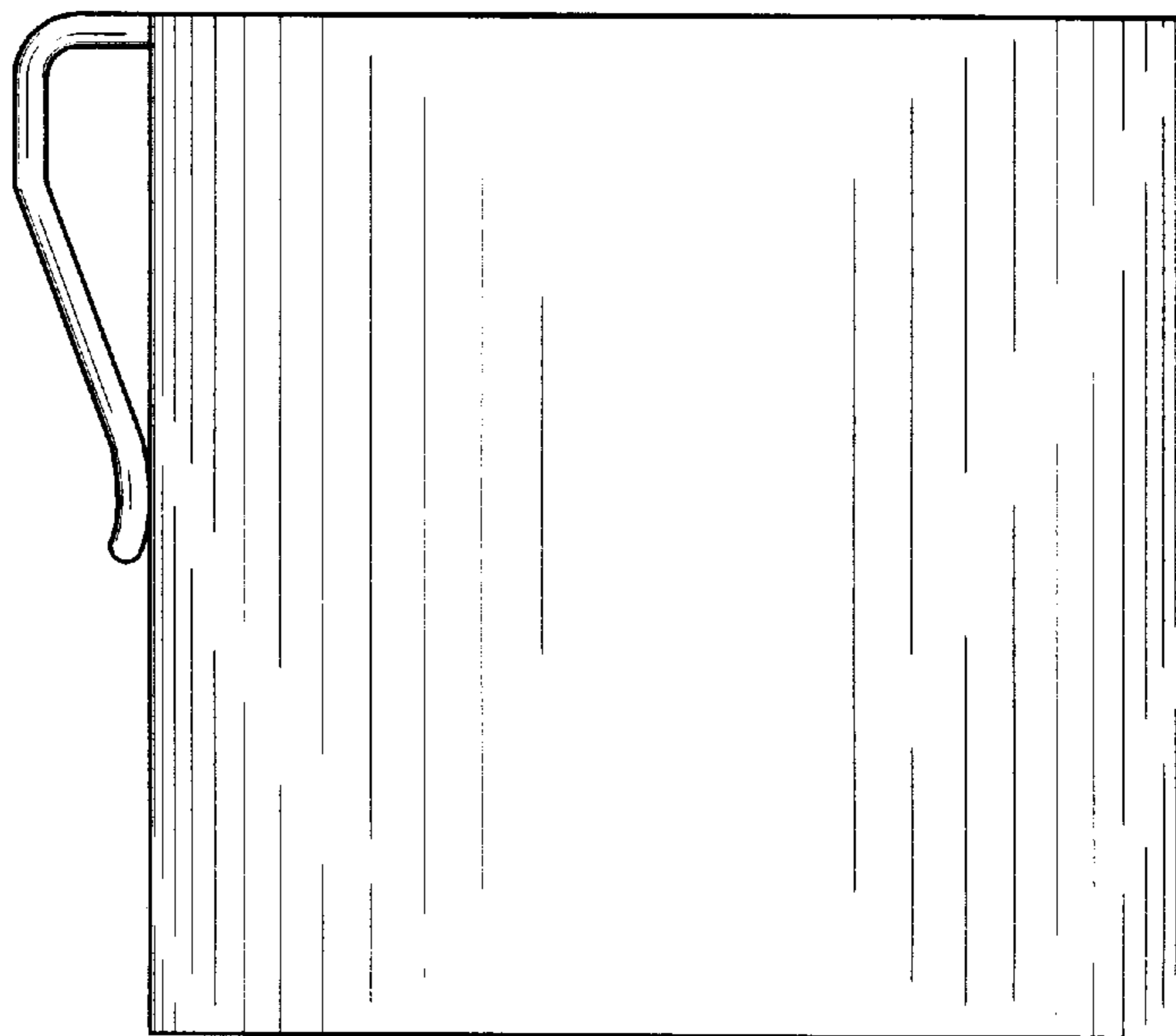


FIG. 3




FIG. 4




FIG. 5

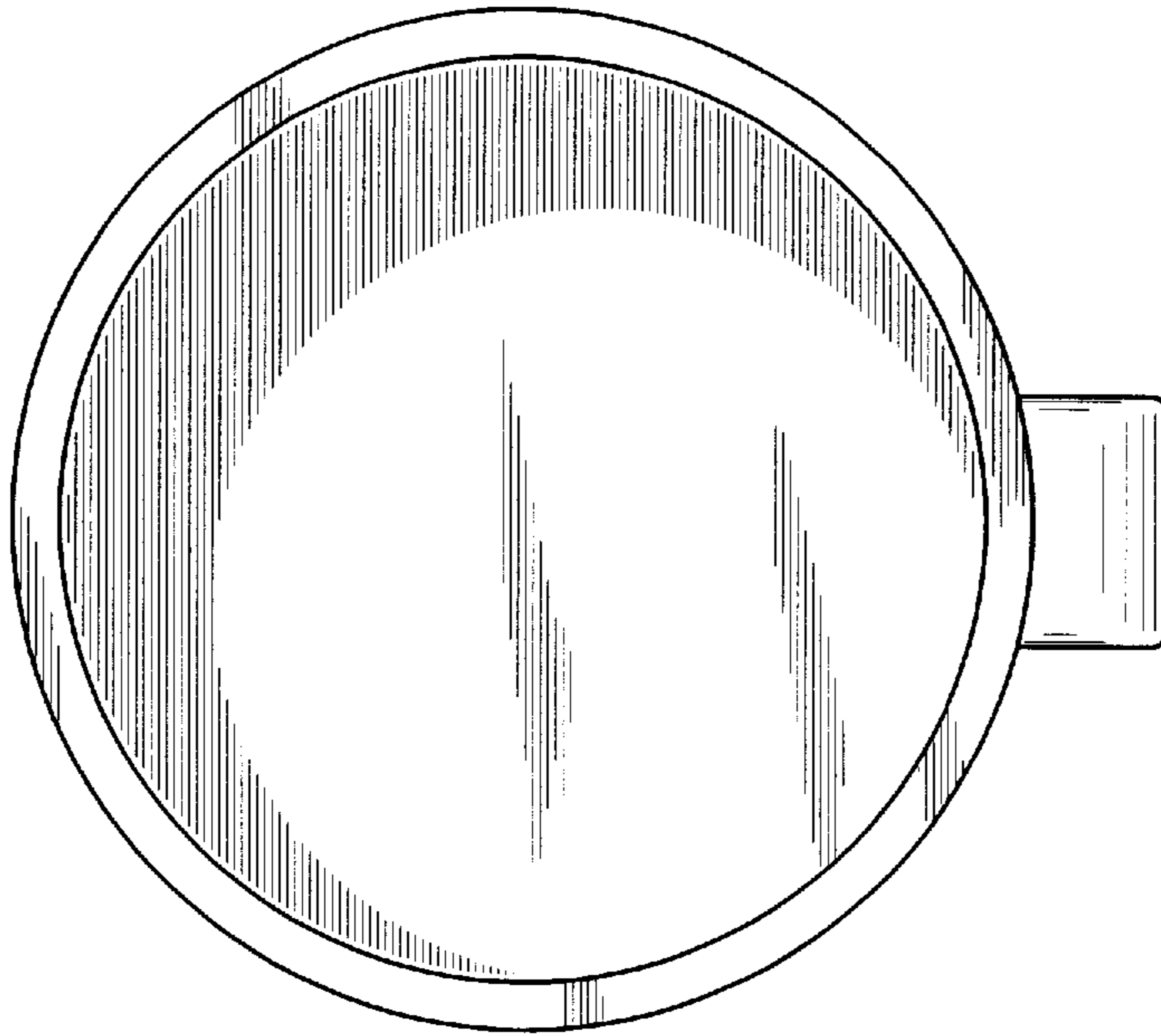


FIG. 6

