



US00D406412S

**United States Patent** [19]  
**Rubinstein**

[11] **Patent Number: Des. 406,412**

[45] **Date of Patent: \*\*Mar. 2, 1999**

[54] **PET LEASH**

[76] Inventor: **Steven Rubinstein**, 30803 Crest Forest,  
Farmington Hills, Mich. 48331

[\*\*] Term: **14 Years**

[21] Appl. No.: **90,442**

[22] Filed: **Jul. 9, 1998**

[51] **LOC (6) Cl. .... 30-99**

[52] **U.S. Cl. .... D30/153**

[58] **Field of Search** ..... D30/151-154;  
D29/100, 101; 119/712, 792, 793, 794,  
795, 796-802; 128/869, 870, 875-878,  
882

[56] **References Cited**

**U.S. PATENT DOCUMENTS**

D. 381,473	7/1997	Dixon et al. ....	D30/153
2,861,547	8/1958	Dale .....	119/797
5,351,654	10/1994	Fuentes .....	119/770
5,551,380	9/1996	Hodgson .....	119/795
5,649,504	7/1997	Culp .....	119/795
5,709,172	1/1998	Maglich .....	119/797

*Primary Examiner*—Louis S. Zarfes  
*Assistant Examiner*—Eric Watterson  
*Attorney, Agent, or Firm*—Rader, Fishman & Grauer PLLC

[57] **CLAIM**

I claim, the ornamental pet leash, as shown and described.

**DESCRIPTION**

FIG. 1 is a front elevational view of the pet leash of the present invention;

FIG. 2 is a partial side elevational view taken along lines 2—2 of FIG. 1;

FIG. 3 is a partial side elevational view taken along lines 3—3 of FIG. 1;

FIG. 4 is a partial right side elevational view taken along lines 4—4 of FIG. 1;

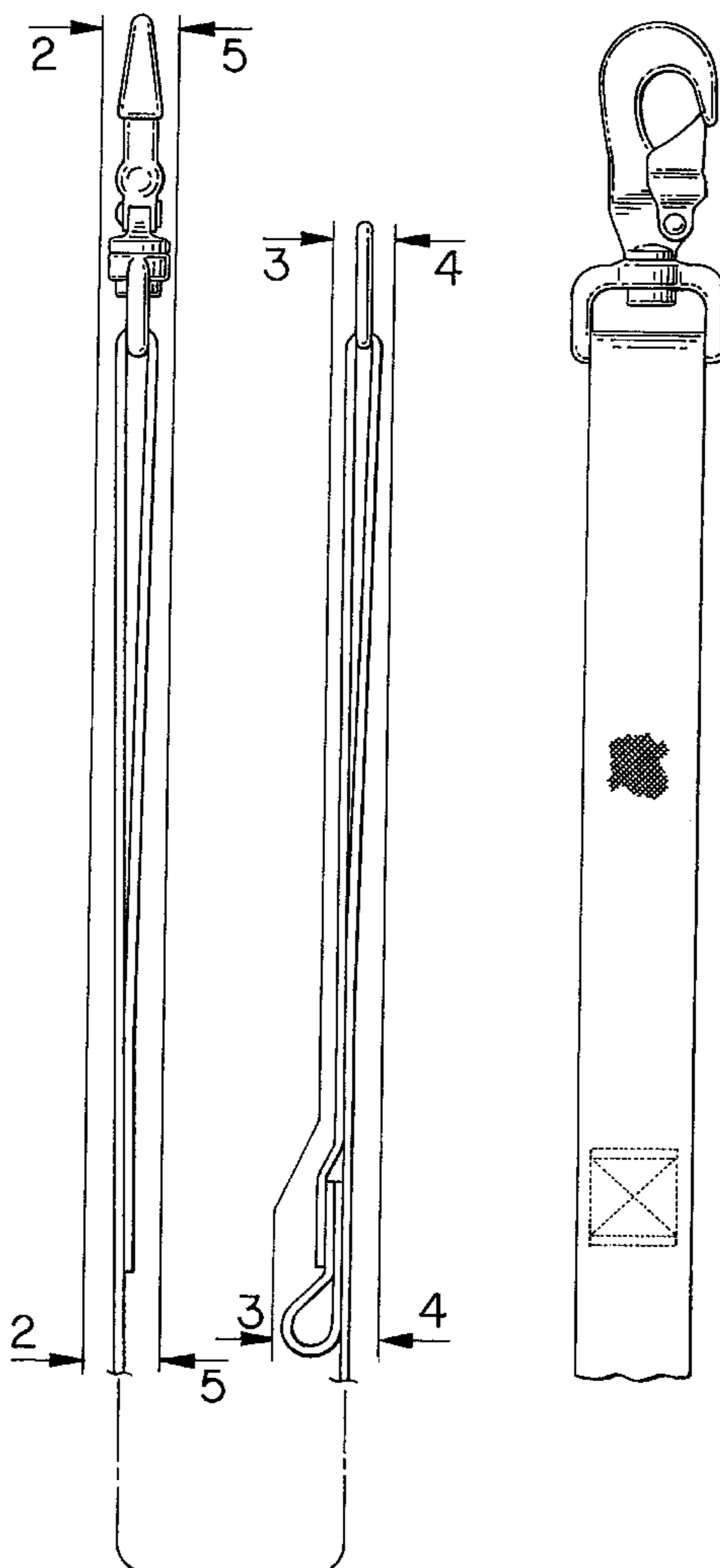
FIG. 5 is a partial right side elevational view taken along lines 5—5 of FIG. 1;



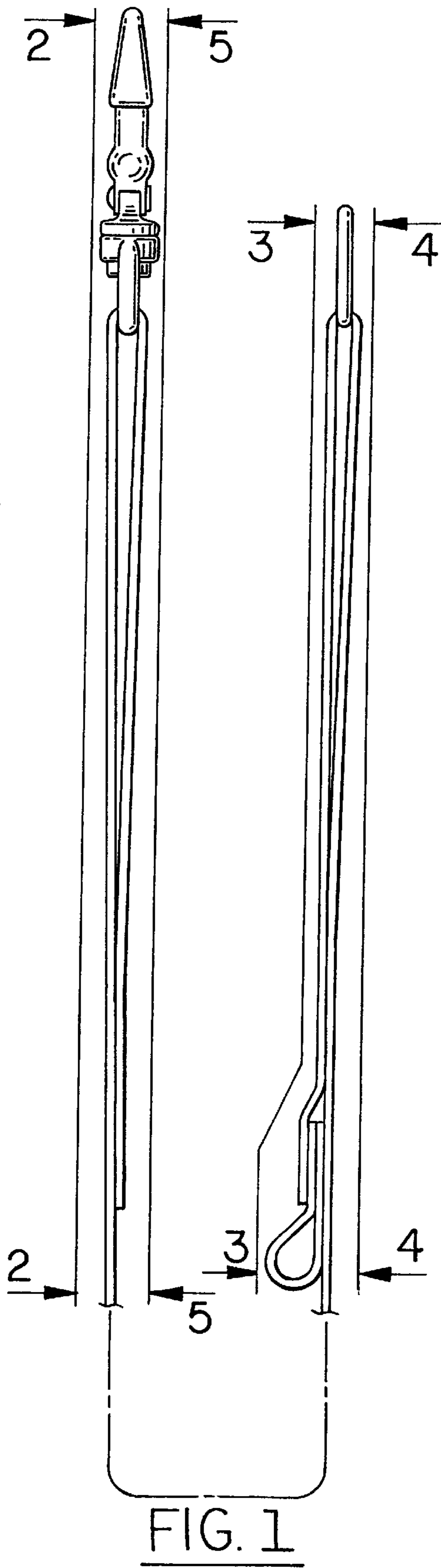
FIG. 6 is a rear view of the leash of FIG. 1 ; and,

FIG. 7 is a top view of the leash of FIG. 1 .

The claimed design shown broken away for ease of illustration.

**1 Claim, 2 Drawing Sheets**





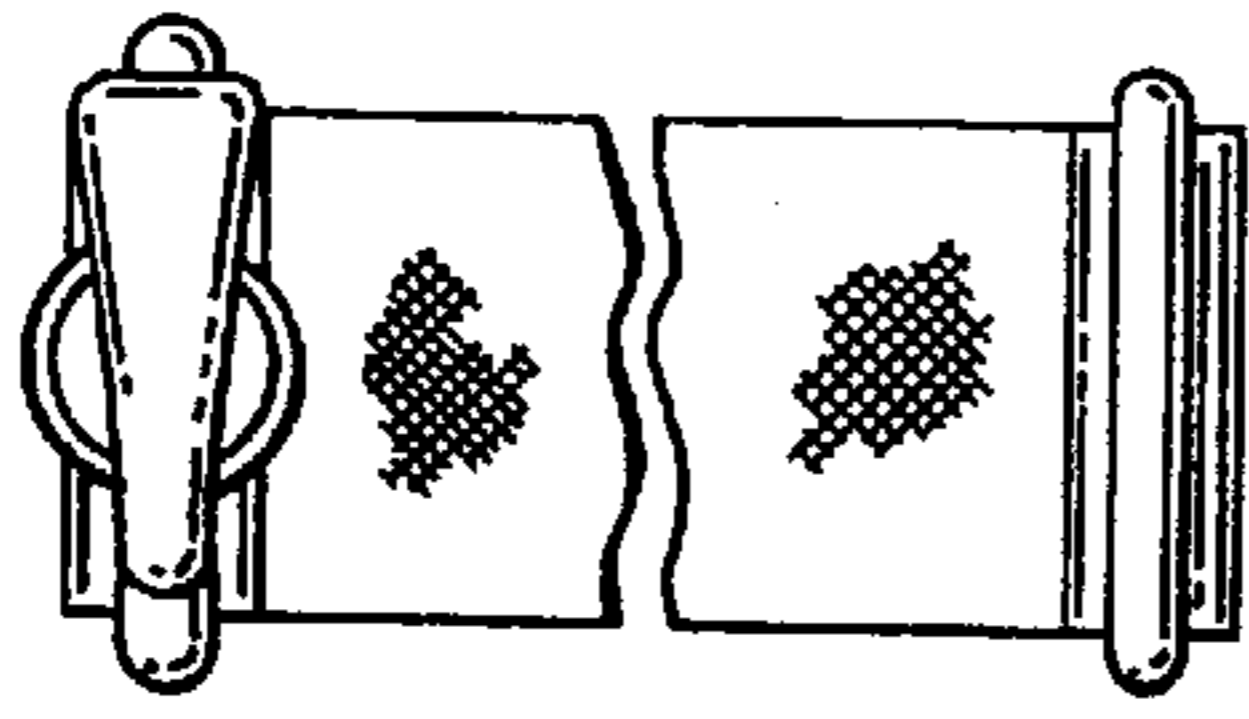


FIG. 7




FIG. 4

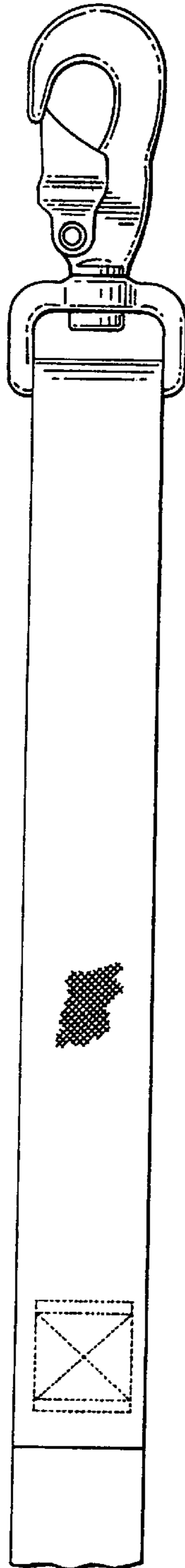


FIG. 5

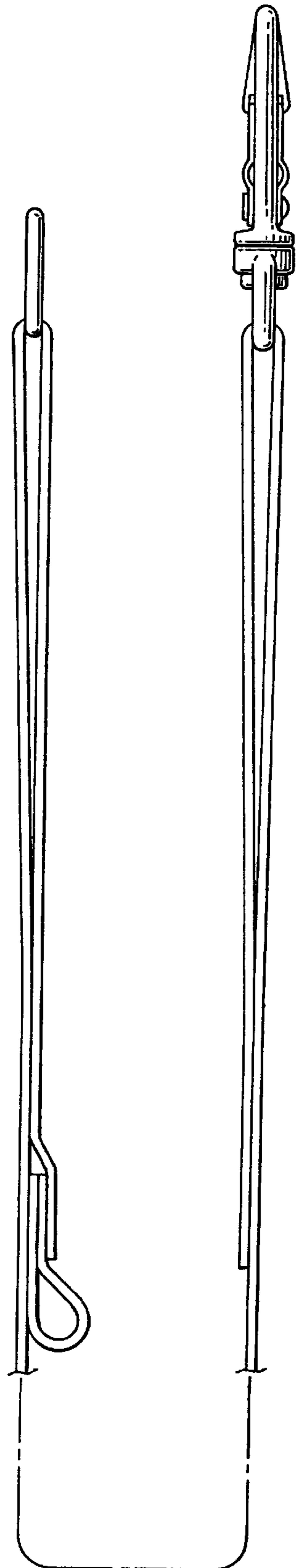


FIG. 6