



US00D406408S

United States Patent [19]
Fougerousse

[11] **Patent Number: Des. 406,408**
[45] **Date of Patent: **Mar. 2, 1999**

[54] **FIRE EXTINGUISHER**

[75] Inventor: **Claude Fougerousse**, Cran Gevrier,
France

[73] Assignee: **S2E Services**, Lyons, France

[**] Term: **14 Years**

[21] Appl. No.: **57,918**

[22] Filed: **Aug. 5, 1996**

[30] **Foreign Application Priority Data**

Feb. 6, 1996 [XH] Hague Agreement DM/035456

[51] **LOC (6) Cl.** **29-01**

[52] **U.S. Cl.** **D29/125**

[58] **Field of Search** D23/225, 226,
D23/223, 232; D29/125-130; D22/104;
169/30, 70-71, 74, 76-78; 222/324, 402.1,
465.1, 470

[56] **References Cited**

U.S. PATENT DOCUMENTS

- D. 202,341 9/1965 Rodgers D29/126
- D. 203,979 3/1966 Brennan et al. D29/126
- D. 237,895 12/1975 Allen et al. D29/126

- D. 246,325 11/1977 Rakocy et al. D29/126
- D. 250,353 11/1978 Avant D29/126
- D. 307,648 5/1990 Arrington D29/126
- 4,640,441 2/1987 Bunschote 222/207

OTHER PUBLICATIONS

Kidde Kitchen brochure, received Aug. 15, 1995, no page number.

Primary Examiner—Ruth McInroy
Attorney, Agent, or Firm—Mathews, Collins, Shepherd & Gould, P.A.

[57] **CLAIM**

An ornamental design for a fire extinguisher, as shown and described.

DESCRIPTION

FIG. 1 is a front perspective view of an extinguisher showing my new design;
FIG. 2 is a side elevational view thereof the opposite side being the mirror image thereof;
FIG. 3 is a front elevational view thereof;
FIG. 4 is a rear elevational view thereof;
FIG. 5 is a top plan view thereof; and,
FIG. 6 is a bottom plan view thereof.

1 Claim, 1 Drawing Sheet

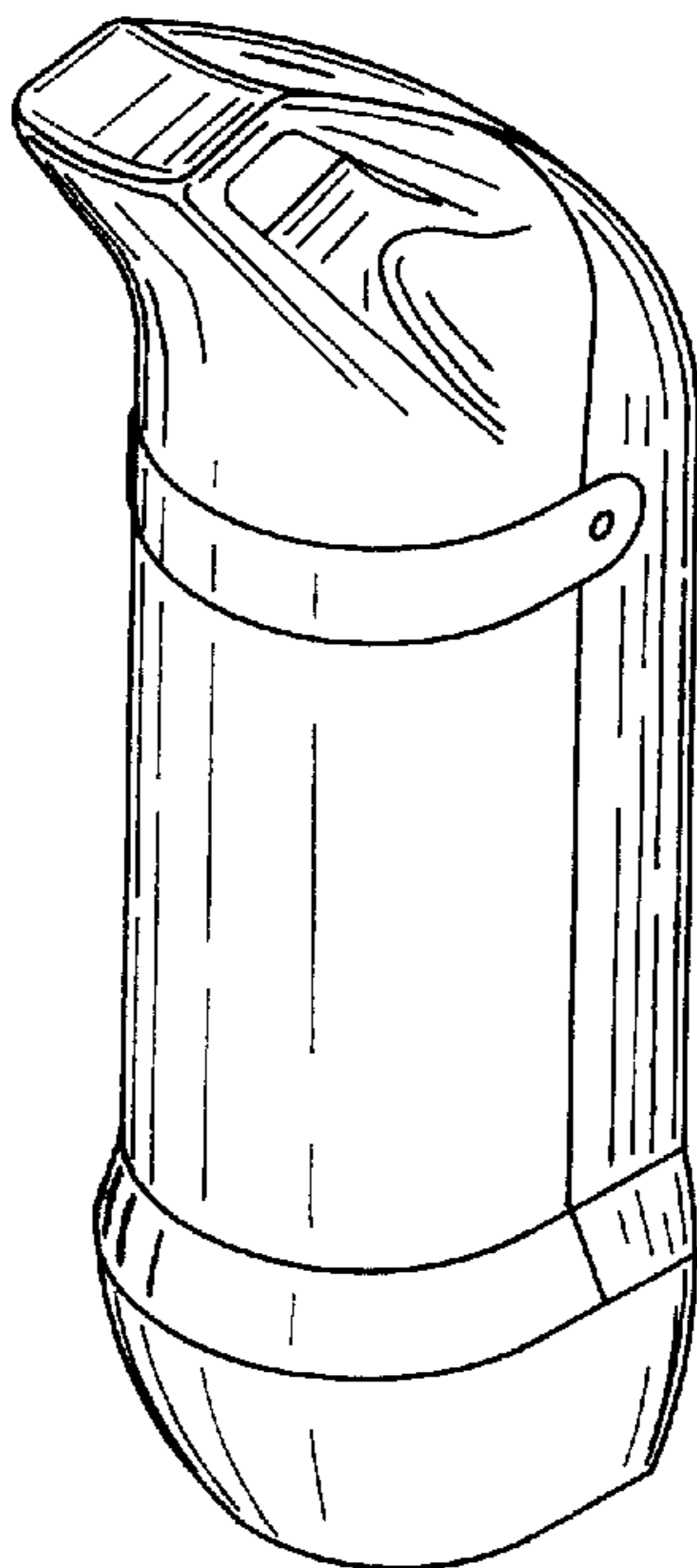


FIG. 1

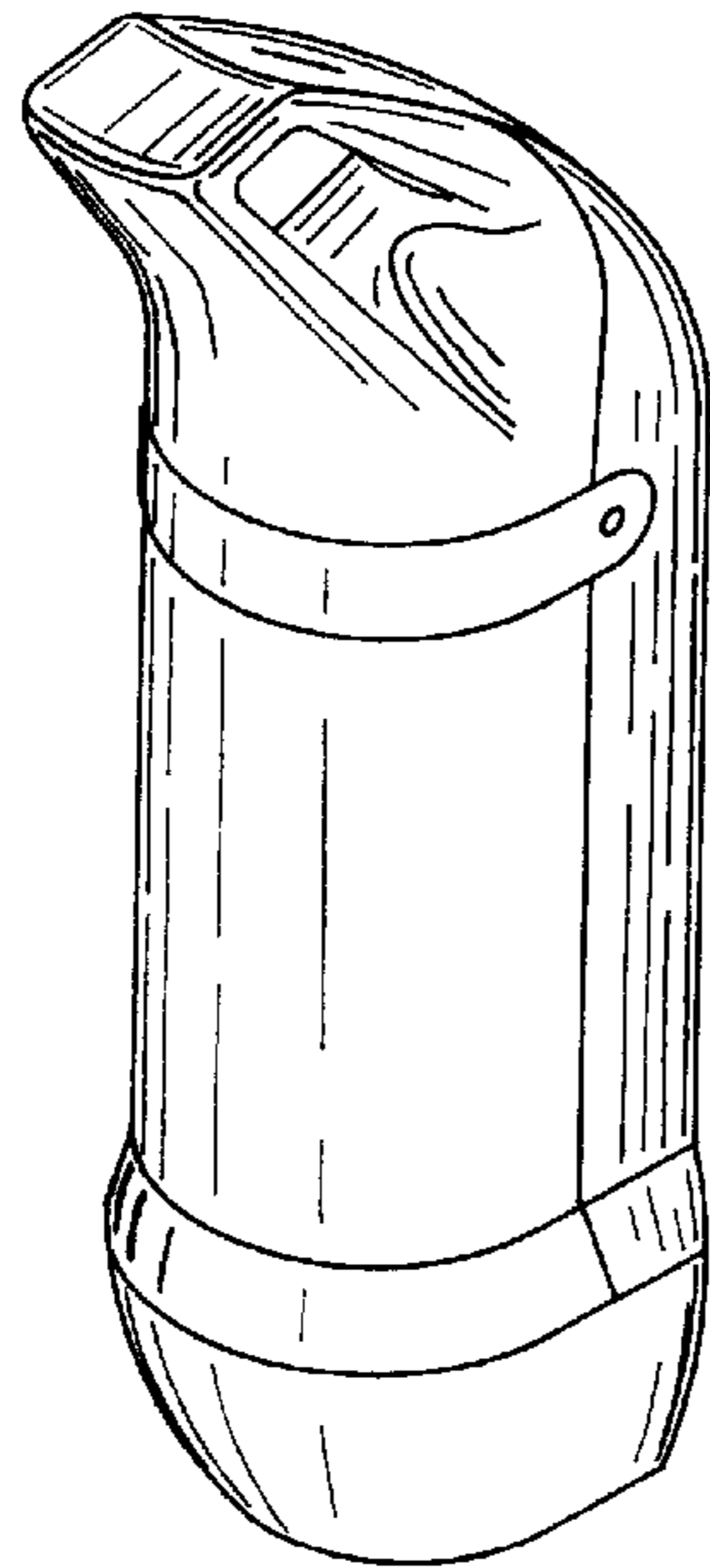


FIG. 2

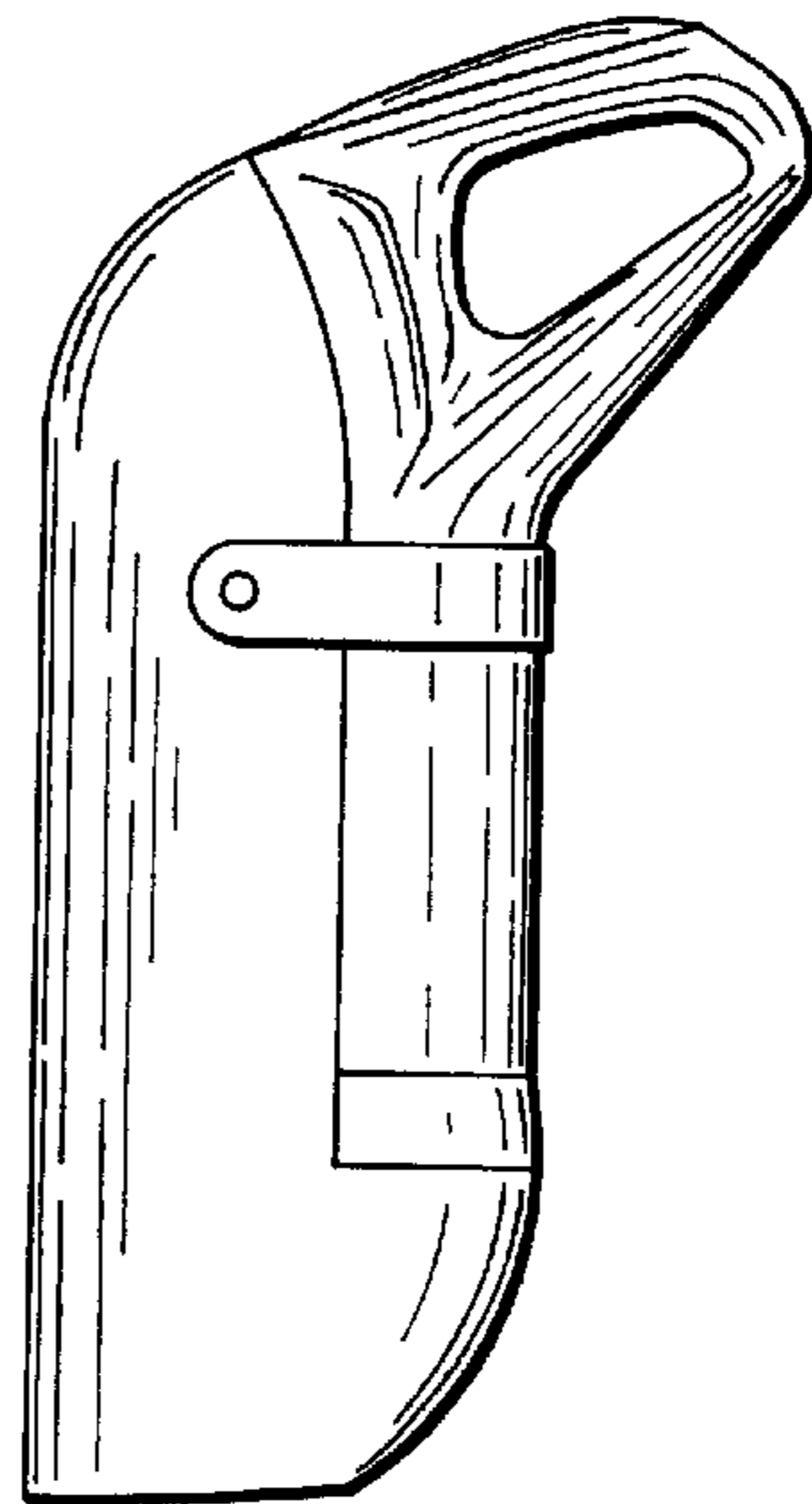


FIG. 3




FIG. 4

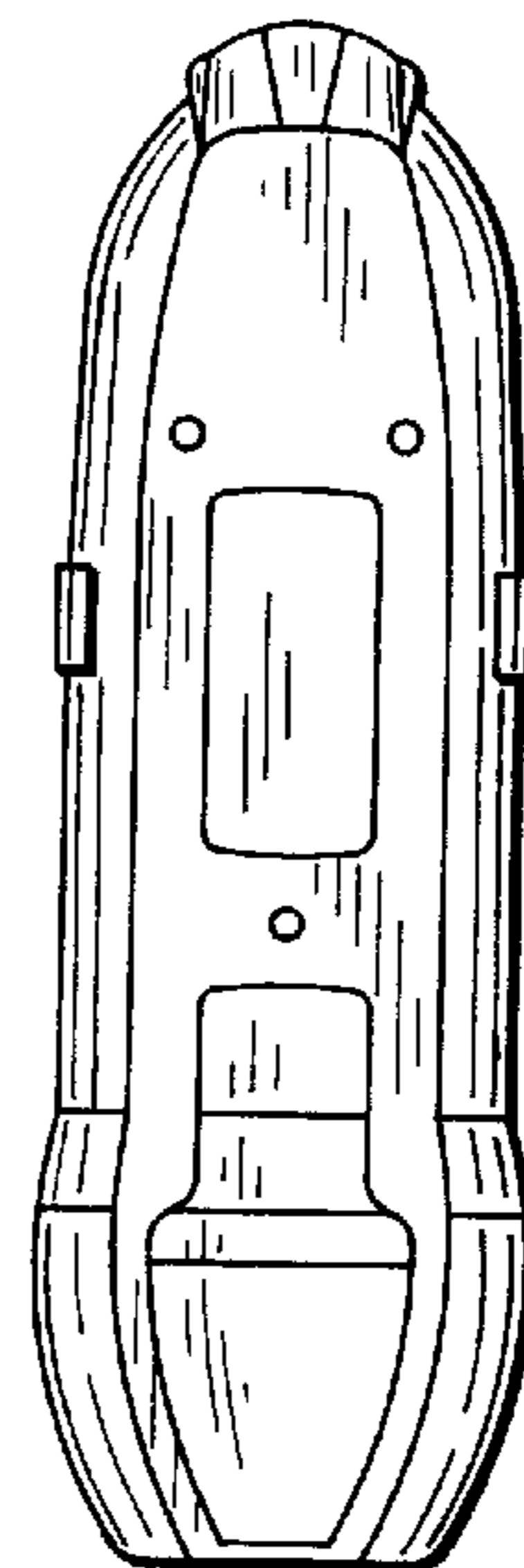


FIG. 5

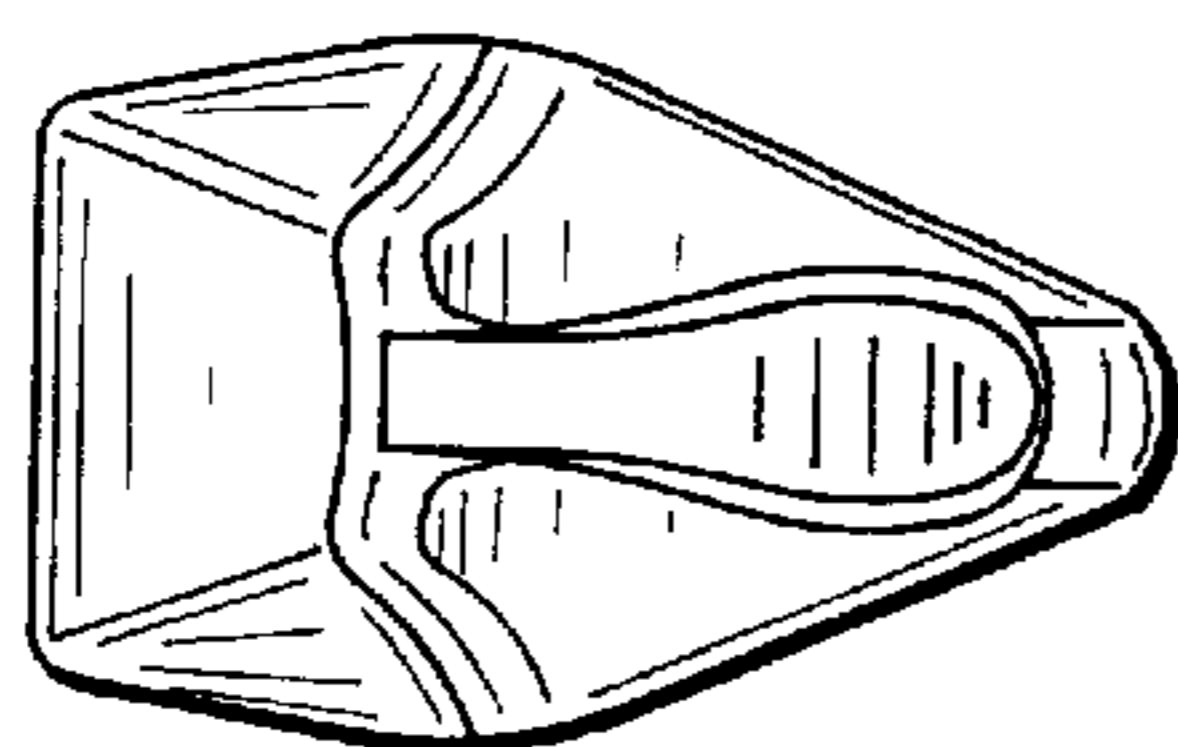


FIG. 6

