



US00D406394S

United States Patent [19]

Mulaisho

[11] **Patent Number: Des. 406,394**

[45] **Date of Patent: **Mar. 2, 1999**

[54] **MANICURE DEVICE**

[76] Inventor: **Patrick Mulaisho**, 16B Addison Avenue, Basement Flat, Holland Park, London, W11 4QR, United Kingdom

[**] Term: **14 Years**

[21] Appl. No.: **63,485**

[22] Filed: **Dec. 9, 1996**

[30] Foreign Application Priority Data

Jun. 10, 1996 [GB] United Kingdom 2056889

[51] **LOC (6) Cl.** **28-03**

[52] **U.S. Cl.** **D28/57; D28/56**

[58] **Field of Search** D28/56, 57, 59, D28/61; 132/73, 73.5, 73.6, 75, 75.3, 75.6, 76.4; D19/36, 73; 30/123, 451, 453-459; 7/160, 162

[56] References Cited

U.S. PATENT DOCUMENTS

- D. 135,041 2/1943 White D28/61
- D. 174,661 5/1955 Simmons D28/59

- D. 203,793 2/1966 Leopoldi D28/59
- D. 208,282 8/1967 Speers D19/73 X
- D. 226,736 4/1973 Benis D28/61
- D. 373,855 9/1996 Jurosek-Bland D28/59
- 2,169,908 8/1939 Wells 30/454
- 2,662,534 12/1953 Swartz D28/61 X
- 2,838,957 6/1958 Smith 132/76.4
- 4,524,789 6/1985 Sazdanoff 132/73
- 5,003,997 4/1991 Stewart et al. 132/73

Primary Examiner—Ted Shooman

Assistant Examiner—C Tuttle

Attorney, Agent, or Firm—Shoemaker and Mattare, Ltd.

[57] CLAIM

The ornamental design for a manicure device, as shown and described.

DESCRIPTION

FIG. 1 is a perspective view of a manicure device seen from the top, rear and left side;
 FIG. 2 is an underneath plan view thereof;
 FIG. 3 is a front view thereof; and,
 FIG. 4 is a right side elevational view thereof.

1 Claim, 1 Drawing Sheet




FIG. 1

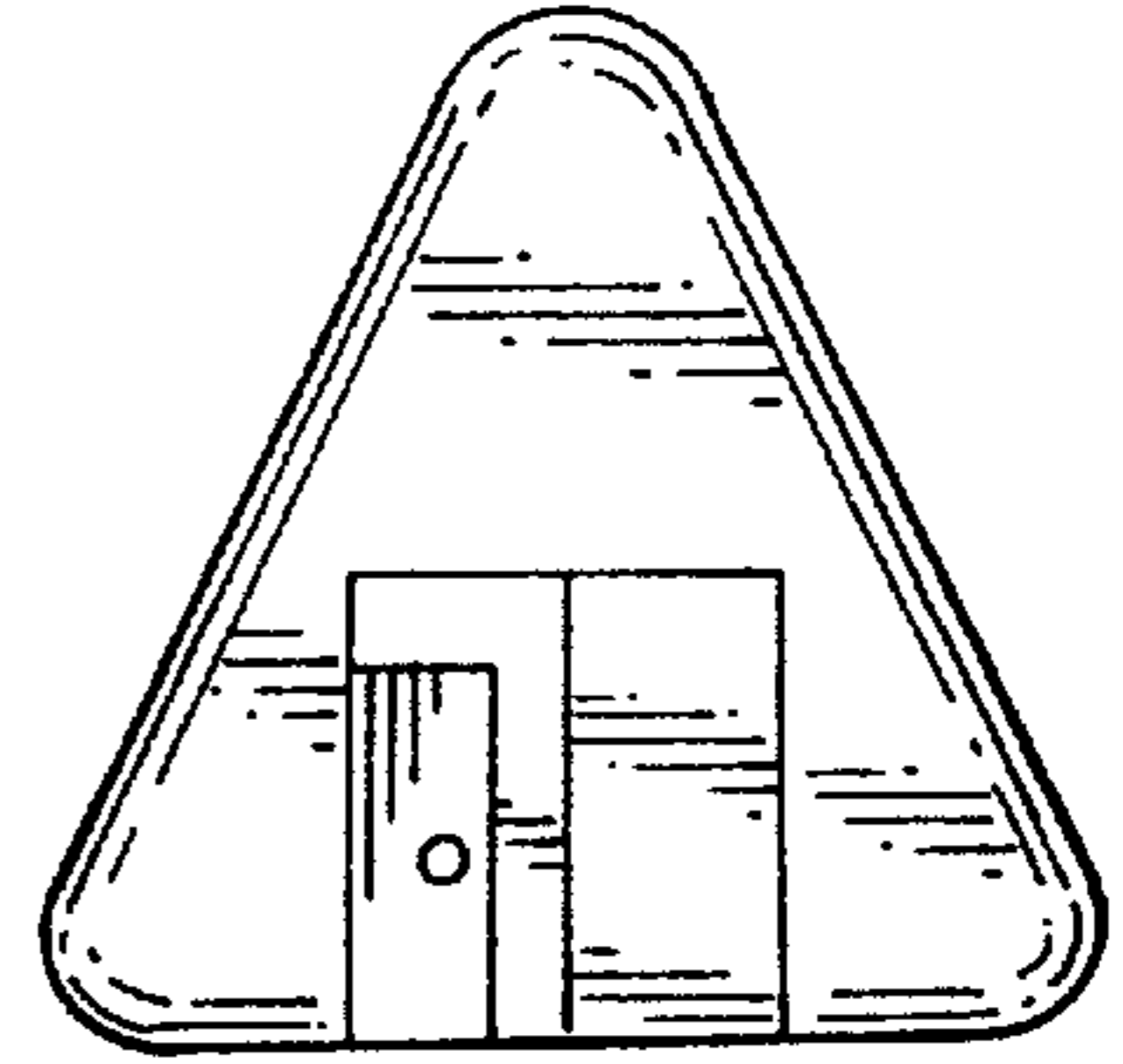



FIG. 2

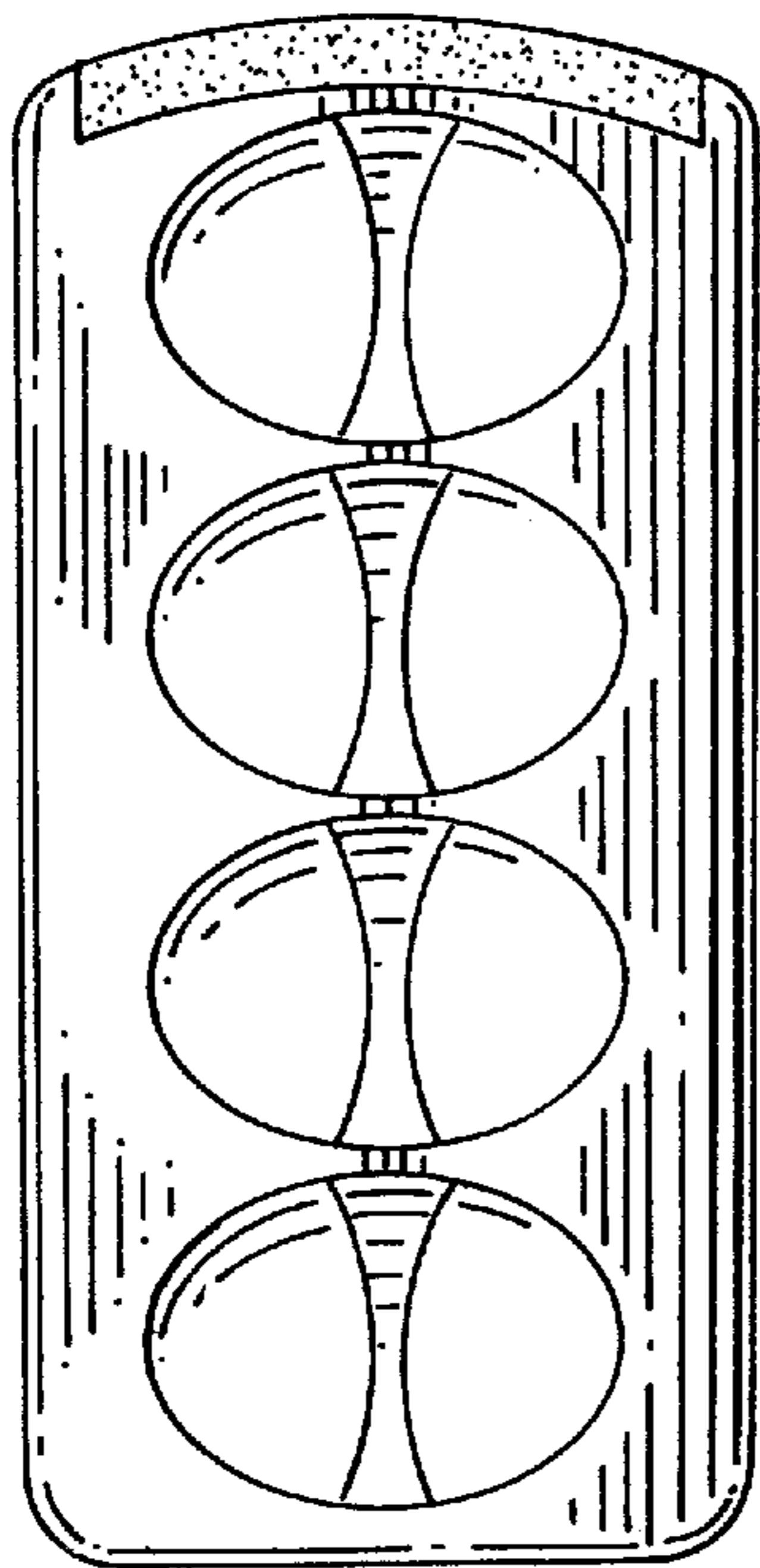


FIG. 3

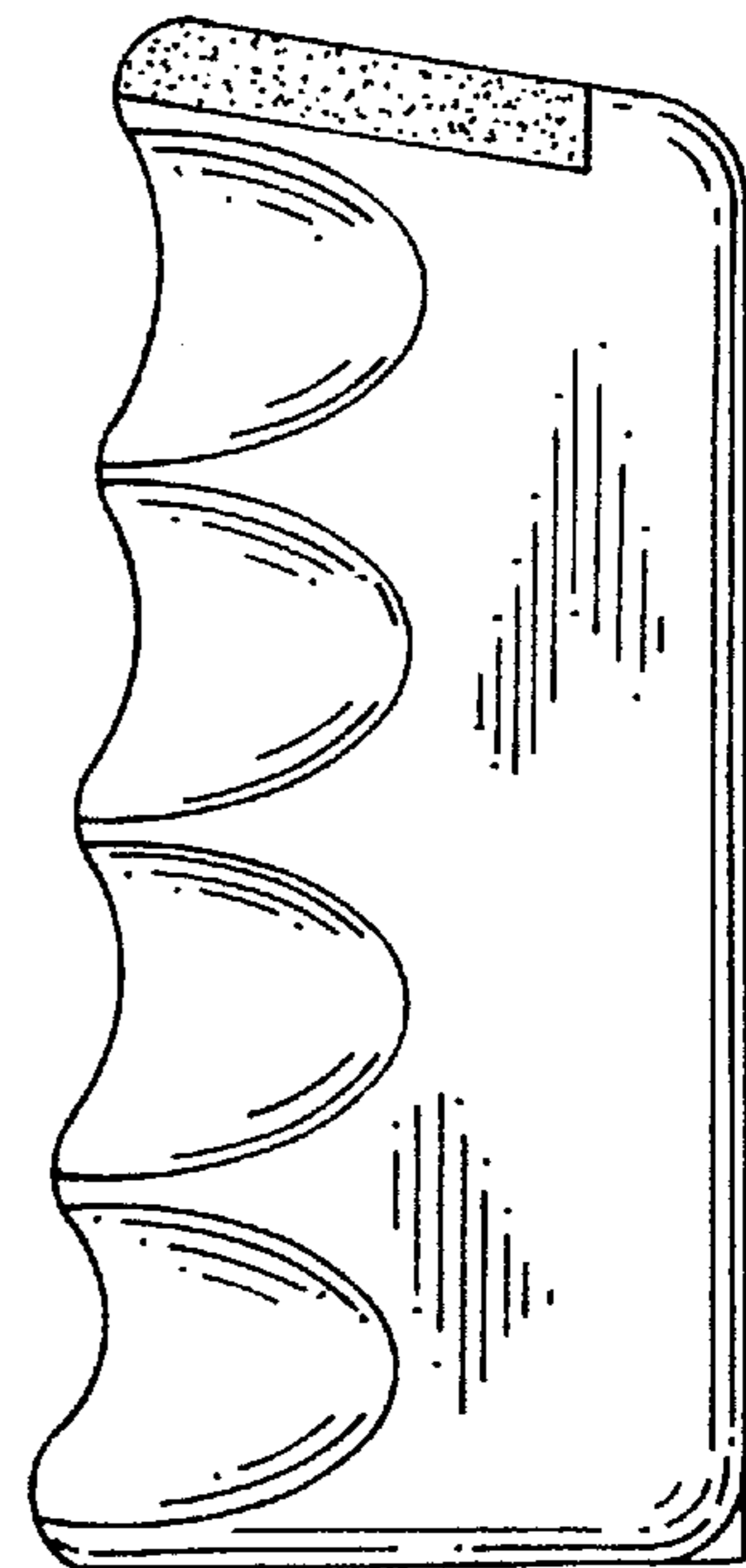


FIG. 4