

US00D406381S

# United States Patent [19]

Hsu

[11] **Patent Number: Des. 406,381**

[45] **Date of Patent: \*\*Mar. 2, 1999**

[54] **LAMP SHADE**

D. 395,095 6/1998 Keen ..... D26/131  
D. 396,318 7/1998 Hsu ..... D26/127

[75] Inventor: **Keen Hsu**, Taichung, Taiwan

[73] Assignee: **Bright Yin Huey Co., Ltd.**, Taichung, Taiwan

*Primary Examiner*—Susan J. Lucas  
*Attorney, Agent, or Firm*—Rosenberg, Klein & Bilker

[\*\*] Term: **14 Years**

### [57] CLAIM

[21] Appl. No.: **88,237**

The ornamental design for a lamp shade, as shown and described.

[22] Filed: **May 19, 1998**

### DESCRIPTION

[51] **LOC (6) Cl.** ..... **26-05**

FIG. 1 is a perspective view of a lamp shade showing my new design;

[52] **U.S. Cl.** ..... **D26/127; D26/131**

FIG. 2 is a front elevation view, the rear elevation view thereof being identical in appearance;

[58] **Field of Search** ..... D26/128-136, D26/118, 142, 153, 149; 362/806, 326, 329, 334, 340, 347, 350, 363; D7/560, 561, 562, 526, 530, 576, 582

FIG. 3 is a left side elevation view, the right side elevation view thereof being identical in appearance;

### [56] References Cited


FIG. 4 is a top plan view thereof; and,

FIG. 5 is a bottom plan view thereof.

#### U.S. PATENT DOCUMENTS

D. 42,718 7/1912 Strong ..... D26/127

**1 Claim, 3 Drawing Sheets**



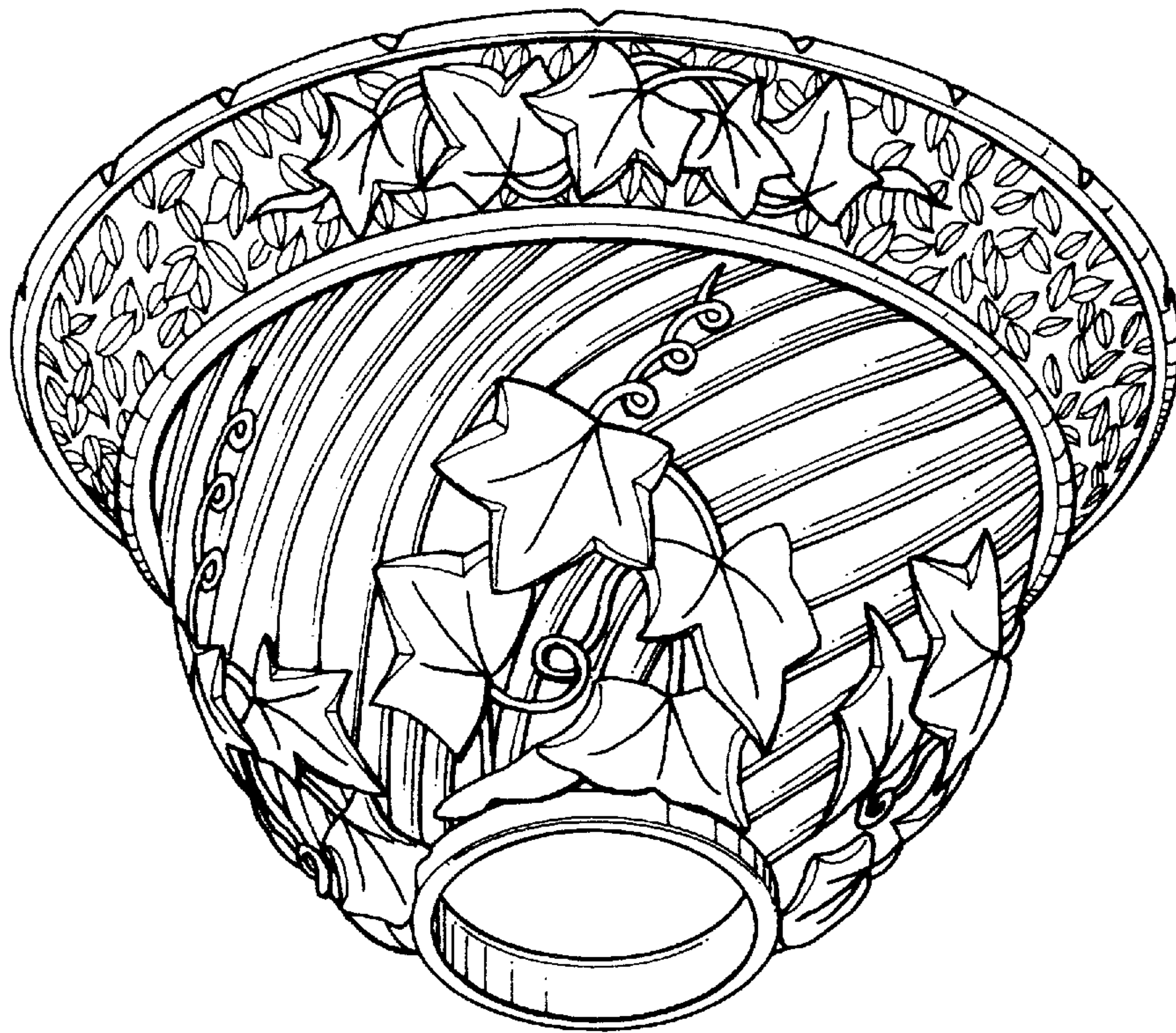


FIG. 1





FIG. 2

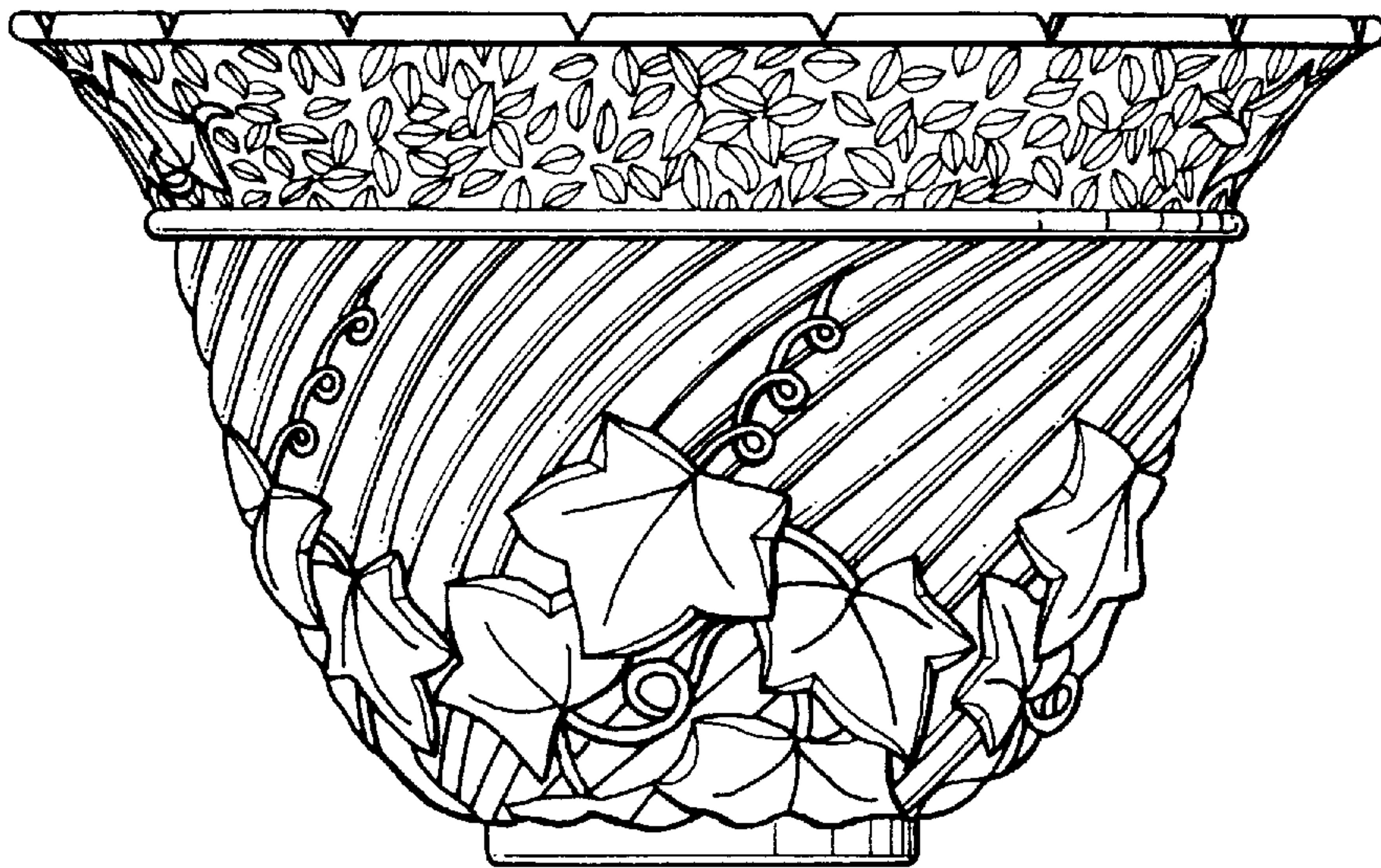


FIG. 3

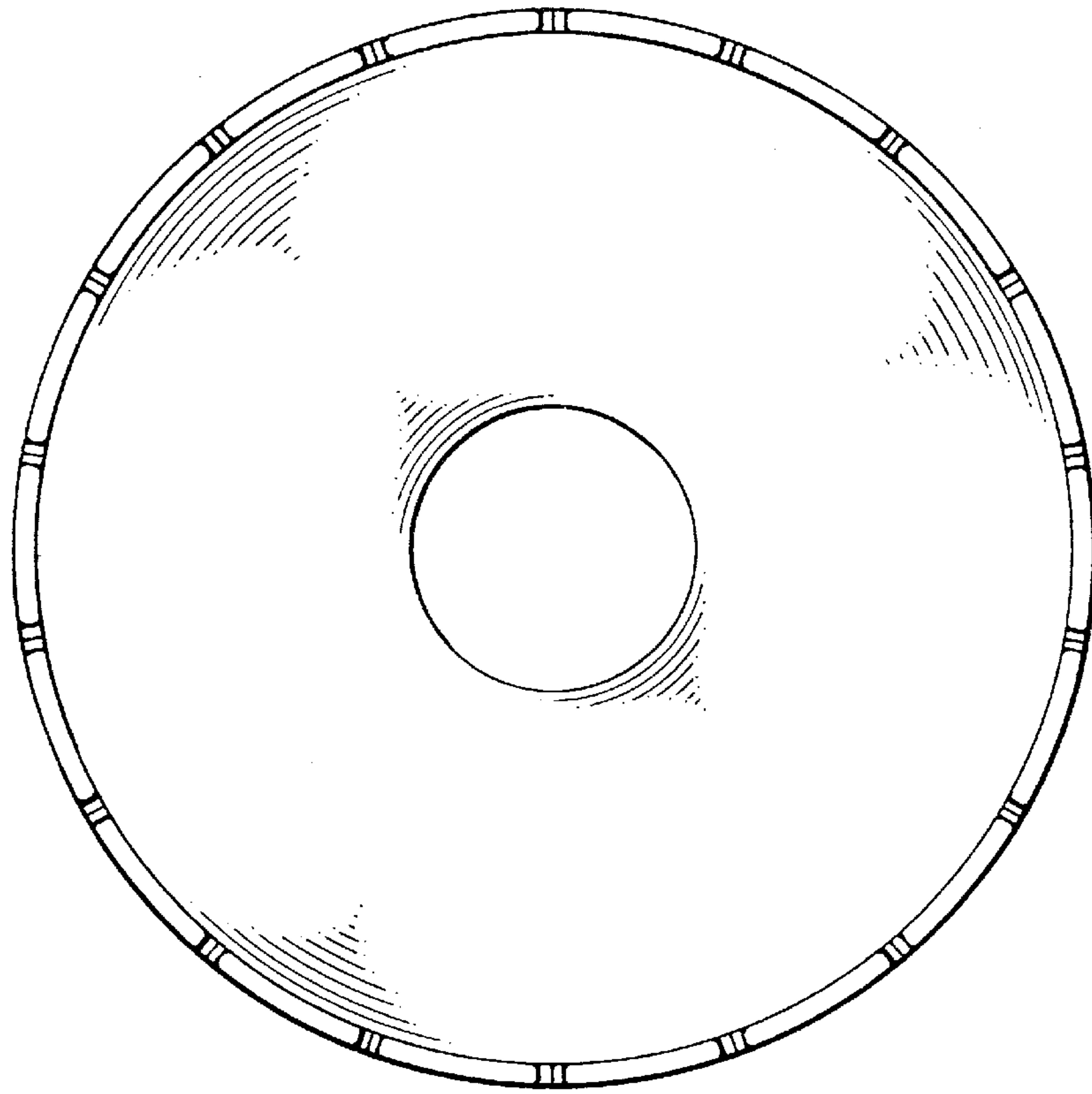


FIG. 4




FIG. 5