



US00D406363S

United States Patent [19] Molnar

[11] **Patent Number: Des. 406,363**
[45] **Date of Patent: **Mar. 2, 1999**

- [54] **ANTI-SLIP FLOOR UNIT**
- [75] Inventor: **William S. Molnar**, Detroit, Mich.
- [73] Assignee: **W. S. Molnar Company**, Detroit, Mich.
- [**] Term: **14 Years**
- [21] Appl. No.: **68,850**
- [22] Filed: **Apr. 2, 1997**

5,009,045	4/1991	Yoder	52/177
5,054,253	10/1991	Bedics	52/177
5,077,137	12/1991	Molnar	428/601

FOREIGN PATENT DOCUMENTS

2275724	1/1976	France	52/177
---------	--------	--------------	--------

OTHER PUBLICATIONS

Slip-Not (W.S. Molnar Co.)(05535/SLI-BuyLine 2280)(1993).
 Slip-Not Technical Information (W.S. Molnar Co.)(05532/SLJ-BuyLine 7700)(1992).
 Industries-Mebac (IKG Industries)(W.S. Molnar Co.)(1985).
 Slip-Not Grip Grate (W.S. Molnar Co.)(05532/SLI-BuyLine 5777)(1991).
 Mebac Slip Resistant Surface (IKG Industries Product Data—ME-106)(1991).

Primary Examiner—Doris Clark
Attorney, Agent, or Firm—Brooks & Kushman, P.C.

Related U.S. Application Data

- [63] Continuation of Ser. No. 54,518, May 15, 1996.
- [51] **LOC (6) Cl.** **25-01**
- [52] **U.S. Cl.** **D25/156**
- [58] **Field of Search** D25/152, 156;
404/19; 52/177, 179; 428/138; 119/28,
15, 526, 530, 525, 527, 528, 529

[57] CLAIM

An ornamental design for a anti-slip floor unit, as shown and described.

References Cited

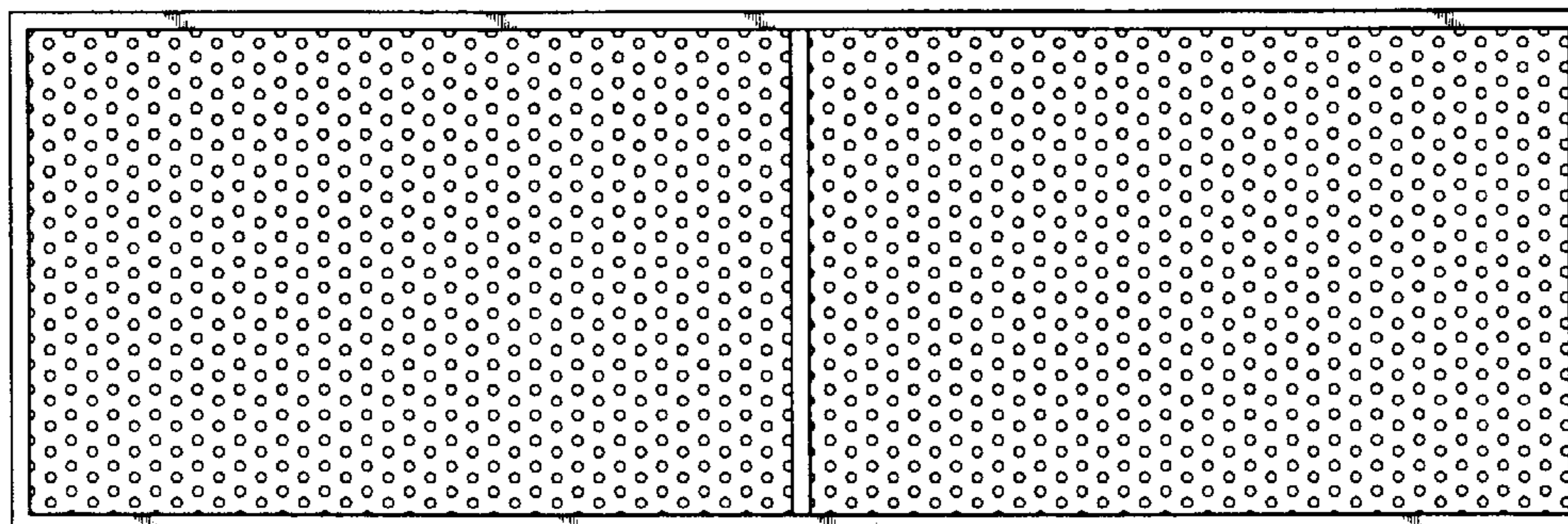
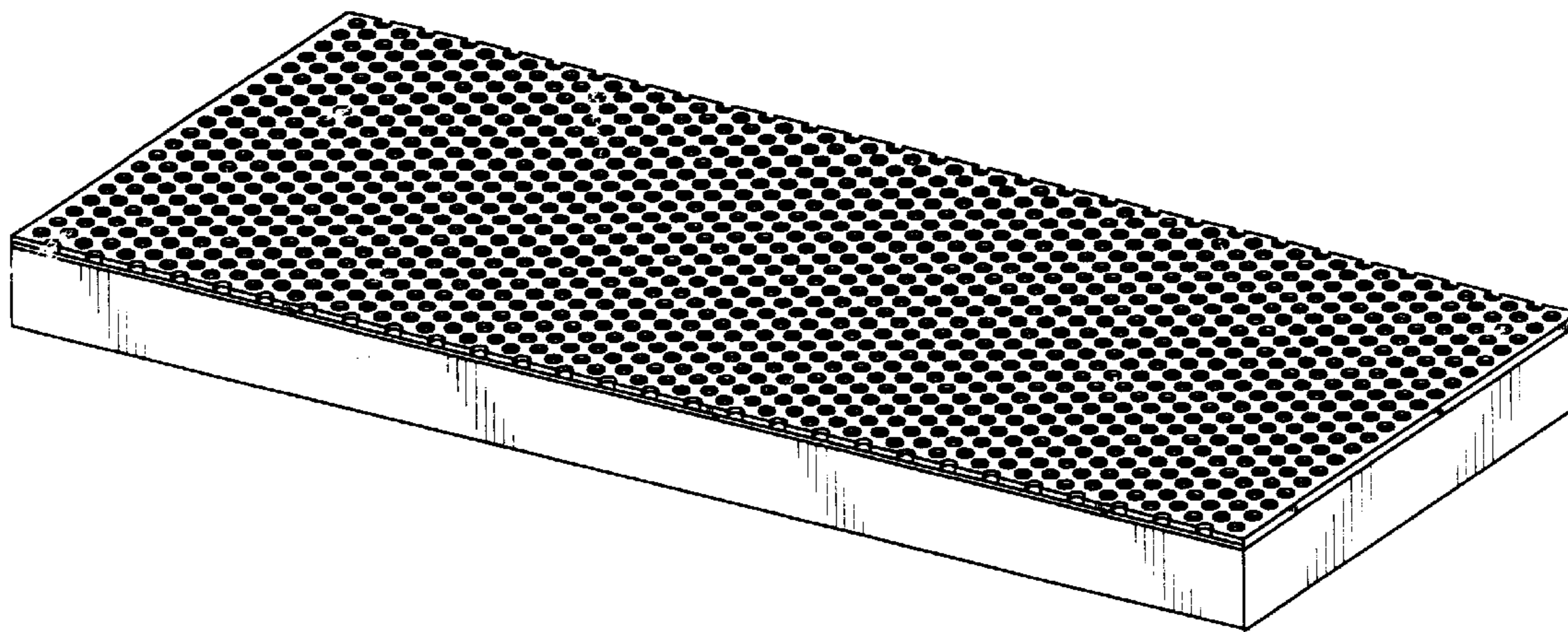
U.S. PATENT DOCUMENTS

D. 94,281	1/1935	Rocic	D25/156
D. 336,349	6/1993	Moreau	D25/156
2,733,684	2/1956	Trenchard	119/526
3,046,852	7/1962	Graham	52/177 X
3,862,464	1/1975	Arens	15/217
4,361,614	11/1982	Moffit, Jr.	428/138
4,387,666	6/1983	Thye-Lokenberg	119/530
4,522,009	6/1985	Fingerson	52/177 X
4,618,511	10/1986	Molnar	427/203
4,961,973	10/1990	Molnar	427/423

DESCRIPTION

FIG. 1 is a perspective view of my new design;
 FIG. 2 is a front elevational view of the new design;
 FIG. 3 is a top plan view of the new design;
 FIG. 4 is a bottom plan view of the new design; and,
 FIG. 5 is a side elevational view of the new design.

1 Claim, 2 Drawing Sheets



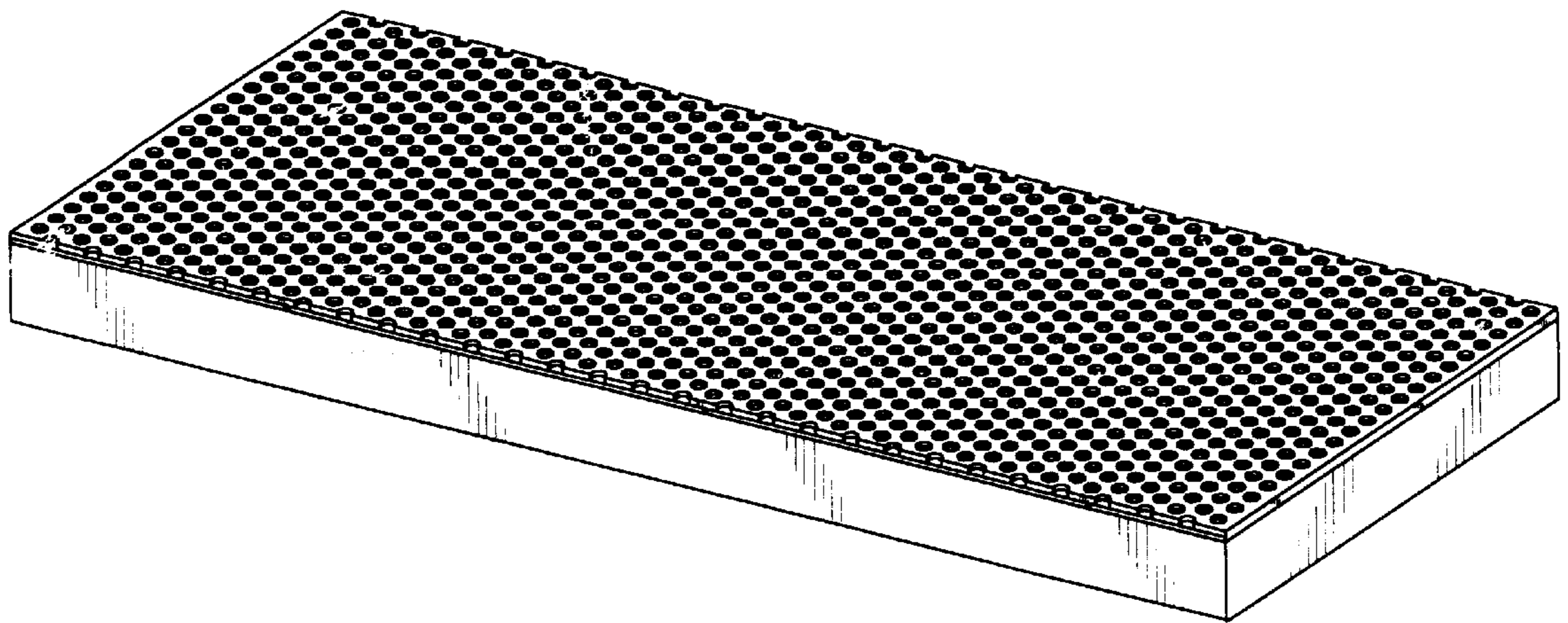


Fig-1




Fig-2




Fig-3

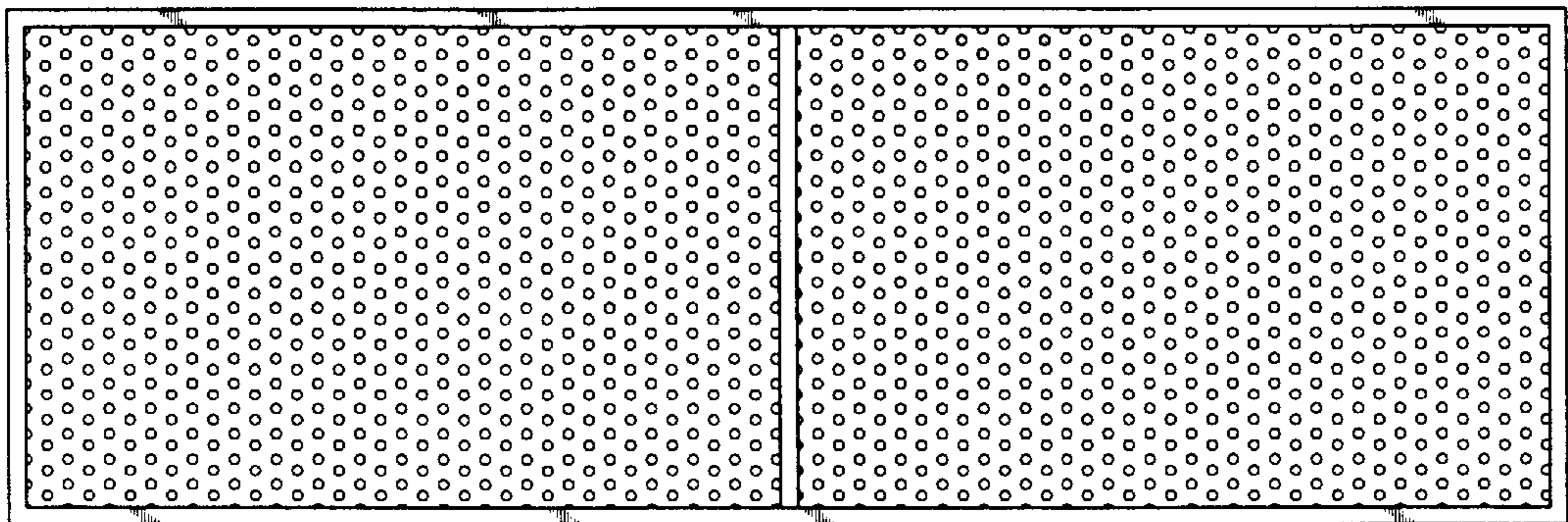


Fig-4

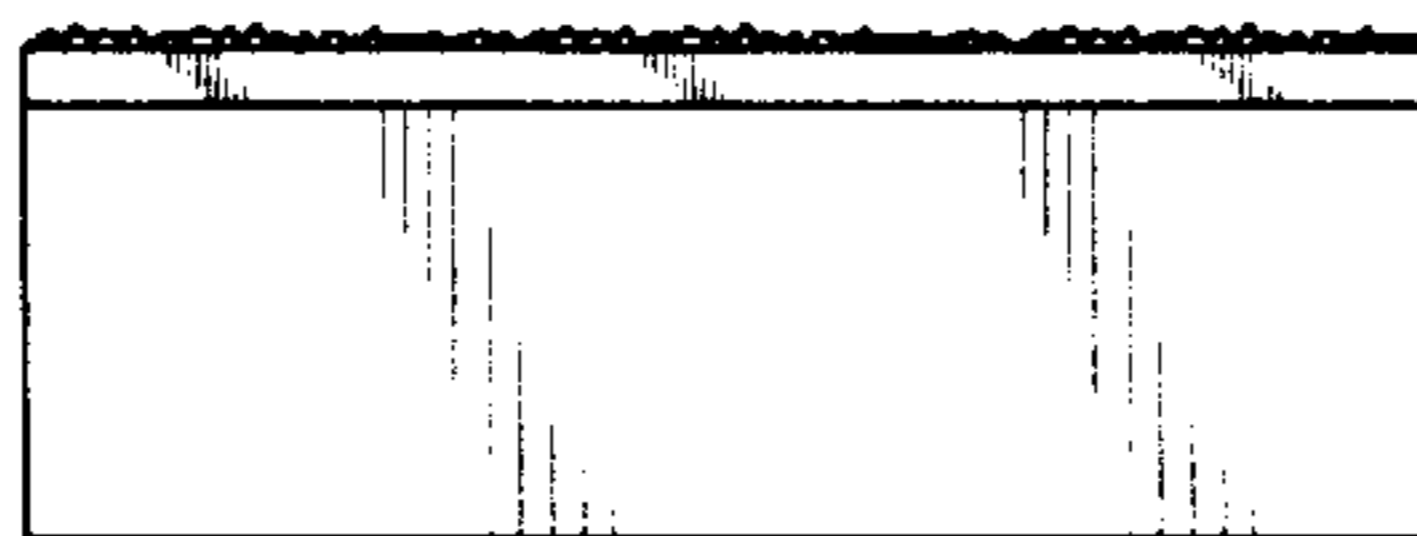


Fig-5